



SAN FERNANDO CITY COUNCIL

REGULAR MEETING NOTICE AND AGENDA

JUNE 1, 2015 – 6:00 PM

**COUNCIL CHAMBERS
117 MACNEIL STREET
SAN FERNANDO, CA 91340**

CALL TO ORDER/ROLL CALL

Mayor Joel Fajardo
Vice Mayor Sylvia Ballin
Councilmember Robert C. Gonzales
Councilmember Antonio Lopez
Councilmember Jaime Soto

PLEDGE OF ALLEGIANCE

Police Explorer Jose Figueroa

APPROVAL OF AGENDA

PUBLIC STATEMENTS – WRITTEN/ORAL

There will be a three (3) minute limitation per each member of the audience who wishes to make comments relating to City Business. Anyone wishing to speak, please fill out the blue form located at the Council Chambers entrance and submit it to the City Clerk. When addressing the City Council please speak into the microphone and voluntarily state your name and address.

CONSENT CALENDAR

Items on the Consent Calendar are considered routine and may be disposed of by a single motion to adopt staff recommendation. If the City Council wishes to discuss any item, it should first be removed from the Consent Calendar.

SAN FERNANDO CITY COUNCIL**Regular Meeting Notice and Agenda – June 1, 2015**Page 2 of 3

1) REQUEST TO APPROVE MINUTES OF:

- a. MAY 18, 2015 – SPECIAL MEETING**
- b. MAY 18, 2015 – REGULAR MEETING**

2) CONSIDERATION TO ADOPT RESOLUTION NO. 15-061 APPROVING THE WARRANT REGISTER**3) CONSIDERATION TO ADOPT A SETTLEMENT AGREEMENT REACHED IN *STATE OF CALIFORNIA EX REL. DAVID SHERWIN V. OFFICE DEPOT, INC.* LASC NO. BC410135**

Recommend that the City Council:

- a. Adopt the settlement agreement reached in *State of California ex rel. David Sherwin v. Office Depot, Inc.*; and
- b. Accept the settlement allocation of \$25,684.84.

ADMINISTRATIVE REPORTS**4) UPDATE REGARDING THE RECENT ACTION BY THE CITY OF LOS ANGELES TO INCREASE THE MINIMUM WAGE**

Recommend that the City Council:

- a. Receive and file a staff presentation on the City of Los Angeles' increase of minimum wage; and
- b. Provide staff with direction.

5) CONSIDERATION TO ADOPT ORDINANCE NO. 1642 UPDATING THE CITY CODE, ARTICLE III, STORMWATER AND URBAN RUNOFF POLLUTION CONTROL

Recommend the City Council introduce for first reading, in title only, and waive further reading of Ordinance No. 1642 titled, "An Ordinance of the City Council of the City of San Fernando Amending Article III, Stormwater and Urban Runoff Pollution Control Low Impact Development Requirements Pursuant to the National Pollutant Discharge Elimination System Permit Requirements for the Municipal Separate Storm Sewer System."

6) DISCUSSION REGARDING THE CITY ARBORIST

SAN FERNANDO CITY COUNCIL**Regular Meeting Notice and Agenda – June 1, 2015**Page 3 of 3

This item is placed on the agenda by Councilmember Jaime Soto.

7) CONSIDERATION TO APPROVE THE USE OF THE CITY SEAL IN ADVERTISING MATERIAL FOR A LGBTQ AWARENESS EVENT

Recommend that the City Council provide staff with direction related to allowing the use of the City Seal in advertising material for a LGBTQ Awareness Event proposed to be held in the City.

8) CALIFORNIA HIGH-SPEED RAIL PROJECT UPDATE

Recommend that the City Council provide staff with direction related to future outreach efforts regarding the California High-Speed Rail Project.

9) DISCUSSION REGARDING THE CITY'S SANITARY MANAGEMENT PLAN

This item is placed on the agenda by Councilmember Jaime Soto.

COMMITTEE/COMMISSION LIAISON UPDATES**GENERAL COUNCIL COMMENTS****STAFF COMMUNICATION****ADJOURNMENT**

I hereby certify under penalty of perjury under the laws of the State of California that the foregoing agenda was posted on the City Hall bulletin board not less than 72 hours prior to the meeting.

Elena G. Chávez, City Clerk

Signed and Posted: May 28, 2015 (4:00 p.m.)

Agendas and complete Agenda Packets (including staff reports and exhibits related to each item) are posted on the City's Internet Web site (www.sfcity.org). These are also available for public reviewing prior to a meeting in the City Clerk's Office. Any public writings distributed by the City Council to at least a majority of the Councilmembers regarding any item on this regular meeting agenda will also be made available at the City Clerk's Office at City Hall located at 117 Macneil Street, San Fernando, CA, 91340 during normal business hours. In addition, the City may also post such documents on the City's Web Site at www.sfcity.org. In accordance with the Americans with Disabilities Act of 1990, if you require a disability-related modification/accommodation to attend or participate in this meeting, including auxiliary aids or services please call the City Clerk's Office at (818) 898-1204 at least 48 hours prior to the meeting.

*This Page
Intentionally
Left Blank*

Regular Meeting

San Fernando City Council

*This Page
Intentionally
Left Blank*

1a

*This Page
Intentionally
Left Blank*

**SAN FERNANDO CITY COUNCIL
MINUTES**

**MAY 18, 2015 – 4:00 P.M.
SPECIAL MEETING**

City Hall Community Room
117 Macneil Street
San Fernando, CA 91340

CALL TO ORDER/ROLL CALL

Mayor Joel Fajardo called the meeting to order at 4:00 p.m.

Present:

Council: Mayor Joel Fajardo, Vice Mayor Sylvia Ballin, and Councilmembers Robert C. Gonzales, Antonio Lopez, and Jaime Soto (arrived at 4:20 p.m.)

Staff: City Manager Brian Saeki, Assistant City Attorney Richard Padilla and City Clerk Elena G. Chávez

PLEDGE OF ALLEGIANCE

Led by Mayor Fajardo

APPROVAL OF AGENDA

City Manager Saeki reported that Closed Session Item B was pulled from the agenda and that Item A would be discussed prior to the Budget Study Session.

Motion by Councilmember Lopez, seconded by Councilmember Gonzales, to approve the agenda as amended. By consensus, the motion carried.

PUBLIC STATEMENTS – WRITTEN/ORAL

None

RECESS TO CLOSED SESSION (4:01 P.M.)

By consensus, Councilmembers recessed to the following Closed Session as announced by Assistant City Attorney Padilla:

**SAN FERNANDO CITY COUNCIL
SPECIAL MEETING MINUTES – May 18, 2015**

Page 2

A) CONFERENCE WITH LABOR NEGOTIATOR

G.C. §54957.6

Designated City Negotiator: City Manager Brian Saeki

Employees and Employee Bargaining Units that are the Subject of Negotiation:

San Fernando Management Group (SEIU, Local 721)

San Fernando Public Employees' Association (SEIU, Local 721)

San Fernando Police Officers Association

San Fernando Police Officers Association Police Management Unit

San Fernando Police Civilian Association (SEIU, Local 721)

San Fernando Part-time Employees' Bargaining Unit (SEIU, Local 721)

All Unrepresented Employees

**B) CONFERENCE WITH LEGAL COUNSEL TO DISCUSS MATTER OF EXISTING
LITIGATION**

G.C. 54956.9(d)(1)

Name of Case: Nicolas Garcia v. City of San Fernando

WCAB Case No.: ADJ8774710

Claim No.: 20100007SFE

This item was pulled under Approval of Agenda.

RECONVENE/REPORT OUT FROM CLOSED SESSION

Assistant City Attorney Padilla reported that the City Council was provided an update regarding Item A but no final action was taken.

STUDY SESSION

1) FISCAL YEAR 2015-2016 BUDGET STUDY SESSION

City Manager Saeki presented the staff report and department representatives each gave brief presentations.

Discussion ensued and staff replied to various questions from Councilmembers.

Items discussed included: proposed budget enhancements (i.e., \$50,000 for High-Speed Rail outreach); inclusion of organizational charts in the budget book; priorities and accomplishments; budget versus actual, and consideration to provide small budgets for the City Commissions.

In response to the discussion regarding personnel, City Manager Saeki reported that all departments have stated that they are in need of personnel and he said a salary survey will be done soon that will help shed some light (staff could report back regarding a list of suggested changes to include in the next fiscal year).

**SAN FERNANDO CITY COUNCIL
SPECIAL MEETING MINUTES – May 18, 2015**

Page 3

Mayor Fajardo agreed with Vice Mayor Ballin's comments regarding keeping the Mayor position as one to be rotated by Councilmembers and not voted on by the constituents. He inquired about past priorities that have not been addressed and said we need to make certain there's enough in the budget for on-going capital improvements (along with a "priority" list and timeline for the improvements).

City Manager Saeki reminded Councilmembers that the budget is not set in concrete; if, at any time during the year, something comes up and we need to make an appropriation, we can make necessary adjustments.

ADJOURNMENT (5:41 P.M.)

Motion by Councilmember Lopez, seconded by Councilmember Gonzales, to adjourn. By consensus, the meeting was adjourned.

I do hereby certify that the foregoing is a true and correct copy of the minutes of May 18, 2015 meeting as approved by the San Fernando City Council.

*Elena G. Chávez
City Clerk*

*This Page
Intentionally
Left Blank*

1b

*This Page
Intentionally
Left Blank*

**SAN FERNANDO CITY COUNCIL
MINUTES**

**MAY 18, 2015 – 6:00 P.M.
REGULAR MEETING**

City Hall Council Chambers
117 Macneil Street
San Fernando, CA 91340

CALL TO ORDER/ROLL CALL

Mayor Joel Fajardo called the meeting to order at 6:03 p.m.

Present:

Council: Mayor Joel Fajardo, Vice Mayor Sylvia Ballin, and Councilmembers Robert C. Gonzales, Antonio Lopez, and Jaime Soto

Staff: City Manager Brian Saeki, Assistant City Attorney Richard Padilla, and City Clerk Elena G. Chávez

PLEDGE OF ALLEGIANCE

Police Explorer Alberto Barragan

APPROVAL OF AGENDA

Motion by Councilmember Lopez, seconded by Councilmember Gonzales, to approve the agenda. By consensus, the motion carried.

PRESENTATIONS

The following presentation was made:

- a) NATIONAL PUBLIC WORKS WEEK – MAY 17-23
Deputy City Manager/Public Works Director Chris Marcarello

PUBLIC STATEMENTS – WRITTEN/ORAL

LAFD Battalion Chief Jack Wise was hoping to introduce the new captain but had an emergency call. Chief Wise briefly talked about the brush clearance program.

SAN FERNANDO CITY COUNCIL**MINUTES – May 18, 2015****Page 2**

John Blue thanked the San Fernando Police Department regarding the professional handling of a recent complaint.

CONSENT CALENDAR

Mayor Fajardo pulled Item No. 1, and Vice Mayor Ballin pulled Item No.s 4 and 6 for further discussion.

Motion by Vice Mayor Ballin, seconded by Councilmember Gonzales, to approve the remaining Consent Calendar Items:

- 2) CONSIDERATION TO ADOPT RESOLUTION NO. 15-052 APPROVING THE WARRANT REGISTER
- 3) FISCAL YEAR (FY) 2015-2016 LANDSCAPING AND LIGHTING ASSESSMENT DISTRICT (LLAD) – APPROVAL OF ENGINEER’S REPORT AND SETTING DATE FOR THE PUBLIC HEARING
- 5) CONSIDERATION TO APPROVE A CONTRACT EXTENSION WITH FIRST TRANSIT, INC.
- 7) CONSIDERATION TO APPROVE CITY COUNCIL POLICIES REGARDING CITY COUNCIL CONTACT AND CITY ATTORNEY SERVICES

By consensus, the motion carried.

Items Removed for Further Discussion

- 1) REQUEST TO APPROVE MINUTES OF FEBRUARY 2, 2015 – REGULAR MEETING

Mayor Fajardo said that the meeting adjourned in memory of Michelle Vash Payne and would like the minutes to reflect her nickname “Yasmine”.

Motion by Mayor Fajardo, seconded by Vice Mayor Ballin, to approve the minutes with the change. By consensus, the motion carried.

- 4) CONSIDERATION TO IMPLEMENT PHASE II OF THE WATER CONSERVATION ORDINANCE

Deputy City Manager/Public Works Director Chris Marcarello presented the staff report and replied to questions from Councilmembers.

Motion by Vice Mayor Ballin, seconded by Councilmember Soto, to:

- a. Adopt Resolution 7674, declaring a water shortage condition and implementing Phase II of the City’s Water Conservation Ordinance; and

SAN FERNANDO CITY COUNCIL**MINUTES – May 18, 2015****Page 3**

- b. Approve the Guidelines for Residential Parkway Landscaping to encourage reduced water usage in parkway locations throughout the City.

By consensus, the motion carried.

6) **PROPOSITION A RECREATIONAL AND SPECIAL EVENT TRANSPORTATION PROGRAM UPDATE**

Director of Recreation and Community Services Ismael Aguila presented the staff report and replied to questions from Councilmembers.

Discussion ensued regarding: the procedure for requesting buses and the cost range; who utilizes the buses; how to better advertise (in order to reach wider audiences and more schools); bus accommodations for the special needs community; raising the standards and quality of the buses provided to San Fernando; services and satisfaction of the vendors used (possibly contracting with a specific vendor); and maybe having the Education Commission handle bus requests.

By consensus, the City Council agreed that the Ad Hoc Committee on City Commissions is to look into these comments/concerns and report back with their findings and recommendations.

7) **CONSIDERATION TO APPROVE CITY COUNCIL POLICIES REGARDING CITY COUNCIL CONTACT AND CITY ATTORNEY SERVICES**

Motion by Vice Mayor Ballin, seconded by Councilmember Soto, to reconsider the approval of Consent Calendar Item No. 7 to allow City Manager Saeki to review the grammatical edits and proposed changes to both policies.

Motion by Vice Mayor Ballin, seconded by Councilmember Soto, to approve the policies as presented by staff. By consensus, the motion carried.

ADMINISTRATIVE REPORTS

8) **APPOINTMENT TO THE PLANNING AND PRESERVATION COMMISSION**

Motion by Councilmember Gonzales, seconded by Vice Mayor Ballin, to appoint Theale “Stormy” E. Haupt to the Planning and Preservation Commission as Councilmember Gonzales’ representative. By consensus, the motion carried.

9) **APPOINTMENT TO THE EDUCATION COMMISSION**

Motion by Councilmember Soto, seconded by Vice Mayor Ballin, to appoint Angel Zobel-Rodriguez to the Education Commission as his representative. By consensus, the motion carried.

10) **DISCUSSION REGARDING THE CITY ARBORIST**

SAN FERNANDO CITY COUNCIL**MINUTES – May 18, 2015****Page 4**

At the request of Councilmember Soto, this item was tabled.

11) CALIFORNIA HIGH-SPEED RAIL PROJECT UPDATE

City Manager Saeki gave an update and Councilmembers expressed their concerns.

Discussion ensued and Vice Mayor Ballin asked whether the California High-Speed Rail (HSR) Authority will allow for public comments and input at their May 26th meeting in San Fernando and if all of the activities at Las Palmas Park will be cancelled on that day to facilitate parking.

Councilmember Soto suggested distributing HSR information at functions where people congregate or holding sever park functions and workshops to educate the people.

City Manager Saeki talked about the 100 feet of right-of-way required by the HSR Authority and the businesses and properties that may be affected such as Starbucks, the bike path, and the César Chávez Memorial.

By consensus, staff was directed to check with HSR Authority staff on *how* the meeting will be structured (i.e., will it be interactive and allow for community involvement?), possibly seek an expert that may assist San Fernando with our argument, and, in the meantime, to try to get as many people to attend the meeting as possible.

COMMITTEE/COMMISSION LIAISON UPDATES

Councilmember Lopez gave an update regarding a Metro meeting and Southern California Association of Governments workshop he attended that offered great networking opportunities.

Vice Mayor Ballin and Deputy City Manager/Public Works Director Marcarello gave updates regarding a recent Metropolitan Water District meeting and said there's another important meeting coming up on May 26th.

Mayor Fajardo gave an update regarding a HSR meeting that was held in Burbank and said the discussion included the Environmental Impact Report and the four proposed routes (including SR 14).

GENERAL COUNCIL COMMENTS

Councilmember Soto said that the High-Speed Rail will be a major battle and he wants to see more people informed; not just through water bills and the newspaper but by taking advantage of places where people congregate and distribute information.

Mayor Fajardo and Vice Mayor Ballin thanked staff for their hard work on the budget.

SAN FERNANDO CITY COUNCIL**MINUTES – May 18, 2015****Page 5****STAFF COMMUNICATION**

None

ADJOURNMENT (7:16 P.M.)

Motion by Councilmember Gonzales, seconded by Councilmember Soto, to adjourn the meeting.
By consensus, the motion carried.

I do hereby certify that the foregoing is a true and correct copy of the minutes of May 18, 2015, meeting as approved by the San Fernando City Council.

Elena G. Chávez
City Clerk

*This Page
Intentionally
Left Blank*

*This Page
Intentionally
Left Blank*



AGENDA REPORT

To: Mayor Joel Fajardo and Councilmembers

From: Brian Saeki, City Manager
By: Nick Kimball, Finance Director

Date: June 1, 2015

Subject: Consideration to Adopt Resolution No. 15-061 Approving the Warrant Register

RECOMMENDATION:

It is recommended that the City Council adopt Resolution No. 15-061 (Attachment "A") approving the Warrant Register.

BACKGROUND:

For each City Council meeting the Finance Department prepares a Warrant Register for Council approval. The Register includes all recommended payments for the City. Checks, other than handwritten checks, generally are not released until after the Council approves the Register. The exceptions are for early releases to avoid penalties and interest, excessive delays and in all other circumstances favorable to the City to do so. Handwritten checks are those payments required to be issued between Council meetings such as insurance premiums and tax deposits. Staff reviews requests for expenditures for budgetary approval and then prepares a Warrant Register for Council approval and or ratification. Items such as payroll withholding tax deposits do not require budget approval.

The Finance Director hereby certifies that all requests for expenditures have been signed by the department head, or designee, receiving the merchandise or services thereby stating that the items or services have been received and that the resulting expenditure is appropriate. The Finance Director hereby certifies that each warrant has been reviewed for completeness and that sufficient funds are available for payment of the warrant register.

ATTACHMENT:

A. Resolution No. 15-061

ATTACHMENT "A"**RESOLUTION NO. 15-061****RESOLUTION OF THE CITY COUNCIL OF THE CITY OF SAN FERNANDO ALLOWING AND APPROVING FOR PAYMENT DEMANDS PRESENTED ON DEMAND/ WARRANT REGISTER NO. 15-061****THE CITY COUNCIL OF THE CITY OF SAN FERNANDO DOES HEREBY RESOLVE, FIND, DETERMINE AND ORDER AS FOLLOWS:**

1. That the demands (EXHIBIT "A") as presented, having been duly audited, for completeness, are hereby allowed and approved for payment in the amounts as shown to designated payees and charged to the appropriate funds as indicated.
2. That the City Clerk shall certify to the adoption of this Resolution and deliver it to the City Treasurer.

PASSED, APPROVED, AND ADOPTED this 1st day of June, 2015.

Joel Fajardo, Mayor

ATTEST:

Elena G. Chávez, City Clerk

STATE OF CALIFORNIA)
COUNTY OF LOS ANGELES) ss
CITY OF SAN FERNANDO)

I HEREBY CERTIFY that the foregoing Resolution was approved and adopted at a regular meeting of the City Council held on the 1st day of June, 2015, by the following vote to wit:

AYES:

NOES:

ABSENT:

Elena G. Chávez, City Clerk

vchlist	Voucher List	Page:	2		
05/28/2015	2:07:52PM	CITY OF SAN FERNANDO			
<hr/>					
Bank code :	bank				
Voucher	Date	Vendor	Invoice PO # Description/Account Amount		
110046	6/1/2015	100805 COOPER HARDWARE INC.	(Continued)		
			95469	070-383-0301-4300 SICK OAK TREE TREATMENT - 600 ORC	30.20
			95491	001-346-0000-4310 WD-40, ORANGE PUMICE, NUTS & BOL	92.94
			95533	070-383-0301-4300 LAP LINK TO INSTALL SIGN	21.88
			95582	070-383-0000-4310 WASP/HORNET SPRAY	12.95
				001-390-0410-4300	4.34
				Total :	256.36
110047	6/1/2015	100886 LOS ANGELES DAILY NEWS	0010653054	PUBLICATION OF NON-COMPLAINECE 072-360-0000-4450	668.20
				Total :	668.20
110048	6/1/2015	101089 ESCOBAR, MARCO	051315-1	L P SENIOR PETTY CASH REIMB. 004-2380	156.31
			051315-2	L P SENIOR PETTY CASH REIMB. 004-2380	216.45
			051315-3	L P SENIOR PETTY CASH REIMB. 004-2380	631.98
			051815	L P SENIOR PETTY CASH REIMB. 004-2380	98.46
				Total :	1,103.20
110049	6/1/2015	101302 VERIZON	8181811075	CITY HALL PAGING 001-190-0000-4220	40.80
			8181811111	MUSIC CHANNEL 001-190-0000-4220	46.05
			8181811114	CITY YARD AUTO DIALER 070-384-0000-4220	44.79
			8181811126	RADIO REPEATER 001-222-0000-4220	45.49
			8181811136	RADIO REPEATER 001-222-0000-4220	45.49
			8181973210	PD MAJOR PHONE LINES	

vchlist

05/28/2015

2:07:52PM

Voucher List
CITY OF SAN FERNANDO

Page: 3

Bank code : bank

Voucher	Date	Vendor	Invoice	PO #	Description/Account	Amount
110049	6/1/2015	101302 VERIZON	(Continued)			
			8181973211		001-222-0000-4220 PHONE BILL	2,633.30
			8181990351		001-190-0000-4220 PAC 50 TO SHERRIFFS	2,394.48
			8183610901		001-222-0000-4220 SEWER FLOW MONITOR	514.08
			8183612385		072-360-0000-4220 MTA PHONE LINE	52.92
					007-440-0441-4220	104.71
			8183612472		001-190-0000-4220 PW PHONE LINES	51.58
			8183613958		070-384-0000-4220 CNG STATION	154.46
					001-320-3661-4220	46.94
			8183617825		HERRITAGE PARK IRRIGATION	
					001-420-0000-4220	52.09
			8188315002		PD SPECIAL PROBLEMS	
					001-222-0000-4220	47.10
			8188377174		PD SPECIAL PROBLEMS	
					001-222-0000-4220	20.86
			8188381841		ENGINEERING FAX MODEM	
					001-310-0000-4220	26.68
			8188981293		CITY YARD MAJOR PHONE LINES	680.28
					070-384-0000-4220	
			8188987373		PD EMERGENCY	
					001-222-0000-4220	126.98
			8188987385		LP FAX LINE	
					001-420-0000-4220	27.35
					Total :	7,156.43
110050	6/1/2015	101376 GRAINGER, INC.	9729422023		RADIO HOLDER REPAIR	
					001-390-0410-4300	8.72
			9729570706		EXTRA FASTENRS FOR PK3325	
					001-390-0410-4300	24.83
			9729684119		REPL LIGHTS & GROMMET KIT FOR RE	
					001-390-0410-4300	120.71

Page: 3

vchlist

05/28/2015

2:07:52PM

Voucher List
CITY OF SAN FERNANDO

Page: 4

Bank code : bank

Voucher	Date	Vendor	Invoice	PO #	Description/Account	Amount
110050	6/1/2015	101376 GRAINGER, INC.	(Continued)			
			9731536273		BLADE FOR SCAG MOWER	
					001-390-0410-4320	94.84
			9734142103		SAFETY GEAR	
					001-320-0000-4310	95.32
			9736567240		INTAKE & DISCHARGE VALVES FOR CM	
					001-320-3661-4400	559.38
					Total :	903.80
110051	6/1/2015	101511 HINDERLITER DE LLAMAS & ASSOC.	0023764-IN		AUDIT SERVICES - TRANS TAX 4TH QU	
					001-3210-3201	203.52
					Total :	203.52
110052	6/1/2015	101528 THE HOME DEPOT CRC, ACCT#603532202490	1032457		DRAIN AUGER & SMALL TOOLS	
					001-390-0410-4340	630.16
			2024505		GLASS FROST	
					001-390-0460-4300	12.35
			2580640		REPL BACK RESTROOM LOCK @ 120 M	
					001-390-0450-4300	51.21
			270044		SCREWS, WASHERS, FLASHLIGHTS, U	
					070-383-0301-4300	170.40
			5033051		PW WEEK DEMO CONCRETE	
					001-311-0000-4600	16.56
			5280681		PW WEEK CNOPIES, CAUTION TAPE &	
					001-311-0000-4300	274.41
			94710		MECHANIC AREA MAINT @ 120 MACNE	
					001-390-0450-4300	90.20
			9571232		240-VOLT PLUG	
					001-390-0450-4300	19.69
					Total :	1,264.98
110053	6/1/2015	101599 IMAGE 2000 CORPORATION	VN449888		VARIOUS COPIERS CONTRACT USAGE	
					001-420-0000-4260	34.81
					072-360-0000-4450	29.78
					001-190-0000-4320	151.49
					103-420-0000-4260	82.30
					104-420-0000-4260	82.29

Page: 4

vchlist
05/28/2015 2:07:52PM

Voucher List
CITY OF SAN FERNANDO

Page: 5

Bank code :		bank				
Voucher	Date	Vendor	Invoice	PO #	Description/Account	Amount
110053	6/1/2015	101599 IMAGE 2000 CORPORATION	(Continued)			
			VN451898		001-190-0000-4320 TONER SHIPPING CHARGE	400.25
			VN453486		001-190-0000-4300 FREIGHT CHARGE FOR TONER	13.00
					001-420-0000-4260	13.00
					Total :	806.92
110054	6/1/2015	101605 INDEPENDENT CITIES ASSOCIATION	TRAVEL		2015 INDEPENDENT CITIES ASSOC. SL 001-1230	650.00
					Total :	650.00
110055	6/1/2015	101605 INDEPENDENT CITIES ASSOCIATION	TRAVEL		2015 INDEPENDENT CITIES ASSOC. SL 001-1230	650.00
					Total :	650.00
110056	6/1/2015	101607 ICE MACHINE SALES & SERVICE CO	0164713-IN		PREV MAINT & WATER FILTER REPLAC 001-390-0450-4330	268.24
					Total :	268.24
110057	6/1/2015	101647 INTERSTATE BATTERY	30062776		BATTERY FOR FLEET 001-1215	209.09
					Total :	209.09
110058	6/1/2015	101666 DE LAGE LANDEN FINANCIAL SERVS	45518148		MAY 2015 LEASE PAYMENT - VARIOUS 001-190-0000-4320 001-420-0000-4260 103-420-0000-4260 104-420-0000-4260 070-381-0000-4290	443.64 405.44 101.36 101.36 146.70
					Total :	1,198.50
110059	6/1/2015	101768 KIMBALL-MIDWEST	4220381		MISC SUPPLIES 001-1215 001-390-0470-4300	166.40 92.15
					Total :	258.55
110060	6/1/2015	101772 KING'S BRAKE AND PIONEER TIRE	005078		REBUILD TOP ENGINE - PD3031	

Page:

vchlist
05/28/2015 2:07:52PM

Voucher List
CITY OF SAN FERNANDO

Page: 6

Bank code : bank						
Voucher	Date	Vendor	Invoice	PO #	Description/Account	Amount
110060	6/1/2015	101772 KING'S BRAKE AND PIONEER TIRE	(Continued)		001-320-0225-4400	2,128.40
			005219		PATCH TIRE ON SPLIT RIM - WA8196	85.00
					001-320-0000-4400	
					Total :	2,213.40
110061	6/1/2015	101848 LANGUAGE LINE SERVICES	3581702		TRANSLATION SERVICES	
					001-222-0000-4260	6.58
					Total :	6.58
110062	6/1/2015	101852 LARRY & JOE'S PLUMBING	2639033-0001-02		DRAIN OPENER	
					001-390-0460-4300	8.67
					Total :	8.67
110063	6/1/2015	101957 CITY OF LOS ANGELES	38SF150000013		FIRE SERVICES - JUNE 2015	
					001-500-0000-4260	386,597.23
					001-2000	62,853.90
					Total :	449,451.13
110064	6/1/2015	101974 LOS ANGELES COUNTY	APRIL 2015		DEPT OF ANIMAL CARE & CONTROL FI	
					001-190-0000-4260	4,349.35
					Total :	4,349.35
110065	6/1/2015	101990 L.A. COUNTY METROPOLITAN	800060737		TAP CARDS - MARCH 2015	
					007-440-0441-4260	1,708.00
			800060883		TAP CARDS - APRIL 2015	
					007-440-0441-4260	1,692.00
					Total :	3,400.00
110066	6/1/2015	102003 LOS ANGELES COUNTY	RE-PW-15050707615	11133	INDUSTRIAL WASTE PROGRAM	
					072-360-0000-4450	13,456.10
					Total :	13,456.10
110067	6/1/2015	102007 L.A. COUNTY SHERIFFS DEPT.	154240ST		INMATE MEAL SERVICE - APRIL 2015	
					001-225-0000-4350	1,081.00
					Total :	1,081.00
110068	6/1/2015	102106 MARTIN & CHAPMAN CO.	2015159		MARCH 3, 2015 GENERAL MUNICIPAL	

Page:

vchlist 05/28/2015 2:07:52PM		Voucher List CITY OF SAN FERNANDO				Page: 7
Bank code :		bank				
Voucher	Date	Vendor	Invoice	PO #	Description/Account	Amount
110068	6/1/2015	102106 MARTIN & CHAPMAN CO.	(Continued)		001-116-0000-4260	47,265.71
					Total :	47,265.71
110069	6/1/2015	102226 MISSION LINEN & UNIFORM	500083672		LAUNDRY	
			500108771		001-225-0000-4350	102.67
			500127754		LAUNDRY	84.74
			500154435		001-225-0000-4350	111.07
					LAUNDRY	92.01
					001-225-0000-4350	Total :
						390.49
110070	6/1/2015	102387 K.R. NIDA CORPORATION	27478		HANDHELD RADIO REPAIR	
					001-311-0000-4300	95.00
					Total :	95.00
110071	6/1/2015	102432 OFFICE DEPOT	1785484649		CERTIFICATE HOLDERS	
			1786409367		001-101-0000-4300	18.93
			766824363001		POST ITS, PENS, ETC	69.59
			767281443001		001-222-0000-4300	-42.69
			767888145001		RETURNED ITEMS	31.73
			768361244001		001-222-0000-4300	104.40
					BINDERS	20.07
					001-222-0000-4300	23.80
					EXT CORD, TONER, CORRECTION TA	26.85
					001-222-0000-4300	
					CERTIFICATE HOLDERS	
					001-101-0000-4300	91.34
					001-105-0000-4300	14.01
					001-310-0000-4300	
					STAPLE GUN, STAPLES, MAGNETS, INI	
					001-370-0000-4300	
					BOOKENDS	
					001-222-0000-4300	
					"COPY" STAMP & PAPER	

Page: 7

vchlist 05/28/2015 2:07:52PM		Voucher List CITY OF SAN FERNANDO				Page: 8
Bank code :		bank				
Voucher	Date	Vendor	Invoice	PO #	Description/Account	Amount
110071	6/1/2015	102432 OFFICE DEPOT	(Continued)		001-222-0000-4300	296.11
			768917983001		TONER - IT DEPT PRINTER	164.59
			769288411001		001-190-0000-4300	145.78
			769288600001		COPY PAPER, ETC	3.16
			769642426001		001-222-0000-4300	98.62
					PENCIL HOLDER	Total :
					001-222-0000-4300	1,066.29
110072	6/1/2015	102506 PANTOJA, DANITZA	JAN 2015		COMMISSIONER'S REIMBURSEMENT	
			MAY 2015		001-420-0000-4111	50.00
					COMMISSIONER'S REIMBURSEMENT	50.00
					001-420-0000-4111	Total :
						100.00
110073	6/1/2015	102530 AT & T	818-270-2203		ISDN LINE/LASN NETWORK	
					001-222-0000-4220	106.86
					Total :	106.86
110074	6/1/2015	102623 PIONEER FIRE PROTECTION, INC.	323062		FIRE DEMO CLASS (TRAINING)	
					001-320-0000-4360	80.00
					Total :	80.00
110075	6/1/2015	102648 PONCE, VICTOR	MAY 2015		COMMISSIONER'S REIMBURSEMENT	
					001-105-0000-4111	50.00
					Total :	50.00
110076	6/1/2015	102779 RAMIREZ, THOMAS	MAY 2015		KARATE INSTRUCTOR	
					017-420-1326-4260	600.00
					Total :	600.00
110077	6/1/2015	102818 RELIABLE FENCE CO., INC.	1026	11208	FENCING AT REC PARK BACK PATIO A	
					019-423-0201-4600	9,400.00
					Total :	9,400.00

Page: 8

vchlist
05/28/2015 2:07:52PM

Voucher List
CITY OF SAN FERNANDO

Page: 9

Bank code : bank

Voucher	Date	Vendor	Invoice	PO #	Description/Account	Amount
110078	6/1/2015	102929 ROYAL PAPER CORPORATION	4519508		JANITORIAL SUPPLIES	
					001-390-0222-4300	89.25
					001-390-0310-4300	250.76
					001-390-0410-4300	215.00
					001-390-0450-4300	89.26
					001-390-0460-4300	156.56
					001-390-0470-4300	301.15
					001-390-0480-4300	46.55
					001-390-7500-4300	301.15
					Total :	1,449.68
110079	6/1/2015	103010 SAM'S CLUB DIRECT, #0402465855179	2688		SENIOR MEAL'S REFRESHMENTS FOR	
			9227		004-2346	109.54
					BREAKROOM SUPPLIES	
					001-222-0000-4300	158.77
					Total :	268.31
110080	6/1/2015	103029 SAN FERNANDO, CITY OF	15642-15724		REIMBURSEMENT TO WORKERS COM	
					006-1035	26,573.81
					Total :	26,573.81
110081	6/1/2015	103057 SAN FERNANDO VALLEY SUN	9262		PUBLICATION OF ORD 1641	
					001-115-0000-4230	209.38
					Total :	209.38
110082	6/1/2015	103090 SUSAN SAXE-CLIFFORD, PH.D.	15-0506-4		PSYCH EXAM	
					001-222-0000-4260	450.00
					Total :	450.00
110083	6/1/2015	103184 SMART & FINAL	152272		SNACKS FOR TABLETOP	
			154063		001-424-0000-4300	44.91
					SENIOR EXPO SUPPLIES	
					001-422-0000-4300	186.05
					115-422-3750-4300	146.70
			188133		MOCHA MIX	
					001-222-0000-4300	14.76
			190141		OFFICE SUPPLIES	

Page: 9

vchlist
05/28/2015 2:07:52PM

Voucher List
CITY OF SAN FERNANDO

Page: 10

Bank code : bank

Voucher	Date	Vendor	Invoice	PO #	Description/Account	Amount
110083	6/1/2015	103184 SMART & FINAL	(Continued)			
					072-360-0000-4300	89.73
					070-381-0000-4300	89.72
					Total :	571.87
110084	6/1/2015	103196 SOUTH COAST AIR QUALITY	2835758		AQMD PERMIT JULY 2014-JUNE 2015	
					001-320-0000-4450	120.84
					Total :	120.84
110085	6/1/2015	103202 SOUTHERN CALIFORNIA EDISON CO.	2-00-990-4764		ELECTRIC - LOT 3,5 & 8	
			2-01-013-4674		029-335-0000-4210	1.38
			2-01-202-1895		ELECTRIC - 1010 TRUMAN LOT 4	0.60
			2-01-202-2836		029-335-0000-4210	
					ELECTRIC - PICO ST	0.49
					027-344-0000-4210	
			2-01-202-2844		ELECTRIC - SAN FERNANDO OWNED	27.63
					027-344-0000-4210	
			2-01-578-4580		ELECTRIC - GLENOAKS/GRISWOLD; 81	122.39
			2-02-542-8798		027-344-0000-4210	
					ELECTRIC - 117 MACNEIL	16.10
					001-390-0310-4210	
					ELECTRIC - VARIOUS LOCATIONS	109.92
					001-371-0000-4210	1,601.11
			2-02-542-9051		029-335-0000-4210	
					ELECTRIC - TRAFFIC SIGNALS	13.47
			2-02-682-3781		001-371-0000-4210	
					ELECTRIC - 60 JESSIE & 573 GLENOAK	1.42
			2-02-682-6099		070-384-0000-4210	
					ELECTRIC - TRUMAN/KITTRIDGE	0.20
			2-02-682-6982		001-341-0000-4210	
					ELECTRIC - 910 FIRST	4,551.00
			2-02-682-7303		001-222-0000-4210	
					ELECTRIC - 120 MACNEIL	4.23
					070-381-0000-4210	4.22
			2-02-682-7675		072-360-0000-4210	
					ELECTRIC - VARIOUS LOCATIONS	4,038.61
					001-420-0000-4210	

Page: 10

vchlist

05/28/2015

2:07:52PM

Voucher List
CITY OF SAN FERNANDO

Page: 11

Bank code : bank

Voucher	Date	Vendor	Invoice	PO #	Description/Account	Amount
110085	6/1/2015	103202 SOUTHERN CALIFORNIA EDISON CO.	(Continued)			
			2-02-682-7675		ELECTRIC - 505 S HUNTINGTON	
					001-420-0000-4210	53.05
			2-09-695-4938		ELECTRIC - 1ST/MACNEIL	
					029-335-0000-4210	0.51
			2-10-977-8985		ELECTRIC - LP PARK	
					001-420-0000-4210	11.05
			2-10-977-9207		ELECTRIC - 900 1/2 1ST; 2040 1/2 1ST;	
					001-390-0470-4210	0.53
			2-15-631-7257		ELECTRIC - BRAND/3RD & 1202 PICO	
					001-371-0000-4210	0.82
			2-21-082-3241		ELECTRIC - VARIOUS LOCATIONS	
					029-335-0000-4210	186.03
					001-371-0000-4210	146.97
					001-341-0000-4210	27.46
					070-384-0000-4210	81.57
					072-360-0000-4210	1,007.40
					001-390-0000-4210	1,945.79
					027-344-0000-4210	404.41
					001-420-0000-4210	1,520.90
					001-390-0450-4210	30.22
			2-21-082-3241		ELECTRIC - VARIOUS LOCATIONS	
					027-344-0000-4210	18,711.36
					001-420-0000-4210	24.24
			2-23-785-7941		ELECTRIC - 858 HARDING	
					027-344-0000-4210	2.59
			2-24-426-7761		ELECTRIC - 200 HUBBARD	
					001-371-0000-4210	0.37
			2-29-448-1197		ELECTRIC - 120 N MACNEIL	
					001-320-3661-4210	11.55
			2-29-583-9823		ELECTRIC - 2025 4TH	
					001-420-0000-4210	1.93
			2-29-831-3149		ELECTRIC - 1101 SEVENTH	
					027-344-0000-4210	0.40
			2-29-831-3271		ELECTRIC - 1103 EIGHTH	
					027-344-0000-4210	0.40
			2-29-996-0153		ELECTRIC - 501 FIRST	

Page: 11

vchlist

05/28/2015

2:07:52PM

Voucher List
CITY OF SAN FERNANDO

Page: 12

Bank code : bank

Voucher	Date	Vendor	Invoice	PO #	Description/Account	Amount
110085	6/1/2015	103202 SOUTHERN CALIFORNIA EDISON CO.	(Continued)			
					070-381-0000-4210	2.03
					072-360-0000-4210	2.03
			2-33-746-5215		ELECTRIC - 190 PARK	
					027-344-0000-4210	572.92
			2-35-772-2859		ELECTRIC - 551 KALISHER	
					001-420-0000-4210	0.22
					Total :	35,239.52
110086	6/1/2015	103205 THE GAS COMPANY	04232069007		GAS - 910 FIRST	
					001-222-0000-4210	135.79
			09062064002		GAS - 120 MACNEIL	
					070-381-0000-4210	8.77
					072-360-0000-4210	8.77
					001-390-0450-4210	17.54
					Total :	170.87
110087	6/1/2015	103206 SOUTHERN CALIFORNIA GAS CO.	176-827-9753-9		NATURAL GAS FOR CNG STATION	
					001-320-3661-4402	3,039.94
					Total :	3,039.94
110088	6/1/2015	103444 ULTRA GREENS, INC	55153		COMPOST	
					001-341-0000-4310	43.60
			55220		COMPOST	
					001-341-0000-4310	43.60
			55230		COMPOST	
					001-341-0000-4310	43.60
					Total :	130.80
110089	6/1/2015	103463 U.S. POSTMASTER	DEMAND		PRESORTED FIRST CLASS POSTAGE -	
					070-382-0000-4300	625.37
					072-360-0000-4300	625.37
					Total :	1,250.74
110090	6/1/2015	103503 UNITED STATES POSTAL SERVICE	15122187		REIMBURSEMENT OF POSTAGE MACH	
					001-190-0000-4280	1,500.00
					Total :	1,500.00

Page: 12

vchlist 05/28/2015 2:07:52PM		Voucher List CITY OF SAN FERNANDO				Page: 13
Bank code :		bank				
Voucher	Date	Vendor	Invoice	PO #	Description/Account	Amount
110091	6/1/2015	103534 VALLEY LOCKSMITH	2646		REPLACE FRONT DOOR DUE TO VAND 070-384-0000-4330	935.14 935.14
110092	6/1/2015	103603 VULCAN MATERIALS COMPANY	70760857		COLD MIX 001-311-0000-4300	1,381.03 1,381.03
110093	6/1/2015	103816 CHAVEZ, ELENA	TRAVEL		TECHNICAL TRAINING FOR CLERKS (S 001-115-0000-4360	129.30 129.30
110094	6/1/2015	103856 FLAGS USA INC.	60075		US FLAGS 001-311-0000-4300	369.35 369.35
110095	6/1/2015	103903 TIME WARNER CABLE	8448200540010369 8448200540196309 844820540028882		CABLE - 05/18/15-06/17/15 001-222-0000-4260 INTERNET SERVICES - 05/23/15 - 06/22 001-190-0000-4220 LP PARK CABLE - 05/13/15-06/12-15 001-420-0000-4260	187.88 1,100.00 191.13 1,479.01
110096	6/1/2015	887296 ROBLEDO, OLIVIA	MAY 2015		COMMISSIONER'S REIMBURSEMENT 001-105-0000-4111	50.00 50.00
110097	6/1/2015	887422 NORTHERN SAFETY CO., INC.	90140561		SAFETY SUPPLIES 001-390-0000-4310	251.19 251.19
110098	6/1/2015	887441 EWING IRRIGATION	9619394		RUDY ORTEGA PARK IRRIGATION 001-390-7500-4300	450.82 450.82
110099	6/1/2015	887568 TRANS TECH	150510		TRANSMISSION REPAIR - PW2073 001-320-0371-4400	284.68
						Page: 13

vchlist 05/28/2015 2:07:52PM		Voucher List CITY OF SAN FERNANDO				Page: 14
Bank code :		bank				
Voucher	Date	Vendor	Invoice	PO #	Description/Account	Amount
110099	6/1/2015	887568 887568 TRANS TECH	(Continued)			284.68
110100	6/1/2015	887952 J. Z. LAWNMOWER SHOP	10743		EQUIP MAINTENANCE 001-341-0000-4310	127.02 127.02
110101	6/1/2015	888076 TRUJILLO GRADING & PAVING CO.	61980		NEW WATER SRV TRENCH REPAIR-HU 070-383-0000-4600	1,000.00 1,000.00
110102	6/1/2015	888241 UNITED SITE SERVICES OF CA INC	114-2910075 114-2922789		PORTABLE TOILET RENTAL @ 501 FIR 001-390-0450-4260 PORTABLE TOILET RENTAL @ LAYNE F 001-390-0410-4260	550.04 379.22 929.26
110103	6/1/2015	888254 MCCALLA COMPANY	8472		GLOVES & WYPALL 001-222-0000-4300	840.72 840.72
110104	6/1/2015	888264 MISSION VALLEY SANITATION	121883		PORTABLE TOILET RENTAL @ 12900 D 070-384-0000-4260	136.96 136.96
110105	6/1/2015	888290 CAAIR RESOURCES BOARD	P-31440715		AQMD PERMIT 001-320-0000-4450	1,935.00 1,935.00
110106	6/1/2015	888311 MAUREEN KANE & ASSOCIATES, INC	TRAVEL		TECHNICAL TRAINING FOR CLERKS (S 001-115-0000-4360	1,550.00 1,550.00
110107	6/1/2015	888356 ADVANCED AUTO REPAIR BODY &	1254 1256		REPLACE BOTH CONTROL ARMS - PD 001-320-0228-4400 REPLACE COOLING FAN & MODULE - F 001-320-0225-4400	292.35 285.06 577.41
						Page: 14

vchlist 05/28/2015 2:07:52PM		Voucher List CITY OF SAN FERNANDO				Page: 15
Bank code :		bank				
Voucher	Date	Vendor	Invoice	PO #	Description/Account	Amount
110108	6/1/2015	888390 WEST COAST ARBORISTS, INC.	105370	11136	FY 2015 ANNUAL TREE TRIMMING CON	
			105632	11136	001-346-0000-4260	17,770.00
					FY 2015 ANNUAL TREE TRIMMING CON	
					001-346-0000-4260	6,372.00
					Total :	24,142.00
110109	6/1/2015	888442 WESTERN EXTERMINATOR COMPANY	3135729		PEST CONTROL @ REC PARK	
			3135730		001-390-0410-4260	72.50
			3139314		PEST CONTROL @ RUDY ORTEGA PAF	51.00
			3149525		001-390-7500-4260	50.00
					PEST CONTROL @ LP PARK	
					001-390-0460-4260	50.00
					PEST CONTROL @ CITY HALL	
					001-390-0310-4260	79.50
					Total :	253.00
110110	6/1/2015	888455 LA PAZ MEXICAN RESTAURANT	061415		SENIOR BRUNCH ON 06/14/15	
					004-2384	1,600.00
					Total :	1,600.00
110111	6/1/2015	888468 MAJOR METROPOLITAN SECURITY	1071177		ALARM MONITORING @ 501 1ST TRAIL	
			1071178		001-390-0450-4260	15.00
			1071179		ALARM MONITORING @ 501 1ST MAIN	15.00
			1071180		001-390-0450-4260	15.00
			1071181		ALARM MONITORING @ PIONEER PAR	15.00
			1071182		001-390-0410-4260	15.00
			1071183		ALARM MONITORING @ REC PARK	15.00
			1071184		001-390-0410-4260	15.00
			1071185		ALARM MONITORING @ PW OPS CENT	15.00
					070-381-0450-4260	15.00
					ALARM MONITORING @ CITY HALL	15.00
					001-390-0310-4260	15.00
					ALARM MONITORING @ LOPEZ ADOBE	15.00
					001-390-0410-4260	15.00
					ALARM MONITORING @ LP PARK	15.00
					001-390-0460-4260	15.00
					ALARM MONITORING @ ROCK HOUSE	

Page: 15

vchlist 05/28/2015 2:07:52PM		Voucher List CITY OF SAN FERNANDO				Page: 16
Bank code :		bank				
Voucher	Date	Vendor	Invoice	PO #	Description/Account	Amount
110111	6/1/2015	888468 MAJOR METROPOLITAN SECURITY	(Continued)		001-390-0410-4260	15.00
			1071186		ALARM MONITORING @ LP PARK GAR	15.00
			1071187		001-390-0460-4260	15.00
			1071188		ALARM MONITORING @ REC PARK GA	15.00
			1071189		001-390-0410-4260	23.00
			1071190		ALARM MONITORING @ WELL 2A	23.00
					070-384-0000-4260	23.00
					ALARM MONITORING @ WELL 3A	23.00
					070-384-0000-4260	23.00
					ALARM MONITORING @ WELL 7A	23.00
					070-384-0000-4260	23.00
					Total :	234.00
110112	6/1/2015	888646 HD SUPPLY WATER WORKS, LTD	D853417		1" SPADE BIT	
			D877233		070-383-0301-4300	209.54
					ANGLE KEY VALVE & BRONZE SADDLE	522.54
					070-383-0301-4300	732.08
					Total :	732.08
110113	6/1/2015	888762 COMMAND CONCRETE CUTTING	12008		FLAT SAW CUT HUNTINGTON & HOLLI	
					070-383-0000-4260	700.00
					Total :	700.00
110114	6/1/2015	888800 BUSINESS CARD	050115		ILGIA SYMPOSIUM	
			050515		001-224-0000-4360	200.00
			050615		PROTECTION AGAINST 415 SUBJECT	138.12
			050615		001-222-0000-4300	136.75
			050715		BACKGROUND INVESTIGATION - CAR I	45.63
			050715		001-225-0000-4370	44.22
			050715		DINNER FOR SPECIAL CITY COUNCIL I	204.88
			050715		001-101-0000-4300	
			050715		BUSINESS CARDS	
			050715		001-105-0000-4300	
			050715		ILGIA TRAINING ON 05/07/15 TO 05/08/1	
			050715		001-224-0000-4360	
			050715		BACKGROUND INVESTIGATION - LODI	

Page: 16

vchlist
05/28/2015 2:07:52PM

Voucher List
CITY OF SAN FERNANDO

Page: 17

Bank code : bank

Voucher	Date	Vendor	Invoice	PO #	Description/Account	Amount
110114	6/1/2015	888800 BUSINESS CARD	(Continued)			
			050815		001-225-0000-4370 COMPUTER CABLE	187.50
					001-102-0000-4300	26.92
					001-190-0000-4300	16.57
			050815		13TH ANNUAL PARK SUMMIT REGISTR	
					001-422-0000-4360	176.00
			051215		CITY WEBSITE WEB HOSTING - MAY 20	
					001-190-0000-4260	169.00
			051315		ICSC MEMBERSHIP	
					001-105-0000-4380	100.00
			051315		ICSC CONFERENCE - AIRFARE	
					001-105-0000-4380	270.02
					001-310-0000-4270	270.02
			051315-2		ICSC MEMBERSHIP	
					001-310-0000-4270	50.00
			051315-3		ICSC CONFERENCE REGISTRATION	
					001-105-0000-4380	720.00
					001-310-0000-4270	720.00
			051415		WIRELESS KEYBOARD & MOUSE	
					001-222-0000-4300	23.78
			051815		BUSINESS CARDS	
					001-105-0000-4300	44.22
			051915		2015 NALEO ANNUAL CONFERENCE	
					001-101-0109-4370	600.00
			051915		HEALTHY SAN FERNANDO BUSINESS I	
					017-420-1395-4260	634.95
					Total :	4,778.58
110115	6/1/2015	888860 CARREON, ALBA	509812		SENIOR TRIP REFUND - CANCELLED C	
					004-2383	20.00
			589828		SENIOR TRIP REFUND - CANCELLED C	
					004-2383	240.00
			589935		SENIOR TRIP REFUND - CANCELLED C	
					004-2383	500.00
			590093		SENIOR TRIP REFUND - CANCELLED C	
					004-2383	300.00

Page: 17

vchlist
05/28/2015 2:07:52PM

Voucher List
CITY OF SAN FERNANDO

Page: 18

Bank code : bank

Voucher	Date	Vendor	Invoice	PO #	Description/Account	Amount
110115	6/1/2015	888860 888860 CARREON, ALBA	(Continued)		Total :	1,060.00
110116	6/1/2015	888957 PROGRESSIVE SOLUTIONS INC.	36804-2015		CASHIERS VALIDATION HSP 7000 PRIN	
				11191	001-190-0000-4450	1,048.75
				11191	070-382-0000-4320	550.00
				11191	072-360-0000-4320	1,550.00
					Total :	3,148.75
110117	6/1/2015	889118 LDI COLOR TOOLBOX	1007709		COPIES & MAINT CONTRACT	
					001-222-0000-4260	301.69
					Total :	301.69
110118	6/1/2015	889328 FIRST TRANSIT, INC.	11083819		MCT - APRIL 2015	
					007-440-0442-4260	22,632.50
					008-310-0000-4260	17,781.65
					Total :	40,414.15
110119	6/1/2015	889352 GOMEZ, ADRIANA	JAN 2015		COMMISSIONER'S REIMBURSEMENT	
					001-420-0000-4111	50.00
			MAY 2015		COMMISSIONER'S REIMBURSEMENT	
					001-420-0000-4111	50.00
					Total :	100.00
110120	6/1/2015	889421 LOPEZ, ANTONIO G	TRAVEL		2015 INDEPENDENT CITIES ASSOC. SL	
					001-1230	198.70
					Total :	198.70
110121	6/1/2015	889421 LOPEZ, ANTONIO G	REIMB.		REIMB FOR TRAVEL EXPENSES TO 20	
					001-101-0109-4370	37.36
					Total :	37.36
110122	6/1/2015	889532 GILMORE, REVA A.	05/02/15-05/15/15		FOOD SERVICE MANAGER	
					115-422-3750-4270	559.00
					115-422-3752-4270	91.00
					Total :	650.00
110123	6/1/2015	889533 MARTINEZ, ANITA	05/02/15-05/15/15		FOOD SERVICE INTAKE CLERK-C1	
					115-422-3750-4270	162.00

Page: 18

vchlist 05/28/2015 2:07:52PM		Voucher List CITY OF SAN FERNANDO				Page: 19
Bank code :		bank				
Voucher	Date	Vendor	Invoice	PO #	Description/Account	Amount
110123	6/1/2015	889533 MARTINEZ, ANITA	(Continued)			Total : 162.00
110124	6/1/2015	889535 GOMEZ, GILBERT	05/02/15-05/15/15		HDM DRIVER 115-422-3752-4270 115-422-3752-4390	162.00 46.80 Total : 208.80
110125	6/1/2015	889545 PEREZ, MARIBEL	REIMB.-1 REIMB.-2		SENIOR PROG VOLUNTEERS RECOGN 004-2346 SENIOR EXPO SUPPLIES 001-422-0000-4300 004-2346	228.32 69.73 72.10 Total : 370.15
110126	6/1/2015	889611 MORRISON MANAGEMENT SPECIALIST	1884520154300118		LP SENIOR MEALS - APRIL 2015 115-422-3750-4260 115-422-3752-4260	4,702.50 2,704.50 Total : 7,407.00
110127	6/1/2015	889644 VERIZON BUSINESS	00173720 00173721 00173722 00173723 00173724 00173725 00174275 00174284 00174288		CITY HALL LONG DISTANCE 001-190-0000-4220 CITY YARD LONG DISTANCE 070-384-0000-4220 CITY HALL LONG DISTANCE & INTRAL 001-190-0000-4220 POLICE LONG DISTANCE 001-222-0000-4220 CITY YARD LONG DISTANCE 070-384-0000-4220 PARK LONG DISTANCE 001-420-0000-4220 ENGINEERING LONG DISTANCE 001-310-0000-4220 CITY YARD LONG DIST (AIMS NETWORK 070-384-0000-4220 CITY HALL LONG DISTANCE 001-190-0000-4220	54.73 74.38 276.49 377.97 9.69 143.70 4.97 4.84 53.35

Page: 19

vchlist 05/28/2015 2:07:52PM		Voucher List CITY OF SAN FERNANDO				Page: 20
Bank code :		bank				
Voucher	Date	Vendor	Invoice	PO #	Description/Account	Amount
110127	6/1/2015	889644 VERIZON BUSINESS	(Continued) 00174289 00174290 00174294		POLICE LONG DISTANCE 001-222-0000-4220 PARK LONG DISTANCE 001-420-0000-4220 CITY HALL LONG DISTANCE 001-190-0000-4220	4.84 4.94 4.88 Total : 1,014.78
110128	6/1/2015	889681 VILLALPANDO, MARIA	05/02/15-05/15/15		FOOD SERVICE WORKER 115-422-3750-4270 115-422-3752-4270	225.00 45.00 Total : 270.00
110129	6/1/2015	889942 ATHENS SERVICES	939972		STREET SWEEPING SERVICES - MAY 2 001-343-0000-4260	12,625.00 Total : 12,625.00
110130	6/1/2015	890004 PACIFIC TELEMAGEMENT SERVICE	746442		PD PAY PHONE - JUNE 2015 001-190-0000-4220	62.64 Total : 62.64
110131	6/1/2015	890010 TOTAL PRINTING SUPPLIES	15133		HP COLOR CARTRIDGE 001-130-0000-4300	185.30 Total : 185.30
110132	6/1/2015	890095 O'REILLY AUTO PARTS	4605-143591 4605-143593 4605-143706 4605-143868 4605-144471 4605-144576		CONNECTOR PLATE - PK8230 001-320-0390-4400 TAIL LAMP - PK8230 001-320-0390-4400 OIL FILTER - PW5213 072-360-0000-4400 SPARK PLUG REPAIR KIT - PD9474 001-320-0228-4400 FILTERS & FREON 001-1215 TIRE CLEANER	14.88 33.50 15.48 284.69 156.04

Page: 20

vchlist 05/28/2015 2:07:52PM		Voucher List CITY OF SAN FERNANDO				Page: 21
Bank code :		bank				
Voucher	Date	Vendor	Invoice	PO #	Description/Account	Amount
110132	6/1/2015	890095 O'REILLY AUTO PARTS	(Continued)		001-311-0000-4300	24.48
					Total :	529.07
110133	6/1/2015	890360 HERRERA, NINAMARIE JULIA	JAN 2015		COMMISSIONER'S REIMBURSEMENT 001-420-0000-4111	50.00
			MAY 2015		COMMISSIONER'S REIMBURSEMENT 001-420-0000-4111	50.00
					Total :	100.00
110134	6/1/2015	890411 ARC DOCUMENT SOLUTIONS, LLC	8042560		COPIES OF PLANS 001-310-0000-4300	126.02
					Total :	126.02
110135	6/1/2015	890431 UNIVERSAL SPECIALTIES INC	69126		URINAL REPAIRS 001-390-0222-4300	138.54
					001-390-0310-4300	138.40
					001-390-0410-4300	138.40
					001-390-0460-4300	138.40
					Total :	553.74
110136	6/1/2015	890463 KJC LATENT PRINT SERVICE	SF00023		FINGERPRINT CLASSIFICATIONS 001-222-0000-4260	450.00
					Total :	450.00
110137	6/1/2015	890833 THOMSON REUTERS	831712185		LA CLEAR - INVEST TOOLS 001-224-0000-4270	150.10
					Total :	150.10
110138	6/1/2015	890834 SPARKLING IMAGE CORP	60500		CAR WASHING - APRIL 2015 001-222-0000-4320	140.00
					Total :	140.00
110139	6/1/2015	890879 EUROFINS EATON ANALYTICAL, INC	L0213947		WATER ANALYSIS - F531126	
			L0214304		070-384-0000-4260	139.60
					WATER ANALYSIS - F531750	
			L0214305		070-384-0000-4260	164.00
					WATER ANALYSIS - F531751	
						Page: 21

vchlist 05/28/2015 2:07:52PM		Voucher List CITY OF SAN FERNANDO				Page: 22
Bank code :		bank				
Voucher	Date	Vendor	Invoice	PO #	Description/Account	Amount
110139	6/1/2015	890879 EUROFINS EATON ANALYTICAL, INC	(Continued)		070-384-0000-4260	139.60
			L0214403		WATER ANALYSIS - F531531	
			L0214873		070-384-0000-4260	139.60
					WATER ANALYSIS - F532397	
			L0215001		070-384-0000-4260	139.60
					WATER ANALYSIS - F532063	
			L0215009		070-384-0000-4260	139.60
					WATER ANALYSIS - F532695	
					070-384-0000-4260	24.00
					Total :	886.00
110140	6/1/2015	890981 FAJARDO, JOEL	REIMB.		REIMB FOR TRAVEL EXPENSES TO LG 001-101-0103-4380	28.00
					Total :	28.00
110141	6/1/2015	890982 GONZALES, ROBERT C.	TRAVEL		2015 INDEPENDENT CITIES ASSOC. SL 001-1230	198.70
					Total :	198.70
110142	6/1/2015	890994 PONCE, JOE	JAN 2015		COMMISSIONER'S REIMBURSEMENT 001-420-0000-4111	50.00
			MAY 2015		COMMISSIONER'S REIMBURSEMENT 001-420-0000-4111	50.00
					Total :	100.00
110143	6/1/2015	891054 MEJIA, YVONNE G	MAY 2015		COMMISSIONER'S REIMBURSEMENT 001-105-0000-4111	50.00
					Total :	50.00
110144	6/1/2015	891311 TORRES, RITA	05/02/15-05/15/15		ENP SUBSTITUTE 115-422-3750-4270	81.00
					115-422-3752-4270	9.00
					Total :	90.00
110145	6/1/2015	891329 MIKE'S TIRE MAN INC	0030592		TIRES FOR TRAILER - CE2384 001-320-0152-4400	327.00
						Page: 22

vchlist 05/28/2015 2:07:52PM		Voucher List CITY OF SAN FERNANDO				Page: 23
Bank code :		bank				
Voucher	Date	Vendor	Invoice	PO #	Description/Account	Amount
110145	6/1/2015	891329 MIKE'S TIRE MAN INC	(Continued) 0032159		TIRES FOR FLEET 001-1215	320.00
			0032215		TIRES FOR FLEET 001-1215	1,865.34
					Total :	2,512.34
110146	6/1/2015	891377 REYES, JOSE	05/02/15-05/15/15		HDM DRIVER 115-422-3752-4270	180.00
					115-422-3752-4390	57.20
					Total :	237.20
110147	6/1/2015	891440 YANAGIDA, CHELSEA	050615		HEALTHY SAN FERNANDO CONSULTIN 017-420-1395-4260	500.00
					Total :	500.00
110148	6/1/2015	891516 FLORES, MARIA E.	04/15/15-05/15/15		ZUMBA INSTRUCTOR 017-420-1337-4260	80.00
					Total :	80.00
110149	6/1/2015	891552 LOS ANGELES COUNTY	2013-2014		REPAY CCS FOR C1 OVERBILLED SER 001-422-3750-4260	4.50
					Total :	4.50
110150	6/1/2015	891567 SAEKI, BRIAN	REIMB.		PARKING FEE - 2015 ICSC CONF 001-105-0000-4380	46.00
					Total :	46.00
110151	6/1/2015	891573 PERFORMANCE TRUCK & TRAILER	IN33675		PA SPEAKER & CONTROL MODULE - PI 001-320-0225-4400	681.17
					Total :	681.17
110152	6/1/2015	891577 BEALL, JOSHUA	04/15/15-05/20/15		BODY SCULPTING & CORE STRENGTH 017-420-1337-4260	155.00
					Total :	155.00
110153	6/1/2015	891587 ABLE MAILING INC.	22224		STORAGE FOR WATER ENVELOPES - / 070-382-0000-4300	12.50
						Page: 23

vchlist 05/28/2015 2:07:52PM		Voucher List CITY OF SAN FERNANDO				Page: 24
Bank code :		bank				
Voucher	Date	Vendor	Invoice	PO #	Description/Account	Amount
110153	6/1/2015	891587 ABLE MAILING INC.	(Continued)		072-360-0000-4300	12.50
			22225		UTILITY BILLING MAILING SERVICE	67.58
				11123	070-382-0000-4300	67.59
				11123	072-360-0000-4300	
					Total :	160.17
110154	6/1/2015	891742 STANDARD AUTOMATION & CONTROL	59347		STANDARD LEVEL SUPPORT-STD5-015 070-384-0000-4500	701.31
					Total :	701.31
110155	6/1/2015	891765 HERNANDEZ, HILDA	04/15/15-05/15/15		YOGA INSTRUCTOR 017-420-1337-4260	100.00
					Total :	100.00
110156	6/1/2015	891766 RODRIGUEZ, PATRICIA	04/15/15-05/15/15		LATIN JAM WORKOUT INSTRUCTOR 017-420-1337-4260	80.00
					Total :	80.00
110157	6/1/2015	891767 CHAVEZ, ELIZABETH	04/15/15-05/15/15		ZUMBA INSTRUCTOR 017-420-1337-4260	235.00
					Total :	235.00
110158	6/1/2015	891777 IRRIGATION EXPRESS	15012957-00		IRRIGATION REPAIRS @ LAYNE PARK 001-390-0410-4300	41.50
			15013820-00		MALL IRRIGATION PARTS 001-341-0000-4310	138.56
					Total :	180.06
110159	6/1/2015	891849 SHI INTERNATIONAL CORP	B03360551	11205	ADOBE ACROBAT PRO SOFTWARE FO 001-105-0000-4300	799.36
			B03383394	11209	ACROBAT PRO ADOBE SOFTWARE 001-423-0000-4300	399.68
					Total :	1,199.04
110160	6/1/2015	891859 NEOPOST	SWINV394954		NEOPOST HIGH CAPACITY INK CARTR 001-190-0000-4280	313.90
						Page: 24

vchlist

Voucher List

Page: 25

05/28/2015 2:07:52PM

CITY OF SAN FERNANDO

Bank code : bank

Voucher	Date	Vendor	Invoice	PO #	Description/Account	Amount
110160	6/1/2015	891859 891859 NEOPOST	(Continued)			Total : 313.90
110161	6/1/2015	891881 REMENIH, MICHAEL	MAY 2015		COMMISSIONER'S REIMBURSEMENT 001-105-0000-4111	50.00
					Total :	50.00
110162	6/1/2015	891882 ALTERNATIVE TECHNOLOGIES INC	11179		ASBESTOS REMOVAL - 14060 SAYRE 070-383-0301-4300	1,100.00
					Total :	1,100.00
110163	6/1/2015	891883 RODRIGUEZ GUZMAN, MARTHA	095117		SENIOR TRIP REFUND - CANCELLATIO 004-2383	135.00
					Total :	135.00
110164	6/1/2015	891884 POPE, HAESUN	095240		SENIOR TRIP REFUND - CANCELLED F 004-2384	20.00
					Total :	20.00
110165	6/1/2015	891885 GANIR-MARTINEZ, ARLENE	04/09/15-05/15/15		YOGA INSTRUCTOR 017-420-1337-4260	120.00
					Total :	120.00
126 Vouchers for bank code : bank						Bank total : 752,363.23
126 Vouchers in this report						Total vouchers : 752,363.23

Voucher Registers are not final until approved by Council.

Page: 25

*This Page
Intentionally
Left Blank*

*This Page
Intentionally
Left Blank*



AGENDA REPORT

To: Mayor Joel Fajardo and Councilmembers

From: Brian Saeki, City Manager
By: Nick Kimball, Finance Director

Date: June 1, 2015

Subject: Consideration to Adopt a Settlement Agreement Reached in *State of California ex rel David Sherwin v. Office Depot, Inc.* LASC No. BC410135

RECOMMENDATION:

It is recommended that the City Council:

- a. Adopt the settlement agreement reached in *State of California ex rel David Sherwin v. Office Depot, Inc.*; and
- b. Accept the settlement allocation of \$25,684.84.

BACKGROUND:

1. On February 23, 2015, the City received a Notice of Entry Judgement and Orders in *State of California ex rel David Sherwin v. Office Depot, Inc.*
2. In March 2009, David Sherwin, a former Account Manager with Office Depot's Business Solutions Division filed a qui tam action under seal on behalf of the State of California. This action alleged that Office Depot violated the California False Claims Act by overcharging various entities for office and classroom supplies.
3. When the Court unsealed the action, various public entities intervened in the case, filing and litigating their own complaints against Office Depot.
4. On November 18, 2014, Honorable Delila C. Lyons of the Los Angeles Superior Court ordered the case dismissed with prejudice, pursuant to a settlement agreement, awarding various public entities' settlement allocations with whom he did not separately agree to different terms.
5. As relator, Mr. Sherwin is entitled to a statutory 38% share of the public entities' settlement allocations with whom he did not separately agree to different terms.

Consideration to Adopt a Settlement Agreement Reached in *State of California ex rel David Sherwin v. Office Depot, Inc.* LASC No. BC410135

Page 2 of 2

ANALYSIS:

Pursuant to the Court's Orders, the City was not one of the public entities that intervened in this case. As such, the City was not able to separately agree to the settlement terms with Mr. Sherwin different from the statutory 38% share. Nevertheless, the City received a net settlement allocation of \$25,684.84 from Office Depot, Inc.

Since the City did not intervene, it technically is not a "party" to the suit. Additionally, since a judgement has already been entered, the City can no longer intervene. The City simply receives an allocated share of the settlement, similar to a recipient in a class action suit.

BUDGET IMPACT:

The settlement allocation of \$25,684.84 is one-time revenue that will be deposited as miscellaneous income in the General Fund.

CONCLUSION:

Acceptance the City's statutorily allocated share of the settlement represents fair compensation under the settlement agreement.

ATTACHMENT:

- A. Attorney Correspondence dated February 23, 2015 with Notice of Entry Judgement and Orders

PHILLIPS & COHEN LLP

ATTORNEYS AT LAW

www.phillipsandcohen.com

ATTACHMENT "A"

FEB 27 2015

City of San Fernando
PERSONNEL OFFICE100 THE EMBARCADERO
SUITE 300SAN FRANCISCO, CA 94105
(415) 836-90002000 MASSACHUSETTS AVENUE NW
1st FLOOR
WASHINGTON, DC 20036
(202) 833-4567

February 23, 2015

Edward H. Arens
(415) 836-9000*Via Certified Mail*Re: *State of California et al., ex rel. Estate of Sherwin v. Office Depot, Inc.*

Dear Public Entity:

You are receiving this notice because you were named as a plaintiff in the above case and may be recovering funds as the result of a settlement recently approved by Judge Lyons of the Superior Court of California, County of Los Angeles. In that regard, please find enclosed a Notice of Judgment and Orders for three orders entered by Judge Lyons on February 11, 2015:

- 1) Order Granting Motion for Approval of Dismissal Pursuant to Settlement Agreement;
- 2) Order Granting Motion for Approval of Allocation of Settlement Fund; and
- 3) Order Approving Award of Relator's Share.

The Order Granting Motion for Approval of Allocation of Settlement Fund attaches, as Exhibit 1, the allocation plan for the settlement proceeds. The allocation plan lists the net allocation (if any) that your entity will receive under the settlement. If your entity is not listed in the allocation plan, then it will not recover under the settlement.

You do not need to take any action to recover the funds allocated to your entity as set forth in the allocation plan. If there are no appeals of the Court's orders, Plaintiffs will become authorized to distribute the settlement funds 65 days from the date of this letter. Plaintiffs will distribute the settlement funds as quickly as possible, once authorized to do so.

If you would like the check sent to an address other than the address to which this notice was sent, please notify D.J. Gray of Lieff Cabraser Heimann & Bernstein LLP at (415) 956-1000 or dgray@lchb.com. You may contact me with any other inquiries at (415) 836-9000 or earens@pcsf.com.

Sincerely,



Edward H. Arens

Enclosures

1 ERIC R. HAVIAN (SBN 102295)
erh@pcsf.com
2 STEPHEN HASEGAWA (SBN 198472)
ssh@pcsf.com
3 EDWARD H. ARENS (SBN 259155)
eha@pcsf.com
4 PHILLIPS & COHEN LLP
100 The Embarcadero, Suite 300
5 San Francisco, California 94105
Tel: (415) 836-9000
6 Fax: (415) 836-9001

7 Attorneys for Plaintiffs

8 (ADDITIONAL APPEARANCES ON SIGNATURE PAGE)

9

**SUPERIOR COURT OF THE STATE OF CALIFORNIA
FOR THE COUNTY OF LOS ANGELES**

10

11 STATE OF CALIFORNIA *et al., ex rel.*
12 DAVID SHERWIN,

13 Plaintiffs,

14

v.

15

OFFICE DEPOT, INC.,

16

Defendant.

17

18

19

20

21

22

23

24

25

26

27

28

Case No. BC410135

**NOTICE OF ENTRY OF JUDGMENT
AND ORDERS**

Judge: Hon. Dalila C. Lyons
Dept.: 20

1 TO ALL PARTIES AND THEIR ATTORNEYS OF RECORD:

2 PLEASE TAKE NOTICE that on February 11, 2015, the Honorable Judge Dalila C. Lyons
3 of the Superior Court of California, County of Los Angeles, entered a judgment and orders in this
4 action. Copies of the judgment and orders are enclosed with this notice as follows:

- 5 1. Order Granting Motion for Approval of Dismissal Pursuant to Settlement Agreement;
6 2. Order Granting Motion for Approval of Allocation of Settlement Fund; and
7 3. Order Approving Award of Relator's Share.

8
9 Dated: February 23, 2015

Respectfully submitted,

10 By: 

11 ERIC R. HAVIAN (SBN 102295)
12 erh@pcsf.com
13 STEPHEN HASEGAWA (SBN 198472)
14 ssh@pcsf.com
15 EDWARD H. ARENS (SBN 259155)
16 eha@pcsf.com
17 PHILLIPS & COHEN LLP
18 100 The Embarcadero, Suite 300
19 San Francisco, California 94105
20 Tel: (415) 836-9000
21 Fax: (415) 836-9001

Attorneys for Plaintiffs

18 ROBERT J. NELSON (SBN 132797)
19 rnelson@lchb.com
20 LEXI J. HAZAM (SBN 224457)
21 lhazam@lchb.com
22 LIEFF CABRASER HEIMANN & BERNSTEIN, LLP
23 275 Battery Street, 29th Floor
24 San Francisco, CA 94111
25 Tel.: (415) 956-1000
26 Fax: (415) 956-1008

23 Attorneys for the County of Santa Clara; the Cities of
24 Azusa, Colton, Corona, Davis, Fontana, Indian Wells, Los
25 Angeles, Santa Maria, Shafter, and Woodland; San Joaquin
26 County Office of Education, Stanislaus County Office of
27 Education, Baldwin Park Unified School District, Elk
28 Grove Unified School District, Merced Union High School
District, Rowland Unified School District, and Stockton
Unified School District; and for Qui Tam Plaintiff David
Sherwin

CONF

ORIGINAL FILED

FEB 11 2015

LOS ANGELES
SUPERIOR COURTSUPERIOR COURT OF THE STATE OF CALIFORNIA
FOR THE COUNTY OF LOS ANGELES, CENTRAL DISTRICTState of California *et al.*, *ex rel.* David
Sherwin,

Case No. BC410135

Plaintiff(s),

~~PROPOSED~~ ORDER APPROVING
AWARD OF RELATOR'S SHARE

v.

Judge: Hon. Dalila C. Lyons
Dept.: 20

Office Depot, Inc.,

Defendant.

Case Filed: March 20, 2009
Trial Date: July 27, 2015 at 9:30 a.m.

TO THE CLERK, ALL PARTIES, AND THEIR ATTORNEYS OF RECORD:

On November 18, 2014, at 1:30 p.m. in Department 20 of the above-entitled Court, the State of California *et al.*, *ex rel.* David Sherwin's Motion for Approval Of Dismissal Pursuant To Settlement Agreement; Allocation Of Settlement Fund; Award Of Relator's Share; And Order To Comply With Settlement And Allocation Plan ("Motion") came on for regularly scheduled hearing before the Honorable Kevin C. Brazile, Judge Presiding. Appearances are reflected on the record.

Due and adequate notice having been given of the motion and the settlement, and the Court having considered the moving papers and the proposed Settlement Agreement, including all attachments thereto, and any opposition or objections to the Motion, and the arguments of counsel

{00062319; 1 }

[PROPOSED] ORDER GRANTING JOINT MOTION FOR APPROVAL OF SETTLEMENT

1201176.4

BY FAX

1 at hearing, and all other matters properly presented to the Court in relation thereto, and good cause
2 appearing therefore, IT IS HEREBY ORDERED, ADJUDGED AND DECREED THAT:

- 3 1. All terms used herein shall have the same meanings set forth in the Settlement
4 Agreement.
- 5 2. As to the Government Entities (including Intervenors) that have agreed in writing
6 with Relator David Sherwin concerning Relator's share of the settlement, the Court
7 orders that Relator's share of the settlement shall be as specified in those written
8 agreements.
- 9 3. With respect to the Government Entities that have not reached agreements with
10 Relator concerning Relator's share, for the reasons stated on the record, the Court
11 holds, pursuant to Government Code Section 12652(g)(3), that Relator's share of
12 the settlement shall be thirty-eight percent (38%).
- 13 4. Accordingly, the Court ORDERS that Relator David Sherwin shall be distributed a
14 share of the Settlement Amount as set forth in Paragraphs 1-2 above.
- 15 5. If there are any appeals of this Order, such appeals shall restrict the release and
16 distribution of settlement funds only as to the sums that are in dispute. Sums that
17 are not in dispute shall be released and distributed pursuant to the Settlement
18 Agreement. Specifically, an appeal of the Relator's share in Paragraph 2 shall not
19 restrict the release and distribution of settlement funds to Government Entities that
20 have reached agreements with Relator concerning Relator's share, and shall not
21 restrict the release and distribution of undisputed portions of settlement funds as
22 between Relator and Government Entities that have not reached agreements with
23 Relator concerning Relator's share. Disputed portions of settlement funds as
24 between Relator and the Government Entities will be not be distributed during the
25 pendency of the appeal. For purposes of this Paragraph, and barring consent, an
26 appeal of the Relator's share in Paragraph 2 as to one or more Government Entities
27 shall be treated as an appeal of that Relator's share as to all Government Entities
28 that have not reached agreements with Relator concerning Relator's share.

BC 410135

STATE OF CALIFORNIA vs
OFFICE Dapo
INC.

1

2 IT IS SO ORDERED.

3 DATED: 2/11/15

4

DALILA CORRAL LYONS

5

Honorable Dalila C. Lyons

6

7

8

9

10

11

12

13

14

15

16

17

18

19

20

21

22

23

24

25

26

27

28

{00062319; 1 }

3

[PROPOSED] ORDER GRANTING JOINT MOTION FOR APPROVAL OF SETTLEMENT

1201176.4

00/00/2014 10:23:30 FAX 2132499990

NATIONWIDE LEGAL

1

COPY

ORIGINAL FILED

FEB 11 2015

REC'D
JAN 13 2015
FILING WINDOW
LOS ANGELES
SUPERIOR COURTSUPERIOR COURT OF THE STATE OF CALIFORNIA
FOR THE COUNTY OF LOS ANGELES, CENTRAL DISTRICTState of California *et al.*, *ex rel.* David
Sherwin,

Plaintiff(s),

v.

Office Depot, Inc.,

Defendant.

Case No. BC410135

~~PROPOSED~~ ORDER GRANTING
MOTION FOR APPROVAL OF
DISMISSAL PURSUANT TO
SETTLEMENT AGREEMENT AND
ORDER TO COMPLY WITH
SETTLEMENTJudge: Hon. Dalila C. Lyons
Dept.: 20Case Filed: March 20, 2009
Trial Date: July 27, 2015 at 9:30 a.m.

TO THE CLERK, ALL PARTIES, AND THEIR ATTORNEYS OF RECORD:

On November 18, 2014, at 1:30 p.m. in Department 20 of the above-entitled Court, the State of California *et al.*, *ex rel.* David Sherwin's Motion for Approval Of Dismissal Pursuant To Settlement Agreement; Allocation Of Settlement Fund; Award Of Relator's Share; And Order To Comply With Settlement And Allocation Plan ("Motion") came on for regularly scheduled hearing before the Honorable Kevin C. Brazile, Judge Presiding. Appearances are reflected on the record.

Due and adequate notice having been given of the motion and the settlement, and the Court

{00062317; 2 }

[PROPOSED] ORDER GRANTING JOINT MOTION FOR APPROVAL OF SETTLEMENT

1201176.4

BY FAX

1 having considered the moving papers and the proposed Settlement Agreement, including all
2 attachments thereto, and any opposition or objections to the Motion, and the arguments of counsel
3 at hearing, and all other matters properly presented to the Court in relation thereto, and good cause
4 appearing therefore, IT IS HEREBY ORDERED, ADJUDGED AND DECREED THAT:

- 5 1. The Motion's requests for approval of the settlement agreement and dismissal of
6 the Actions are GRANTED.
- 7 2. This Order incorporates by reference the unexecuted Settlement Agreement
8 attached as Exhibit A to the Motion, and the identical fully executed version
9 subsequently filed with the Court, and all terms used herein shall have the same
10 meanings set forth in the Settlement Agreement.
- 11 3. The Settlement Agreement was entered between Defendant Office Depot, Inc., the
12 Intervening Government Entities listed in the Agreement, and the Relator who,
13 pursuant to the California False Claims Act ("CFCA"), California Government
14 Code § 12652, alleged claims on behalf of all Government Entities listed in Exhibit
15 1, attached hereto. Pursuant to the CFCA, the Relator conducted the action on
16 behalf of the non-intervening Government Entities.
- 17 4. The Court finds that the parties, having engaged in years of litigation and two
18 mediations conducted by independent mediators, have reached the Settlement
19 Agreement as a result of arm's length negotiations and in good faith.
- 20 5. The Court, having reviewed the Settlement Agreement and considered the public
21 purposes of the CFCA, holds that the terms of the Settlement Agreement, including
22 but not limited to the dismissal of the Actions with prejudice and the releases, are
23 in all respects fair, adequate, and reasonable and in the best interests of the parties
24 involved, and serve the public purposes behind the CFCA. Accordingly, the
25 Settlement Agreement is hereby APPROVED.
- 26 6. The Court further holds that all parties and all real parties in interest, including all
27 of the Government Entities listed in Exhibit 1, are bound by and shall comply with
28 the terms of the Settlement Agreement, including specifically the releases

1 contained therein, to the fullest extent permitted by law. However, notwithstanding
2 anything to the contrary in this Order, to the extent that Exhibit A to the Settlement
3 Agreement recites relator's share percentages that conflict with this Court's Order
4 Approving Award of Relator's Share, the terms of the Court's Order Approving
5 Award of Relator's Share (and not the relator's share percentages set forth in
6 Exhibit A to the Settlement Agreement) shall govern.

7 7. The Court will enter separate Orders approving the distribution of the Settlement
8 Amount and the payment of Relator David Sherwin's shares in the Settlement
9 pursuant to Government Code Section 12652(g)(2) & (3).

10 8. The Parties have filed a Stipulation of Dismissal with Prejudice, which was
11 contingent upon this Court's approving the Settlement Agreement. Having
12 approved the Settlement Agreement, it is further ORDERED that, pursuant to
13 Government Code, Section 12652(c)(1), all claims in the Actions, including
14 specifically all claims of the Relator, all claims asserted on behalf of the
15 Government Entities by the Relator, and all claims of the Intervenors are hereby
16 DISMISSED in their entirety WITH PREJUDICE and FINAL JUDGMENT is
17 hereby entered in the Actions.

18 9. Without affecting the finality of approval of the Settlement Agreement in any way,
19 pursuant to California Code of Civil Procedure 664.6, the Court retains jurisdiction
20 over this Action and the Parties, including all Government Entities listed in Exhibit
21 1, to resolve any disputes arising from or related to the Settlement Agreement or
22 this Order.

23
24
25 **IT IS SO ORDERED.**
26
27
28

BC 410135

1 DATED: 2/11/152 **DALILA CORRAL LYONS**3 Honorable Dalila C. Lyons

4

5

6

7

8

9

10

11

12

13

14

15

16

17

18

19

20

21

22

23

24

25

26

27

28

{00062317; 2 }

4

{PROPOSED} ORDER GRANTING JOINT MOTION FOR APPROVAL OF SETTLEMENT

1201176.4

EXHIBIT 1

State of California ex rel. Sherwin v. Office Depot, Inc.

Ex. 1 to Order Approving Settlement:
Parties Bound by Order

Qui Tam Plaintiff	David Sherwin (Estate of Sherwin)
Intervenors	Baldwin Park Unified School District City of Azusa City of Colton City of Corona City of Davis City of Fontana City of Indian Wells City of Los Angeles City of Santa Maria City of Shafter City of Woodland County of Santa Clara Elk Grove Unified School District Merced Union High School District Monrovia Unified School District Rowland Unified School District San Joaquin County Office of Education Stanislaus County Office of Education Stockton Unified School District
Non-Intervenors	ABC Unified School District Acalanes Union High School District Acton-Agua Dulce Unified School District Alameda Unified School District Albany Unified School District Alexander Valley School District Alhambra High School District Alhambra Unified School District Allan Hancock College Allensworth Elementary School District Alpaugh Unified School District Alpine Fire Protection District Alta Loma School District Alta Vista School District Alum Rock Union School District Alvina Elementary School District Amador Local Agency Formation Commission American Union Elementary School District Anderson Union High School District Anderson Valley Unified School District Antelope Elementary School District Antelope Valley High School District Antelope Valley Junior College District

State of California ex rel. Sherwin v. Office Depot, Inc.

Ex. 1 to Order Approving Settlement:
Parties Bound by Order

Antioch Unified School District
Arcadia Unified School District
Arden Manor Recreation and Park District
Armona Union Elementary School District
Aromas San Juan Unified School District
Arvin Union School District
Atascadero Unified School District
Atwater School District
Auburn Area Recreation District
Bakersfield City School District
Baldy View Regional Occupation Program
Bangor Union Elementary School District
Banning Unified School District
Bass Lake School District
Bassett Unified School District
Bay Area Rapid Transit
Bear Valley Unified School District
Beaumont Unified School District
Beaumont-Cherry Valley Recreation & Park District
Bella Vista Elementary School District
Bellevue School District
Bellevue Union School District
Bellflower Unified School District
Belmont Redwood Shores School District
Benicia Unified School District
Bennett Valley Union School District
Berkeley Unified School District
Berryessa Union School District
Beverly Hills High School District
Beverly Hills Unified School District
Big Lagoon Union Elementary School District
Big Pine Unified School District
Big Valley Joint Union School District
Biggs Unified School District
Bishop Union Elementary School District
Black Butte Elementary School District
Black Oak Mine Unified School District
Bollinas School District
Bonita Unified School District
Bonita-Sunnyside Fire Protection District
Bonny Doon Union Elementary School District
Brawley School District
Brentwood Union School District
Brittan School District
Buckeye Unified School District

State of California ex rel. Sherwin v. Office Depot, Inc.

Ex. 1 to Order Approving Settlement:
Parties Bound by Order

Buckingham Park Water Protection District
Burbank Unified School District
Burlingame Elementary School District
Burney Fire Protection District
Burton School District
Butte College
Butte County Air Quality Management District
Butte County Office of Education
Butte Valley Unified School District
Butte-Glenn Community College District
Byron Union School District
Cabrillo Community College District
Cabrillo Unified School District
Calaveras Unified School District
California Association for Park & Recreation Indemnity
California State University Fresno
California State University Fullerton
California State University Stanislaus
Calistoga Elementary School District
Calleguas Municipal Water District
Cambrian School District
Campbell Union School District
Canyon School District
Capay Joint Union Elementary School District
Carmel Unified School District
Caruthers Unified School District
Cascade Union Elementary School District
Casitas Municipal Water District
Castaic Lake Water Agency
Castaic Union School District
Castle Rock Unified School District
Castroville Community Services District
Cawelo Water District
Cayucos Elementary School District
Center Unified School District
Centinela Valley Union High School District
Central Basin Municipal Water District
Central CA Child Development Services
Central California Tristeza Eradication Agency
Central Contra Costa Sanitary District
Central Marin Sanitation Agency
Central School District
Central Unified School District
Central Union Elementary School District
Chabot-Los Positas Community College District

State of California ex rel. Sherwin v. Office Depot, Inc.

Ex. 1 to Order Approving Settlement:
Parties Bound by Order

Charter Oak Unified School District
Chawanakee Unified School District
Chico Area Recreation and Park District
Chico Unified School District
Chino Valley Unified School District
Chowchilla Elementary School District
Chualar Union School District
Cinnabar School District
Citrus Community College
Citrus Heights Water District
City of Adelanto
City of Agoura Hills
City of Albany
City of Alhambra
City of Alturas
City of American Canyon
City of Anaheim
City of Anderson
City of Antioch
City of Arcadia
City of Arroyo Grande
City of Artesia
City of Atascadero
City of Atwater
City of Auburn
City of Avenal
City of Bakersfield
City of Banning
City of Beaumont
City of Bellflower
City of Belmont
City of Benicia
City of Berkeley
City of Biggs
City of Bishop
City of Brea
City of Brentwood
City of Buena Park
City of Burbank
City of Burlingame
City of Calabasas
City of California City
City of Calimesa
City of Calistoga
City of Camarillo

State of California ex rel. Sherwin v. Office Depot, Inc.

Ex. 1 to Order Approving Settlement:
Parties Bound by Order

City of Campbell
City of Carmel
City of Carson
City of Cathedral City
City of Cerritos
City of Chatsworth
City of Chico
City of Chino
City of Chowchilla
City of Citrus Heights
City of Claremont
City of Clayton
City of Clearlake
City of Cloverdale
City of Clovis
City of Coalinga
City of Colusa
City of Commerce
City of Compton
City of Concord
City of Corcoran
City of Corning
City of Coronado
City of Costa Mesa
City of Cotati
City of Cupertino
City of Daly City
City of Del Mar
City of Del Ray Oaks
City of Delano
City of Desert Hot Springs
City of Dinuba
City of Dixon
City of Downey
City of Dublin
City of East Palo Alto
City of El Cajon
City of El Centro
City of El Cerrito
City of El Monte
City of El Segundo
City of Emeryville
City of Encinitas
City of Escondido
City of Eureka

State of California ex rel. Sherwin v. Office Depot, Inc.

Ex. 1 to Order Approving Settlement:
Parties Bound by Order

City of Exeter
City of Fairfield
City of Farmersville
City of Folsom
City of Fort Bragg
City of Foster City
City of Fountain Valley
City of Fremont
City of Fresno
City of Fullerton
City of Gardena
City of Gilroy
City of Glendale
City of Glendora
City of Goleta
City of Grand Terrace
City of Greenfield
City of Gridley
City of Grover Beach
City of Half Moon Bay
City of Hanford
City of Hawthorne
City of Hayward
City of Healdsburg
City of Hemet
City of Hermosa Beach
City of Hesperia
City of Holtville
City of Huntington Beach
City of Imperial Beach
City of Inglewood St
City of Ione
City of Irwindale
City of Kerman
City of King City
City of Kingsburg
City of La Canada
City of La Mesa
City of La Mirada
City of La Puente
City of La Verne
City of Laguna Beach
City of Laguna Niguel
City of Laguna Woods
City of Lake Forest

State of California ex rel. Sherwin v. Office Depot, Inc.

Ex. 1 to Order Approving Settlement:
Parties Bound by Order

City of Lakeport
City of Lakewood
City of Lancaster
City of Lathrop
City of Lawndale
City of Lincoln
City of Lindsay
City of Live Oak
City of Livermore
City of Livingston
City of Lodi
City of Loma Linda
City of Lomita
City of Lompoc
City of Long Beach
City of Los Altos
City of Los Banos
City of Lynwood
City of Madera
City of Malibu
City of Manhattan Beach
City of Marina
City of Martinez
City of Maywood
City of McFarland
City of Mendota
City of Merced
City of Mill Valley
City of Millbrae
City of Milpitas
City of Mission Viejo
City of Modesto
City of Monrovia
City of Montclair
City of Montebello
City of Monterey
City of Moreno Valley
City of Morgan Hill
City of Morro Bay
City of Murrieta
City of Napa
City of National City
City of Newport Beach
City of Norwalk
City of Novato


State of California ex rel. Sherwin v. Office Depot, Inc.

Ex. 1 to Order Approving Settlement:
Parties Bound by Order

City of Oakdale
City of Oakland
City of Oakley
City of Oceanside
City of Ojai
City of Orland
City of Oroville
City of Oxnard
City of Pacific Grove
City of Pacifica
City of Palm Desert
City of Palm Springs
City of Palmdale
City of Palo Alto
City of Palos Verdes Estates
City of Parlier
City of Pasadena
City of Paso Robles
City of Petaluma
City of Pico Rivera
City of Pinole
City of Pismo Beach
City of Placentia
City of Placerville
City of Pomona
City of Port Hueneme
City of Porterville
City of Poway
City of Rancho Cordova
City of Rancho Cucamonga
City of Rancho Mirage
City of Rancho Palos Verdes
City of Rancho Santa Margarita
City of Redding
City of Redlands
City of Redondo Beach
City of Redwood City
City of Reedley
City of Rialto
City of Rio Vista
City of Ripon
City of Riverbank
City of Riverside
City of Rocklin
City of Rohnert Park

State of California ex rel. Sherwin v. Office Depot, Inc.

Ex. 1 to Order Approving Settlement:
Parties Bound by Order



City of Rosemead
City of Sacramento
City of Salinas
City of San Bernardino
City of San Bruno
City of San Clemente
City of San Fernando
City of San Gabriel
City of San Jacinto
City of San Luis Obispo
City of San Marcos
City of San Marino
City of San Mateo
City of San Pablo
City of San Rafael
City of San Ramon
City of Sand City
City of Sanger
City of Santa Ana
City of Santa Barbara
City of Santa Clara
City of Santa Clarita
City of Santa Fe Springs
City of Santa Monica
City of Santa Paula
City of Santa Rosa
City of Santee
City of Saratoga
City of Seal Beach
City of Seaside
City of Sebastopol
City of Selma
City of Shasta Lake
City of Sierra Madre
City of Signal Hill
City of Solana Beach
City of Sonoma
City of Sonora
City of South Gate
City of South Lake Tahoe
City of South Pasadena
City of South San Francisco
City of St Helena
City of Stanton
City of Stockton

State of California ex rel. Sherwin v. Office Depot, Inc.

Ex. 1 to Order Approving Settlement:
Parties Bound by Order

City of Suisun City
City of Taft
City of Temecula
City of Thousand Oaks
City of Torrance
City of Tracy
City of Tulare
City of Ukiah
City of Upland
City of Vacaville
City of Vallejo
City of Victorville
City of Villa Park
City of Visalia
City of Vista
City of Walnut
City of Walnut Creek
City of Wasco
City of Weed
City of West Covina
City of West Hollywood
City of West Lake Village
City of West Sacramento
City of Westminster
City of Whittier School District
City of Wildomar
City of Willows
City of Woodlake
City of Yuba City
City of Yucaipa
Claremont Unified School District
Cloverdale Unified School District
Clovis Unified School District
Clovis Veterans Memorial District
Coachella Valley Unified School District
Coachella Valley Water District
Coalinga Huron Unified School District
Coast Community College District
Coast Unified School District
Coastline Community College
College of the Canyons
College of the Desert
College of the Sequoias
Colton Joint Unified School District
Columbia Elementary School District

State of California ex rel. Sherwin v. Office Depot, Inc.

Ex. 1 to Order Approving Settlement:
Parties Bound by Order

Columbia School District
Compton Unified School District
Conejo Valley Unified School District
Consolidated Irrigation District
Consolidated Mosquito Abatement District
Consolidated Waste Management Authority
Contra Costa County Schools Insurance Group
Contra Costa Water District
Corcoran Unified School District
Corning Union Elementary School District
Corning Union High School District
Cotati Rohnert Park Unified School District
Cottonwood Union Elementary School District
County of Alameda
County of Amador
County of Butte
County of Calaveras
County of Colusa
County of Contra Costa
County of Contra Costa Superior Court of California
County of Del Norte
County of Fresno
County of Glenn
County of Humboldt
County of Imperial
County of Imperial Superior Court of California
County of Inyo
County of Inyo Superior Court of California
County of Kern
County of Kern Superior Court of California
County of Kings
County of Lake
County of Lassen
County of Los Angeles
County of Los Angeles Superior Court of California
County of Madera
County of Madera Superior Court of California
County of Marin
County of Mariposa
County of Mendocino
County of Merced
County of Merced Superior Court of California
County of Modoc
County of Mono
County of Monterey

State of California ex rel. Sherwin v. Office Depot, Inc.

Ex. 1 to Order Approving Settlement:
Parties Bound by Order

County of Napa
County of Nevada
County of Orange
County of Orange Superior Court of California
County of Placer
County of Placer Superior Court of California
County of Plumas
County of Plumas Superior Court of California
County of Riverside
County of Sacramento
County of Sacramento Superior Court of California
County of San Benito
County of San Bernardino
County of San Diego
County of San Diego Superior Court of California
County of San Luis Obispo
County of San Luis Obispo Superior Court of California
County of San Mateo
County of San Mateo Superior Court of California
County of Santa Barbara
County of Santa Cruz
County of Shasta
County of Sierra
County of Sierra Superior Court of California
County of Siskiyou
County of Siskiyou Superior Court of California
County of Solano
County of Solano Superior Court of California
County of Sonoma
County of Stanislaus
County of Sutter
County of Sutter Superior Court of California
County of Tehama
County of Trinity
County of Trinity Superior Court of California
County of Trinity University of California Cooperative Extension
County of Tulare
County of Tulare Superior Court of California
County of Tulare University of California Cooperative Extension
County of Tuolumne
County of Ventura
County of Yolo
County of Yuba
County of Yuba Superior Court of California
Covina Valley Unified School District

State of California ex rel. Sherwin v. Office Depot, Inc.

Ex. 1 to Order Approving Settlement:
Parties Bound by Order

Crestline Sanitation District
CSAC Excess Insurance Authority
Cucamonga School District
Cucamonga Valley Water District
Cuesta College
Culver City Unified School District
Cupertino Unified School District
Curtis Creek School District
Cutler Orosi Joint Unified School District
Davis Joint Unified School District
Deer Springs Fire Protection District
Del Norte County Unified School District
Del Paso Heights School District
Delano Joint Union High School District
Delano Union School District
Delhi School District
Delta Diablo Sanitation District
Delta View Joint Union School District
Denair Unified School District
Desert Water Agency
Dinuba Unified School District
Dixie School District
Dixon Unified School District
Dobbins Oregon House Fire Protection District
Dos Palos Unified School District
Downieville Fire Protection District
Dry Creek Elementary School
Dublin Unified School District
Dunham School District
Dunsmuir Elementary School District
Dunsmuir Joint Union High School District
Durham Unified School District
Earlimart School District
East Bay Regional Park District
East Side Union High School District
East Whittier City School District
Eastern Municipal Water District
Eden Area Regional Occupation Program
Edison School District
El Dorado Irrigation District
El Dorado Union High School District
El Monte City School District
El Monte Union High School District
El Rancho Unified School District
El Tejon Unified School District

State of California ex rel. Sherwin v. Office Depot, Inc.

Ex. 1 to Order Approving Settlement:
Parties Bound by Order

Elkins Elementary School District
Emery Unified School District
Empire Union School District
Encina Wastewater Authority
Enterprise Elementary School District
Escalon Unified School District
Esparto Unified School District
Etiwanda School District
Etna Elementary School District
Eureka Union School District
Evergreen School District
Evergreen Union School District
Exeter Public Schools
Fair Oaks Water District
Fairfax School District
Fairfield Suisun Unified School District
Fall River Unified School District
Farmersville Unified School District
Feather River Air Quality Management District
Fillmore Unified School District
Firebaugh Las Deltas Unified School District
Flournoy Union Elementary School District
Folsom Cordova Unified School District
Fontana Unified School District
Foothill De Anza Community College District
Forestville Unified School District
Forks of Salmon Elementary School District
Fort Bragg Unified School District
Fort Ross Elementary School District
Fort Sage Unified School District
Fowler Unified School District
Franklin McKinley School District
Fremont Unified School District
French Gulch Whiskeytown Elementary School District
Fresno City College
Fresno County Local Agency Formation Commission
Fresno Madera Area Agency on Aging
Fresno Mosquito and Vector Control District
Fresno Pacific University
Fresno Unified School District
Fresno Westside Mosquito Abatement District
Fruitvale School District
Galt Joint Union Elementary School District
Garvey School District
Gateway Unified School District

State of California ex rel. Sherwin v. Office Depot, Inc.

Ex. 1 to Order Approving Settlement:
Parties Bound by Order

Gavilan Joint Community College District
Gerber Union Elementary School District
Geyserville Unified School District
Gilroy Unified School District
Glendale Unified School District
Gold Oak Union School District
Gold Trail School District
Golden Feather Unified School District
Golden Gate Bridge, Highway and Transportation District
Golden Plains Unified School District
Golden Valley Unified School District
Goleta Union School District
Gonzales Unified School District
Grant Elementary School District
Grant Union High School
Grass Valley School District
Gravenstein Unified School District
Greenfield Union School District
Gridley Unified School District
Grizzly Flats Community Services District
Grossmont Union High School District
Groveland Unified School District
Guadalupe Union School District
Guernville School District
Gustine Unified School District
Hamilton Unified School District
Hanford Elementary School District
Happy Camp Fire Protection District
Happy Valley School District
Harmony Unified School District
Hart Ransom Union School District
Hartnell Community College
Hawthorne Unified School District
Hayward Area Recreation and Park District
Hayward Unified School District
Healdsburg District Hospital
Healdsburg Unified School District
Helendale Community Services District
Hemet Unified School District
Hesperia Unified School District
Hickman Elementary School
Highlands Recreation District
Hillsborough City School District
Hilmar Unified School District
Hollister School District

State of California ex rel. Sherwin v. Office Depot, Inc.

Ex. 1 to Order Approving Settlement:
Parties Bound by Order

Hope Elementary School District
Horicon Elementary School District
Housing Authority of the City of Livermore
Housing Authority of the County of Stanislaus
Howell Mountain Elementary School District
Hughson Union School District
Humboldt #1 Fire Protection District
Huntington Beach City Elementary School District
Igo Ono Platina School District
Indian Springs School District
Inland Empire Utilities Agency
Irvine Ranch Water District
Jamestown Elementary School District
Janesville School District
Jefferson Elementary School District
Jefferson School District
Jefferson Union High School District
John Swett Unified School District
Junction City Elementary School District
Junction School District
Jurupa Unified School District
Kashia School District
Kelseyville Unified School District
Kentfield School District
Kenwood School District
Kerman Unified School District
Kern Community College
Kern Community College District
Kern County Superintendent of Schools
Kern High School District
Kernville Union School District
Keyes Union Elementary School District
King City Union School District
Kings Canyon Unified School District
Kings County Housing Authority
King's River Union Elementary School District
Kingsburg Joint Union High School District
Kirkwood Elementary School District
Kit Carson Unified School District
Klamath River Union Elementary School District
Konociti Unified School District
La Honda Pescadero Unified School District
La Puente Valley Regional Occupational Program
Lafayette School District
Laguna Elementary School District

State of California ex rel. Sherwin v. Office Depot, Inc.

Ex. 1 to Order Approving Settlement:
Parties Bound by Order

Lagunitas School District
Lake County Office of Education
Lake Elementary School District
Lake Elsinore Unified School District
Lake Hemet Municipal Water District
Lake Tahoe Unified School District
Lakeport Unified School District
Lakeside School District
Lakeside Union School District
Lamont School District
Lancaster School District
Larkspur-Corte Madera School District
Las Lomitas Elementary School District
Las Virgenes Municipal Water District
Las Virgenes Unified School District
Lassen Community College
Lassen Union High School District
Laton Unified School District
Lawndale Elementary School District
Laytonville Unified School District
Le Grand Community Services District
Le Grand Elementary School District
Le Grand Union High School District
Lemoore Union Elementary School District
Lemoore Union High School District
Leucadia Wastewater District
Liberty School District
Liberty Union High School District
Lincoln Unified School District
Linden Unified School District
Lindsay Unified School District
Little Lake City School District
Live Oak Elementary School District
Live Oak Unified School District
Livermore Area Recreation and Park District
Livermore Valley Joint Unified School District
Livingston Union School District
Lodi Unified School District
Loma Prieta Joint Union School District
Lompoc Unified School District
Long Beach City College
Long Beach Unified School District
Long Valley Fire Protection District
Loomis Unified School District
Los Altos School District

State of California ex rel. Sherwin v. Office Depot, Inc.

Ex. 1 to Order Approving Settlement:
Parties Bound by Order

Los Angeles Unified School District
Los Banos Unified School District
Los Gatos Saratoga Joint Union High School District
Los Gatos Unified School District
Los Molinos Unified School District
Los Osos Community Services District
Lost Hills Union School District
Lowell Joint School District
Lower Tule River Irrigation District
Lucerne Elementary School District
Lucia Mar Unified School District
Luther Burbank School District
Madera County Economic Development Commission
Madera Unified School District
Mammoth Lakes Fire Protection District
Mammoth Lakes Police Department
Mammoth Unified School District
Manchester Union School District
Manteca Unified School District
Manton Union School District
Manzanita Unified School District
Marin City Community Services District
Marin Local Agency Formation Commission
Mark Twain Union Elementary School District
Mark West Union School District
Martinez Unified School District
Marysville Joint Unified School District
Maxwell Unified School District
McCloud Union Elementary School District
McFarland Unified School District
McKittrick Elementary School District
McSwain Union Elementary School District
Mendocino Unified School District
Mendota Unified School District
Menlo Park City School District
Merced City School District
Merced College
Meridian Elementary School District
Mesa Consolidated Water District
Metrolink
Metropolitan Education District
Metropolitan Water District of Southern California
Middletown Unified School District
Mid-Peninsula Water District
Midway Heights County Water District

State of California ex rel. Sherwin v. Office Depot, Inc.

Ex. 1 to Order Approving Settlement:
Parties Bound by Order

Mill Valley School District
Millbrae Elementary School District
Millville Area School District
Milpitas Unified School District
Mineral County Water District
MiraCosta Community College District
Modoc Joint Unified School District
Mojave Unified School District
Monroe Elementary School District
Monson Sultana Joint Union Elementary School District
Montague Elementary School District
Monte Rio Union School District
Monte Vista Water District
Montebello Unified School District
Montecito School District
Monterey County Office of Education
Monterey Peninsula College
Monterey Peninsula Unified School District
Monterey-Salinas Transit
Montgomery Elementary School District
Moraga School District
Moraga-Orinda Fire District
Moreland School District
Moreno Valley Unified School District
Morgan Hill Unified School District
Morongo Unified School District
Mother Lode Union School District
Mount Pleasant School District
Mount Shasta Fire Protection District
Mount Union School District
Mountain Communities Healthcare District
Mountain House Elementary School District
Mountain Valley Unified School District
Mountain View Los Altos Union High School District
Mountain View Whisman School District
Mountains Recreation and Conservation Authority
Mt Baldy School District
Mt Pleasant Community School District
Mt Shasta Union Elementary School District
Mt. San Antonio College District
Mt. San Jacinto College
Municipal Water District of Orange County
Muroc Unified School District
Napa County Local Agency Formation Commission
Napa Sanitation District

State of California ex rel. Sherwin v. Office Depot, Inc.

Ex. 1 to Order Approving Settlement:
Parties Bound by Order

Napa Valley Unified School District
Natomas Unified School District
Nevada City School District
Nevada Irrigation District
Nevada Joint Union High School District
Nevada Union High School District
New Haven Unified School District
New Hope Elementary School District
Newark Unified School District
Newcastle School District
Newhall School District
Newman Crows Landing Unified School District
Nicasio School District
Norris School District
North Central Counties Consortium
North Central Fire Protection District
North County Joint Union School District
North County Transit District
North Cow Creek Elementary School District
North Marin Water District
North Monterey County Unified School District
North Orange County Community College
North Orange County Community College District
North Sacramento School District
Northstar Community Services District
Novato Unified School District
Nuestro Elementary School District
Nuview Union School District
Oak Grove School District
Oak Grove Unified School District
Oak Park Unified School District
Oak Run Elementary School District
Oakdale Irrigation District
Oakland Unified School District
Oakley Union School District
Oceanside Unified School District
Oceanview Elementary School District
Ohlone College
Ojai Unified School District
Old Adobe Union School District
Olivenhain Municipal Water District
Omnitrans Transit System
Ontario Montclair School District
Orange Center School District
Orange Coast College

State of California ex rel. Sherwin v. Office Depot, Inc.

Ex. 1 to Order Approving Settlement:
Parties Bound by Order

Orange County Local Agency Formation Commission
Orange County Sheriff's Department
Orange County Vector Control District
Orange County Water District
Orchard School District
Orinda Unified School District
Orland Joint Unified School District
Oroville School District
Oroville Union High School District
Otay Water District
Oxnard School District
Oxnard Union High School District
Pacheco Union School District
Pacific Grove Unified School District
Pacifica School District
Padre Dam Municipal Water District
Pajaro Valley Unified School District
Palermo Unified School District
Palm Drive Health Care District
Palm Springs Unified School District
Palmdale School District
Palo Alto Unified School District
Palo Verde Health Care District
Palomar College
Palos Verdes Peninsula Transit Authority
Palos Verdes Peninsula Unified School District
Panama-Buena Vista Union School District
Paradise Irrigation District
Paradise School District
Paradise Unified School District
Parlier Unified School District
Pasadena Area Community College District
Pasadena Unified School District
Paso Robles Public School District
Pebble Beach Community Services District
Peralta Community College
Perris Elementary School District
Perris Union High School District
Petaluma City Schools
Piedmont Unified School District
Piner-Olivet Union School District
Pioneer Fire Protection District
Pioneer Unified School District
Pittsburg Unified School District
Pixley Union School District

State of California ex rel. Sherwin v. Office Depot, Inc.

Ex. 1 to Order Approving Settlement:
Parties Bound by Order

Placentia Union School District
Placer County Office of Education
Placer Mosquito & Vector Control District
Plainsburg Union Elementary School District
Planada School District
Plaza Elementary School District
Pleasant Ridge Union Elementary School District
Pleasant Valley School District
Pleasant View Elementary School District
Pleasanton Unified School District
Plum Valley School District
Plumas Lake Elementary School District
Plumas Unified School District
Point Arena Joint Unified School District
Pollock Pines School District
Pomona Unified School District
Pond Union School District
Pope Valley Union Elementary School District
Port of Oakland
Port of Stockton
Porterville Unified School District
Portola Valley School District
Potter Valley Community Unified School District
Princeton Joint Unified School District
Quartz Hill Water District
Rainbow Municipal Water District
Raisin City Elementary School District
Rancho Adobe Fire Protection District
Rancho Cucamonga Fire Protection District
Ravenswood City School District
Raymond Knowles Union Elementary School District
Ready Springs Unified School District
Red Bluff Union Elementary School District
Red Bluff Union High School District
Redding School District
Redlands Unified School District
Redwood City School District
Redwoods Community College District
Reed Union School District
Reedley College
Reeds Creek School District
Reef Sunset Unified School District
Rialto Unified School District
Richfield School District
Richgrove School District

State of California ex rel. Sherwin v. Office Depot, Inc.

Ex. 1 to Order Approving Settlement:
Parties Bound by Order

Richland School District
Richmond Elementary School District
Rim of the World Unified School District
Rincon Valley Fire District
Rincon Valley Unified School District
Rio Bravo Greeley Union School District
Rio School District
River Delta Unified School District
Riverbank Unified School District
Riverdale Unified School District
Riverside Local Agency Formation Commission
Riverside Transit Agency
Roberts Ferry School District
Robla Elementary School District
Rocklin Unified School District
Romoland Unified School District
Rosamond Community Services District
Rosedale Unified School District
Roseland School District
Roseville City School District
Roseville Joint Union High School District
Ross School District
Ross Valley Sanitary District
Ross Valley School District
Round Valley Unified School District
Sacramento City Unified School District
Sacramento CUSD
Sacramento Housing and Redevelopment Agency
Salinas City School District
Salinas Union High School District
Salinas Valley Solid Waste Authority
San Bernardino City Unified School District
San Bernardino Community College
San Bernardino Community College District
San Bernardino Valley College
San Bernardino Valley Municipal Water District
San Bruno Park School District
San Carlos Elementary School District
San Diego Convention Center
San Diego County Water Authority
San Diego Unified Port District
San Diego Unified School District
San Francisco Housing Authority
San Francisco Unified School District
San Gabriel Unified School District

State of California ex rel. Sherwin v. Office Depot, Inc.

Ex. 1 to Order Approving Settlement:
Parties Bound by Order

San Gabriel Valley Mosquito and Vector Control District
San Jacinto Unified School District
San Joaquin County Mosquito Vector Control District
San Joaquin Delta Community College District
San Joaquin Valley Air Pollution Control District
San Joaquin Valley Unified School District
San Jose Evergreen Community College District
San Jose Unified School District
San Juan Unified School District
San Leandro Unified School District
San Lorenzo Valley School District
San Luis Coastal Unified School District
San Luis Obispo County Community College District
San Luis Obispo Local Agency Formation Commission
San Marino Unified School District
San Mateo Community College District
San Mateo County Health System
San Mateo County Mosquito Abatement District
San Mateo County Office of Education
San Mateo Foster City
San Mateo Medical Center
San Mateo Union High School District
San Miguel Community Services District
San Miguel Consolidated Fire Protection District
San Miguel Joint School District
San Rafael City Schools
San Ramon Valley Unified School District
Sanger Unified School District
Santa Barbara Community College District
Santa Barbara Unified School District
Santa Clara County Vector Control District
Santa Clara Unified School District
Santa Clara Valley Transportation Authority
Santa Clara Valley Water District
Santa Clarita Valley School Food Service Agency
Santa Cruz City School District
Santa Cruz County Office of Education
Santa Cruz County Regional Transportation Commission
Santa Cruz Metropolitan Transit District
Santa Maria Joint Unified School District
Santa Maria-Bonita School District
Santa Monica Community College District
Santa Paula Unified School District
Santa Rita Union School District
Santee School District

State of California ex rel. Sherwin v. Office Depot, Inc.

Ex. 1 to Order Approving Settlement:
Parties Bound by Order

Saratoga Union School District
Saugus Union School District
Sausalito Marin City School District
Savanna School District
Scott Valley Unified School District
Sebastopol Union Elementary School District
Seiad Elementary School District
Self-Insured Schools of California
Selma Unified School District
Sequoia Union Elementary School District
Sequoia Union High School District
Shandon Unified School District
Shasta Area Safety Communications Agency
Shasta Community Services District
Shasta Elementary School District
Shasta Local Agency Formation Commission
Shasta Trinity Regional Occupation Program
Shasta Union High School District
Shiloh Elementary School District
Shoreline Unified School District
Sierra Plumas Joint Unified School District
Sierra Unified School District
Sierra-Sacramento Valley EMS Agency
Silver Fork School District
Simi Valley Unified School District
Siskiyou County Regional Occupational Program
Siskiyou Union High School District
Solana Beach School District
Solano Community College
Solano Irrigation District
Solano Transportation Authority
Soledad Unified School District
Sonoma County Law Library
Sonoma County Water Agency
Sonoma Marin Area Rail Transit
Sonoma State University
Sonoma Valley Hospital
Sonoma Valley Unified School District
Sonoma Union High School District
Soulsbyville School District
South Bay Environmental Services Center
South Bay Regional Public Safety Training
South Bayside System Authority
South Coast Air Quality Management District
South Fork Union School District

State of California ex rel. Sherwin v. Office Depot, Inc.

Ex. 1 to Order Approving Settlement:
Parties Bound by Order

South Humboldt Unified School District
South Pasadena Unified School District
South San Francisco Unified School District
South Tahoe Public Utility District
South Whittier School District
Southeast Regional Occupational Program
Southern California Association of Governments
Southern California Public Power Authority
Southern California Regional Occupational Center
Southern Kern Unified School District
Southern Trinity Joint Unified School District
Southwest Transportation Agency
Southwestern Community College
St Helena Unified School District
Standard School District
Stanislaus Unified School District
State Center Community College District
Stone Corral Elementary School District
Strathmore Union Elementary School District
Sulphur Springs School District
Summerville Elementary School District
Summerville Union High School District
Sundale Union School District
Sunline Transit Agency
Sunnyside Union Elementary School District
Sunnyvale School District
Superior Court of Marin County
Surprise Valley Joint Unified School District
Susanville Elementary School District
Sutter Union High School District
Sweetwater Union High School District
Sylvan Union School District
Taft City School District
Taft Union High School District
Tahoe Truckee Sanitation Agency
Tahoe Truckee Unified School District
Tamalpais Unified High School District
Techapi Police Department
Tehachapi Unified School District
Temecula Valley Unified School District
Temple City Unified School District
Templeton Unified School District
Terra Bella Union School District
Thermalito Union School District
Three Valleys Municipal Water District

State of California ex rel. Sherwin v. Office Depot, Inc.

Ex. 1 to Order Approving Settlement:
Parties Bound by Order

Torrance Unified School District
Town of Apple Valley
Town of Atherton
Town of Discovery Bay
Town of Los Altos Hills
Town of Los Gatos
Town of Paradise
Town of Portola Valley
Town of San Anselmo
Town of Windsor
Town of Woodside
Town of Yountville
Tracy Unified School District
Transportation Agency for Monterey County
Travis Unified School District
Tri-Dam Project
Trinity Alps Unified School District
Trinity Public Utilities District
Tri-Valley Regional Occupation Program
Truckee Donner Parks and Recreation
Tulare City School District
Tulare Irrigation District
Tulare Joint Union High School District
Tulare Lake Basin Water Storage District
Tulelake Basin Joint Unified School District
Tulelake Police Department
Turlock Unified School District
Twain Harte Long Barn Union Elementary School District
Twin Hills Union School District
Twin Ridges Elementary School District
Twin Rivers Unified School District
Two Rock School District
Ukiah Unified School District
Union Elementary School District
Union Sanitary District
United Water Conservation District
University of California Berkeley
University of California Davis
University of California Riverside
University of California San Diego
University of California San Francisco
University of California Santa Barbara
University of California Santa Cruz
Upland Unified School District
Upper Lake Union School District

State of California ex rel. Sherwin v. Office Depot, Inc.

Ex. 1 to Order Approving Settlement:
Parties Bound by Order

Vacaville Unified School District
Vallecito Union School District
Vallejo City Unified School District
Vallejo Sanitation and Flood Control District
Valley Center Fire Protection District
Valley Center Parks and Recreation District
Valley of the Moon Water District
Valley Regional Occupational Program
Ventura County Community College District
Ventura Local Agency Formation Commission
Ventura Regional Sanitation District
Ventura Unified School District
Vineland School District
Visalia Unified School District
Walnut Creek School District
Wasco Recreation and Parks District
Wasco Union Elementary School District
Wasco Union High School District
Washington Colony Elementary School District
Washington Union Elementary School District
Washington Union High School District
Water Replenishment District of Southern California
Waterford Elementary School District
Waugh School District
Waukena Joint Union School District
Weaver Union School District
Weaverville Community Services District
Weaverville Fire Protection District
Weed Union Elementary School District
West Basin Municipal Water District
West Bay Sanitary District
West Contra Costa Unified School District
West Covina Unified School District
West Fresno School District
West Hills Community College District
West Kern Community College District
West Kern Water District
West Park Elementary School
West Side Union School District
West Sonoma County School District
Western Municipal Water District
Western Placer Unified School District
Westlands Water District
Westwood Unified School District
Wheatland Elementary School District

State of California ex rel. Sherwin v. Office Depot, Inc.

Ex. 1 to Order Approving Settlement:
Parties Bound by Order

Wheatland Union High School District
Whitmore Union Elementary School District
William S. Hart Union High School District
Willits Unified School District
Willows Unified School District
Wilmar Union Elementary School District
Windsor Unified School District
Winton School District
Woodlake Elementary School District
Woodlake Union High School
Woodland Joint Unified School District
Woodville Union School District
Wright School District
Yosemite Unified School District
Yreka Union Elementary School District
Yreka Union High School District
Yuba City Unified School District
Yuba Community College District
Yuba County Water Agency
Zone 7 Water Agency

COPY

ORIGINAL FILED

REC'D
JAN 13 2015
FILING WINDOW

FEB 11 2015

LOS ANGELES
SUPERIOR COURT

SUPERIOR COURT OF THE STATE OF CALIFORNIA
FOR THE COUNTY OF LOS ANGELES, CENTRAL DISTRICT

State of California *et al.*, *ex rel.* David
Sherwin,

Plaintiff(s),

v.

Office Depot, Inc.,

Defendant.

Case No. BC410135

~~PROPOSED~~ ORDER GRANTING
MOTION FOR APPROVAL OF
ALLOCATION OF SETTLEMENT FUND

Judge: Hon. Dalila C. Lyons
Dept.: 20

Case Filed: March 20, 2009
Trial Date: July 27, 2015 at 9:30 a.m.

TO THE CLERK, ALL PARTIES, AND THEIR ATTORNEYS OF RECORD:

On November 18, 2014, at 1:30 p.m. in Department 20 of the above-entitled Court, the State of California *et al.*, *ex rel.* David Sherwin's Motion for Approval Of Dismissal Pursuant To Settlement Agreement; Allocation Of Settlement Fund; Award Of Relator's Share; And Order To Comply With Settlement And Allocation Plan ("Motion") came on for regularly scheduled hearing before the Honorable Kevin C. Brazile, Judge Presiding. Appearances are reflected on the record.

Due and adequate notice having been given of the motion and the settlement, and the Court having considered the moving papers and the proposed Settlement Agreement, including all

{00062531; 1 }

[PROPOSED] ORDER GRANTING JOINT MOTION FOR APPROVAL OF SETTLEMENT

1201176.4

BY FAX

1 attachments thereto, and any opposition or objections to the Motion, and the arguments of counsel
2 at hearing, and all other matters properly presented to the Court in relation thereto, and good cause
3 appearing therefore, IT IS HEREBY ORDERED, ADJUDGED AND DECREED THAT:

4 1. This Order incorporates by reference the Allocation Plan attached hereto as Exhibit

5 1. All terms used herein shall have the same meanings set forth in the Settlement
6 Agreement.

7 2. The Court holds that the Allocation Plan's distribution of the Settlement Amount to
8 the Government Entities is in all respects fair, adequate, and reasonable and in the
9 best interests of the parties involved, and serves the public purposes behind the
10 CFCA.

11 3. Accordingly, the Court ORDERS that the Settlement Amount shall be distributed
12 to the Government Entities pursuant to the Allocation Plan attached as Exhibit 1
13 hereto. However, notwithstanding anything to the contrary in this Order, to the
14 extent that Exhibit A to the Settlement Agreement recites relator's share
15 percentages that conflict with this Court's Order Approving Award of Relator's
16 Share, the terms of the Court's Order Approving Award of Relator's Share (and not
17 the relator's share percentages set forth in Exhibit A to the Settlement Agreement)
18 shall govern.

19 4. The Court shall enter separate Orders approving dismissal pursuant to settlement
20 agreement and the payment of Relator David Sherwin's shares in the settlement
21 pursuant to Government Code Section 12652(g)(2) & (3).

22
23 IT IS SO ORDERED.

24 DATED: 2/11/15

25 **DALILA CORRAL LYONS**

26
27 Honorable Dalila C. Lyons

EXHIBIT 1

State of California ex rel. Sherwin v. Office Depot, Inc.

Exhibit 1: Approved Plan of Allocation

	Real Party in Interest	Settlement Allocation	Relator's Share %	Relator's Share	Net Allocation
Intervenors	Baldwin Park Unified School District	\$ 313,263.04	*	*	*
	City of Azusa	\$ 68,170.06	*	*	*
	City of Colton	\$ 107,406.06	*	*	*
	City of Corona	\$ 294,885.43	*	*	*
	City of Davis	\$ 20,443.44	*	*	*
	City of Fontana	\$ 202,029.85	*	*	*
	City of Indian Wells	\$ 22,217.47	*	*	*
	City of Los Angeles	\$ 11,661,827.37	*	*	*
	City of Santa Maria	\$ 124,767.85	*	*	*
	City of Shafter	\$ 44,750.75	*	*	*
	City of Woodland	\$ 124,731.73	*	*	*
	County of Santa Clara	\$ 3,000,000.00	*	*	*
	Elk Grove Unified School District	\$ 203,858.39	*	*	*
	Merced Union High School District	\$ 120,011.99	*	*	*
	Monrovia Unified School District	\$ 5,411.76	*	*	*
	Rowland Unified School District	\$ -	*	*	*
	San Joaquin County Office of Education	\$ 419,187.30	*	*	*
	Stanislaus County Office of Education	\$ 164,270.98	*	*	*
	Stockton Unified School District	\$ 524,497.45	*	*	*
Non-Intervenors	County of Los Angeles	\$ 3,897,606.90	38%	\$ 1,481,090.62	\$ 2,416,516.28
	ABC Unified School District	\$ -			\$ -
	Acalanes Union High School District	\$ 19,708.56	38%	\$ 7,489.25	\$ 12,219.31
	Acton-Agua Dulce Unified School District	\$ 128.02	38%	\$ 48.65	\$ 79.37
	Alameda Unified School District	\$ 40,448.56	38%	\$ 15,370.45	\$ 25,078.11
	Albany Unified School District	\$ 14,549.57	38%	\$ 5,528.84	\$ 9,020.74
	Alexander Valley School District	\$ 970.05	38%	\$ 368.62	\$ 601.43
	Alhambra High School District	\$ 209,695.77	38%	\$ 79,684.39	\$ 130,011.38
	Alhambra Unified School District	\$ 53.47	38%	\$ 20.32	\$ 33.15
	Allan Hancock College	\$ 92,805.89	38%	\$ 35,266.24	\$ 57,539.65
	Allensworth Elementary School District	\$ 2,320.30	38%	\$ 881.72	\$ 1,438.59
	Alpaugh Unified School District	\$ 5,714.69	38%	\$ 2,171.58	\$ 3,543.11
	Alpine Fire Protection District	\$ 96.28	38%	\$ 36.59	\$ 59.70
	Alta Loma School District	\$ -			\$ -
	Alta Vista School District	\$ 1,345.14	38%	\$ 511.15	\$ 833.99
	Alum Rock Union School District	\$ 169,848.04	38%	\$ 64,542.26	\$ 105,305.78
	Alvina Elementary School District	\$ 914.28	38%	\$ 347.42	\$ 566.85
	Amador Local Agency Formation Commission	\$ -			\$ -
	American Union Elementary School District	\$ -			\$ -
	Anderson Union High School District	\$ 16,830.44	38%	\$ 6,395.57	\$ 10,434.87
	Anderson Valley Unified School District	\$ 918.21	38%	\$ 348.92	\$ 569.29
	Antelope Elementary School District	\$ -			\$ -
	Antelope Valley High School District	\$ 183,837.37	38%	\$ 69,858.20	\$ 113,979.17
	Antelope Valley Junior College District	\$ 51,577.68	38%	\$ 19,599.52	\$ 31,978.16
	Antioch Unified School District	\$ 588.29	38%	\$ 223.55	\$ 364.74
	Arcadia Unified School District	\$ 57,229.07	38%	\$ 21,747.05	\$ 35,482.03
	Arden Manor Recreation and Park District	\$ -			\$ -
	Armona Union Elementary School District	\$ 2,233.70	38%	\$ 848.81	\$ 1,384.90
	Aromas San Juan Unified School District	\$ -			\$ -
	Arvin Union School District	\$ 25,387.46	38%	\$ 9,647.24	\$ 15,740.23
	Atascadero Unified School District	\$ 31,044.50	38%	\$ 11,796.91	\$ 19,247.59
	Atwater School District	\$ -			\$ -
	Auburn Area Recreation District	\$ 1,278.40	38%	\$ 485.79	\$ 792.61

*Where indicated by an asterisk, the Relator's share shall be in accordance with the separate written agreement between the Government Entity and the Relator

State of California ex rel. Sherwin v. Office Depot, Inc.

Exhibit 1: Approved Plan of Allocation

Real Party in Interest	Settlement Allocation	Relator's Share %	Relator's Share	Net Allocation
Bakersfield City School District	\$ 36,183.90	38%	\$ 13,749.88	\$ 22,434.02
Baldy View Regional Occupation Program	\$ 34,546.82	38%	\$ 13,127.79	\$ 21,419.03
Bangor Union Elementary School District	\$ 1,567.49	38%	\$ 595.64	\$ 971.84
Banning Unified School District	\$ 68,541.43	38%	\$ 26,045.74	\$ 42,495.69
Bass Lake School District	\$ 465.46	38%	\$ 176.88	\$ 288.59
Bassett Unified School District	\$ 19,716.15	38%	\$ 7,492.14	\$ 12,224.01
Bay Area Rapid Transit	\$ 316,488.48	38%	\$ 120,265.62	\$ 196,222.86
Bear Valley Unified School District	\$ 46,437.48	38%	\$ 17,646.24	\$ 28,791.24
Beaumont Unified School District	\$ 10,208.47	38%	\$ 3,879.22	\$ 6,329.25
Beaumont-Cherry Valley Recreation & Park District	\$ -			\$ -
Bella Vista Elementary School District	\$ 1,834.49	38%	\$ 697.10	\$ 1,137.38
Bellevue School District	\$ 629.15	38%	\$ 239.08	\$ 390.07
Bellevue Union School District	\$ -			\$ -
Bellflower Unified School District	\$ 23,127.44	38%	\$ 8,788.43	\$ 14,339.01
Belmont Redwood Shores School District	\$ -			\$ -
Benicia Unified School District	\$ 31,171.82	38%	\$ 11,845.29	\$ 19,326.53
Bennett Valley Union School District	\$ 1,794.98	38%	\$ 682.09	\$ 1,112.89
Berkeley Unified School District	\$ 65,293.75	38%	\$ 24,811.63	\$ 40,482.13
Berryessa Union School District	\$ 637.46	38%	\$ 242.24	\$ 395.23
Beverly Hills High School District	\$ 13,371.79	38%	\$ 5,081.28	\$ 8,290.51
Beverly Hills Unified School District	\$ 43,386.02	38%	\$ 16,486.69	\$ 26,899.33
Big Lagoon Union Elementary School District	\$ -			\$ -
Big Pine Unified School District	\$ 148.36	38%	\$ 56.38	\$ 91.98
Big Valley Joint Union School District	\$ 3,281.45	38%	\$ 1,246.95	\$ 2,034.50
Biggs Unified School District	\$ -			\$ -
Bishop Union Elementary School District	\$ -			\$ -
Black Butte Elementary School District	\$ 3,096.07	38%	\$ 1,176.50	\$ 1,919.56
Black Oak Mine Unified School District	\$ 270.01	38%	\$ 102.60	\$ 167.40
Bolinas School District	\$ 4,705.13	38%	\$ 1,787.95	\$ 2,917.18
Bonita Unified School District	\$ 15,877.77	38%	\$ 6,033.55	\$ 9,844.22
Bonita-Sunnyside Fire Protection District	\$ 128.48	38%	\$ 48.82	\$ 79.66
Bonny Doon Union Elementary School District	\$ 1,204.75	38%	\$ 457.81	\$ 746.95
Brawley School District	\$ -			\$ -
Brentwood Union School District	\$ -			\$ -
Brittan School District	\$ 2,499.90	38%	\$ 949.96	\$ 1,549.94
Buckeye Unified School District	\$ -			\$ -
Buckingham Park Water Protection District	\$ -			\$ -
Burbank Unified School District	\$ 6,824.54	38%	\$ 2,593.32	\$ 4,231.21
Burlingame Elementary School District	\$ -			\$ -
Burney Fire Protection District	\$ 1,639.56	38%	\$ 623.03	\$ 1,016.53
Burton School District	\$ 1,969.81	38%	\$ 748.53	\$ 1,221.28
Butte College	\$ 130,521.50	38%	\$ 49,598.17	\$ 80,923.33
Butte County Air Quality Management District	\$ -			\$ -
Butte County Office of Education	\$ 7,973.70	38%	\$ 3,030.01	\$ 4,943.69
Butte Valley Unified School District	\$ 7,909.56	38%	\$ 3,005.63	\$ 4,903.93
Butte-Glenn Community College District	\$ 1,020.05	38%	\$ 387.62	\$ 632.43
Byron Union School District	\$ 491.60	38%	\$ 186.81	\$ 304.79
Cabrillo Community College District	\$ 116.90	38%	\$ 44.42	\$ 72.48
Cabrillo Unified School District	\$ 11,302.78	38%	\$ 4,295.06	\$ 7,007.72
Calaveras Unified School District	\$ -			\$ -
California Association for Park & Recreation Indemnity	\$ 205.46	38%	\$ 78.07	\$ 127.38

*Where indicated by an asterisk, the Relator's share shall be in accordance with the separate written agreement between the Government Entity and the Relator

State of California ex rel. Sherwin v. Office Depot, Inc.

Exhibit 1: Approved Plan of Allocation

Real Party in Interest	Settlement Allocation	Relator's Share %	Relator's Share	Net Allocation
California State University Fresno	\$ 55,443.50	38%	\$ 21,068.53	\$ 34,374.97
California State University Fullerton	\$ 2,489.91	38%	\$ 946.17	\$ 1,543.74
California State University Stanislaus	\$ 851.95	38%	\$ 323.74	\$ 528.21
Calistoga Elementary School District	\$ 3,473.08	38%	\$ 1,319.77	\$ 2,153.31
Calleguas Municipal Water District	\$ 9,309.58	38%	\$ 3,537.64	\$ 5,771.94
Cambrian School District	\$ 1,884.88	38%	\$ 716.25	\$ 1,168.62
Campbell Union School District	\$ 23,610.64	38%	\$ 8,972.04	\$ 14,638.60
Canyon School District	\$ 1,126.41	38%	\$ 428.04	\$ 698.37
Capay Joint Union Elementary School District	\$ 685.69	38%	\$ 260.56	\$ 425.13
Carmel Unified School District	\$ 33,940.75	38%	\$ 12,897.49	\$ 21,043.27
Caruthers Unified School District	\$ 1,821.26	38%	\$ 692.08	\$ 1,129.18
Cascade Union Elementary School District	\$ 5,086.35	38%	\$ 1,932.81	\$ 3,153.54
Casitas Municipal Water District	\$ 6,809.87	38%	\$ 2,587.75	\$ 4,222.12
Castaic Lake Water Agency	\$ 2,347.78	38%	\$ 892.16	\$ 1,455.62
Castaic Union School District	\$ 6,083.02	38%	\$ 2,311.55	\$ 3,771.47
Castle Rock Unified School District	\$ 2,122.94	38%	\$ 806.72	\$ 1,316.23
Castroville Community Services District	\$ 2,364.20	38%	\$ 898.39	\$ 1,465.80
Cawelo Water District	\$ 40.25	38%	\$ 15.29	\$ 24.95
Cayucos Elementary School District	\$ -			\$ -
Center Unified School District	\$ 10,301.63	38%	\$ 3,914.62	\$ 6,387.01
Centinela Valley Union High School District	\$ -			\$ -
Central Basin Municipal Water District	\$ 14,211.23	38%	\$ 5,400.27	\$ 8,810.96
Central CA Child Development Services	\$ 21,171.92	38%	\$ 8,045.33	\$ 13,126.59
Central California Tristeza Eradication Agency	\$ 4,223.24	38%	\$ 1,604.83	\$ 2,618.41
Central Contra Costa Sanitary District	\$ 78,991.61	38%	\$ 30,016.81	\$ 48,974.80
Central Marin Sanitation Agency	\$ 23.39	38%	\$ 8.89	\$ 14.50
Central School District	\$ -			\$ -
Central Unified School District	\$ 85,798.12	38%	\$ 32,603.29	\$ 53,194.83
Central Union Elementary School District	\$ 6,903.84	38%	\$ 2,623.46	\$ 4,280.38
Chabot-Los Positas Community College District	\$ -			\$ -
Charter Oak Unified School District	\$ 20,219.53	38%	\$ 7,683.42	\$ 12,536.11
Chawanakee Unified School District	\$ 169.49	38%	\$ 64.41	\$ 105.09
Chico Area Recreation and Park District	\$ 8,753.82	38%	\$ 3,326.45	\$ 5,427.37
Chico Unified School District	\$ -			\$ -
Chino Valley Unified School District	\$ -			\$ -
Chowchilla Elementary School District	\$ 1,906.74	38%	\$ 724.56	\$ 1,182.18
Chualar Union School District	\$ 3,104.07	38%	\$ 1,179.55	\$ 1,924.52
Cinnabar School District	\$ 1,320.16	38%	\$ 501.66	\$ 818.50
Citrus Community College	\$ 137,318.14	38%	\$ 52,180.89	\$ 85,137.25
Citrus Heights Water District	\$ 1,130.35	38%	\$ 429.53	\$ 700.82
City of Adelanto	\$ -			\$ -
City of Agoura Hills	\$ 6,987.40	38%	\$ 2,655.21	\$ 4,332.19
City of Albany	\$ 28,318.84	38%	\$ 10,761.16	\$ 17,557.68
City of Alhambra	\$ 3,447.17	38%	\$ 1,309.92	\$ 2,137.24
City of Alturas	\$ 299.53	38%	\$ 113.82	\$ 185.71
City of American Canyon	\$ 20,000.73	38%	\$ 7,600.28	\$ 12,400.45
City of Anaheim	\$ 319,966.41	38%	\$ 121,587.24	\$ 198,379.17
City of Anderson	\$ 22,904.02	38%	\$ 8,703.53	\$ 14,200.49
City of Antioch	\$ -			\$ -
City of Arcadia	\$ 14,193.54	38%	\$ 5,393.55	\$ 8,799.99
City of Arroyo Grande	\$ 11,053.93	38%	\$ 4,200.49	\$ 6,853.43
City of Artesia	\$ 12,526.13	38%	\$ 4,759.93	\$ 7,766.20
City of Atascadero	\$ 17,920.11	38%	\$ 6,809.64	\$ 11,110.47

*Where indicated by an asterisk, the Relator's share shall be in accordance with the separate written agreement between the Government Entity and the Relator

State of California ex rel. Sherwin v. Office Depot, Inc.

Exhibit 1: Approved Plan of Allocation

Real Party in Interest	Settlement Allocation	Relator's Share %	Relator's Share	Net Allocation
City of Atwater	\$ -		\$ -	\$ -
City of Auburn	\$ 1,403.04	38%	\$ 533.16	\$ 869.89
City of Avenal	\$ 11,335.75	38%	\$ 4,307.58	\$ 7,028.16
City of Bakersfield	\$ -		\$ -	\$ -
City of Banning	\$ 16,689.08	38%	\$ 6,341.85	\$ 10,347.23
City of Beaumont	\$ 1,176.47	38%	\$ 447.06	\$ 729.41
City of Bellflower	\$ 0.88	38%	\$ 0.34	\$ 0.55
City of Belmont	\$ 8,433.14	38%	\$ 3,204.59	\$ 5,228.55
City of Benicia	\$ 1.09	38%	\$ 0.41	\$ 0.67
City of Berkeley	\$ 30,099.25	38%	\$ 11,437.72	\$ 18,661.54
City of Biggs	\$ 113.41	38%	\$ 43.10	\$ 70.31
City of Bishop	\$ -		\$ -	\$ -
City of Brea	\$ 60,850.14	38%	\$ 23,123.05	\$ 37,727.09
City of Brentwood	\$ 82,247.72	38%	\$ 31,254.13	\$ 50,993.58
City of Buena Park	\$ 4,800.03	38%	\$ 1,824.01	\$ 2,976.02
City of Burbank	\$ 264,600.83	38%	\$ 100,548.32	\$ 164,052.52
City of Burlingame	\$ 434.55	38%	\$ 165.13	\$ 269.42
City of Calabasas	\$ 3,180.44	38%	\$ 1,208.57	\$ 1,971.88
City of California City	\$ 1,205.89	38%	\$ 458.24	\$ 747.65
City of Calimesa	\$ 5,518.61	38%	\$ 2,097.07	\$ 3,421.54
City of Calistoga	\$ 17,293.94	38%	\$ 6,571.70	\$ 10,722.24
City of Camarillo	\$ 7,202.54	38%	\$ 2,736.97	\$ 4,465.58
City of Campbell	\$ 7.47	38%	\$ 2.84	\$ 4.63
City of Carmel	\$ 13,878.56	38%	\$ 5,273.85	\$ 8,604.71
City of Carson	\$ 1,381.74	38%	\$ 525.06	\$ 856.68
City of Cathedral City	\$ 4,925.27	38%	\$ 1,871.60	\$ 3,053.67
City of Cerritos	\$ -		\$ -	\$ -
City of Chatsworth	\$ 135.59	38%	\$ 51.52	\$ 84.06
City of Chico	\$ 45,949.43	38%	\$ 17,460.78	\$ 28,488.65
City of Chino	\$ 81,634.24	38%	\$ 31,021.01	\$ 50,613.23
City of Chowchilla	\$ 25,894.86	38%	\$ 9,840.05	\$ 16,054.82
City of Citrus Heights	\$ 407.62	38%	\$ 154.89	\$ 252.72
City of Claremont	\$ 3,644.70	38%	\$ 1,384.98	\$ 2,259.71
City of Clayton	\$ 8,081.04	38%	\$ 3,070.80	\$ 5,010.25
City of Clearlake	\$ 120.02	38%	\$ 45.61	\$ 74.41
City of Cloverdale	\$ 12,485.90	38%	\$ 4,744.64	\$ 7,741.26
City of Clovis	\$ 169,925.54	38%	\$ 64,571.71	\$ 105,353.83
City of Coalinga	\$ 12,706.48	38%	\$ 4,828.46	\$ 7,878.02
City of Colusa	\$ -		\$ -	\$ -
City of Commerce	\$ 42,178.40	38%	\$ 16,027.79	\$ 26,150.61
City of Compton	\$ 70,653.39	38%	\$ 26,848.29	\$ 43,805.10
City of Concord	\$ 58,984.22	38%	\$ 22,414.00	\$ 36,570.22
City of Corcoran	\$ 21,637.24	38%	\$ 8,222.15	\$ 13,415.09
City of Corning	\$ 2,675.94	38%	\$ 1,016.86	\$ 1,659.09
City of Coronado	\$ 26,657.58	38%	\$ 10,129.88	\$ 16,527.70
City of Costa Mesa	\$ 70,186.81	38%	\$ 26,670.99	\$ 43,515.82
City of Cotati	\$ 8,278.26	38%	\$ 3,145.74	\$ 5,132.52
City of Cupertino	\$ 39,690.84	38%	\$ 15,082.52	\$ 24,608.32
City of Daly City	\$ 71,790.00	38%	\$ 27,280.20	\$ 44,509.80
City of Del Mar	\$ 10,852.34	38%	\$ 4,123.89	\$ 6,728.45
City of Del Ray Oaks	\$ 6,534.65	38%	\$ 2,483.17	\$ 4,051.48
City of Delano	\$ 14,865.77	38%	\$ 5,648.99	\$ 9,216.77
City of Desert Hot Springs	\$ 18,986.11	38%	\$ 7,214.72	\$ 11,771.39

*Where indicated by an asterisk, the Relator's share shall be in accordance with the separate written agreement between the Government Entity and the Relator

State of California ex rel. Sherwin v. Office Depot, Inc.

Exhibit 1: Approved Plan of Allocation

Real Party in Interest	Settlement Allocation	Relator's Share %	Relator's Share	Net Allocation
City of Dinuba	\$ 6,650.02	38%	\$ 2,527.01	\$ 4,123.02
City of Dixon	\$ 14,160.61	38%	\$ 5,381.03	\$ 8,779.58
City of Downey	\$ 77,062.50	38%	\$ 29,283.75	\$ 47,778.75
City of Dublin	\$ 27,279.60	38%	\$ 10,366.25	\$ 16,913.35
City of East Palo Alto	\$ 56,400.26	38%	\$ 21,432.10	\$ 34,968.16
City of El Cajon	\$ 1,498.67	38%	\$ 569.50	\$ 929.18
City of El Centro	\$ 578.41	38%	\$ 219.80	\$ 358.61
City of El Cerrito	\$ -			\$ -
City of El Monte	\$ 50,299.39	38%	\$ 19,113.77	\$ 31,185.62
City of El Segundo	\$ 56,028.95	38%	\$ 21,291.00	\$ 34,737.95
City of Emeryville	\$ 398.62	38%	\$ 151.48	\$ 247.15
City of Encinitas	\$ 1,472.50	38%	\$ 559.55	\$ 912.95
City of Escondido	\$ 150.93	38%	\$ 57.35	\$ 93.58
City of Eureka	\$ 59.39	38%	\$ 22.57	\$ 36.82
City of Exeter	\$ 7,164.28	38%	\$ 2,722.43	\$ 4,441.85
City of Fairfield	\$ 140,009.78	38%	\$ 53,203.72	\$ 86,806.06
City of Farmersville	\$ 8,413.29	38%	\$ 3,197.05	\$ 5,216.24
City of Folsom	\$ 247.88	38%	\$ 94.20	\$ 153.69
City of Fort Bragg	\$ 9,083.07	38%	\$ 3,451.57	\$ 5,631.50
City of Foster City	\$ 4,523.92	38%	\$ 1,719.09	\$ 2,804.83
City of Fountain Valley	\$ 12,998.57	38%	\$ 4,939.46	\$ 8,059.11
City of Fremont	\$ 200,229.44	38%	\$ 76,087.19	\$ 124,142.25
City of Fresno	\$ 540,747.09	38%	\$ 205,483.89	\$ 335,263.19
City of Fullerton	\$ 143,289.96	38%	\$ 54,450.18	\$ 88,839.77
City of Gardena	\$ 38,966.59	38%	\$ 14,807.30	\$ 24,159.29
City of Gilroy	\$ 387.76	38%	\$ 147.35	\$ 240.41
City of Glendale	\$ 276,514.42	38%	\$ 105,075.48	\$ 171,438.94
City of Glendora	\$ 10,864.45	38%	\$ 4,128.49	\$ 6,735.96
City of Goleta	\$ 24,274.63	38%	\$ 9,224.36	\$ 15,050.27
City of Grand Terrace	\$ 523.32	38%	\$ 198.86	\$ 324.46
City of Greenfield	\$ 17,308.09	38%	\$ 6,577.08	\$ 10,731.02
City of Gridley	\$ 9,976.25	38%	\$ 3,790.98	\$ 6,185.28
City of Grover Beach	\$ 18,320.29	38%	\$ 6,961.71	\$ 11,358.58
City of Half Moon Bay	\$ 16,263.60	38%	\$ 6,180.17	\$ 10,083.43
City of Hanford	\$ 20,425.62	38%	\$ 7,761.74	\$ 12,663.88
City of Hawthorne	\$ 82,298.98	38%	\$ 31,273.61	\$ 51,025.37
City of Hayward	\$ 3,920.12	38%	\$ 1,489.65	\$ 2,430.48
City of Healdsburg	\$ 37,047.67	38%	\$ 14,078.12	\$ 22,969.56
City of Hemet	\$ 13,214.24	38%	\$ 5,021.41	\$ 8,192.83
City of Hermosa Beach	\$ 4,051.66	38%	\$ 1,539.63	\$ 2,512.03
City of Hesperia	\$ 24,204.33	38%	\$ 9,197.64	\$ 15,006.68
City of Holtville	\$ 1,619.48	38%	\$ 615.40	\$ 1,004.08
City of Huntington Beach	\$ 103,378.59	38%	\$ 39,283.87	\$ 64,094.73
City of Imperial Beach	\$ 808.97	38%	\$ 307.41	\$ 501.56
City of Inglewood St	\$ 32,114.11	38%	\$ 12,203.36	\$ 19,910.75
City of Lone	\$ 6,965.28	38%	\$ 2,646.80	\$ 4,318.47
City of Irwindale	\$ 13,149.43	38%	\$ 4,996.78	\$ 8,152.65
City of Kerman	\$ 21,297.73	38%	\$ 8,093.14	\$ 13,204.59
City of King City	\$ 4,788.34	38%	\$ 1,819.57	\$ 2,968.77
City of Kingsburg	\$ 2,213.53	38%	\$ 841.14	\$ 1,372.39
City of La Canada	\$ 11,842.27	38%	\$ 4,500.06	\$ 7,342.21
City of La Mesa	\$ 1,195.22	38%	\$ 454.18	\$ 741.04
City of La Mirada	\$ 672.13	38%	\$ 255.41	\$ 416.72

*Where indicated by an asterisk, the Relator's share shall be in accordance with the separate written agreement between the Government Entity and the Relator

State of California ex rel. Sherwin v. Office Depot, Inc.

Exhibit 1: Approved Plan of Allocation

Real Party in Interest	Settlement Allocation	Relator's Share %	Relator's Share	Net Allocation
City of La Puente	\$ 2,042.01	38%	\$ 775.96	\$ 1,266.05
City of La Verne	\$ -			\$ -
City of Laguna Beach	\$ 15,702.60	38%	\$ 5,966.99	\$ 9,735.61
City of Laguna Niguel	\$ -			\$ -
City of Laguna Woods	\$ 3,081.04	38%	\$ 1,170.79	\$ 1,910.24
City of Lake Forest	\$ 38,362.81	38%	\$ 14,577.87	\$ 23,784.94
City of Lakeport	\$ 181.12	38%	\$ 68.83	\$ 112.29
City of Lakewood	\$ 18,113.17	*	*	*
City of Lancaster	\$ 14,307.34	38%	\$ 5,436.79	\$ 8,870.55
City of Lathrop	\$ 664.59	38%	\$ 252.54	\$ 412.04
City of Lawndale	\$ 32,673.18	38%	\$ 12,415.81	\$ 20,257.37
City of Lincoln	\$ 14,485.27	38%	\$ 5,504.40	\$ 8,980.87
City of Lindsay	\$ 5,331.48	38%	\$ 2,025.96	\$ 3,305.52
City of Live Oak	\$ 5,155.55	38%	\$ 1,959.11	\$ 3,196.44
City of Livermore	\$ 138,515.50	*	*	*
City of Livingston	\$ 31,969.05	38%	\$ 12,148.24	\$ 19,820.81
City of Lodi	\$ 11,806.38	38%	\$ 4,486.42	\$ 7,319.96
City of Loma Linda	\$ 11,452.65	38%	\$ 4,352.01	\$ 7,100.64
City of Lomita	\$ 8,989.14	38%	\$ 3,415.87	\$ 5,573.27
City of Lompoc	\$ 78,956.88	38%	\$ 30,003.61	\$ 48,953.26
City of Long Beach	\$ 985,111.03	38%	\$ 374,342.19	\$ 610,768.84
City of Los Altos	\$ 4,710.70	38%	\$ 1,790.07	\$ 2,920.63
City of Los Banos	\$ -			\$ -
City of Lynwood	\$ 27,523.73	38%	\$ 10,459.02	\$ 17,064.71
City of Madera	\$ 74,773.57	38%	\$ 28,413.96	\$ 46,359.61
City of Malibu	\$ 8,000.58	38%	\$ 3,040.22	\$ 4,960.36
City of Manhattan Beach	\$ 64,775.29	38%	\$ 24,614.61	\$ 40,160.68
City of Marina	\$ 45,559.22	38%	\$ 17,312.50	\$ 28,246.72
City of Martinez	\$ 1,616.02	38%	\$ 614.09	\$ 1,001.94
City of Maywood	\$ 6,352.34	38%	\$ 2,413.89	\$ 3,938.45
City of McFarland	\$ 76.80	38%	\$ 29.18	\$ 47.61
City of Mendota	\$ 8,068.24	38%	\$ 3,065.93	\$ 5,002.31
City of Merced	\$ 3,273.61	38%	\$ 1,243.97	\$ 2,029.64
City of Mill Valley	\$ -			\$ -
City of Millbrae	\$ 12,870.25	38%	\$ 4,890.69	\$ 7,979.55
City of Milpitas	\$ 14,894.72	38%	\$ 5,659.99	\$ 9,234.72
City of Mission Viejo	\$ 20,011.68	38%	\$ 7,604.44	\$ 12,407.24
City of Modesto	\$ 283,572.35	38%	\$ 107,757.49	\$ 175,814.86
City of Monrovia	\$ 37,051.47	38%	\$ 14,079.56	\$ 22,971.91
City of Montclair	\$ 39,817.45	38%	\$ 15,130.63	\$ 24,686.82
City of Montebello	\$ 193.15	38%	\$ 73.40	\$ 119.75
City of Monterey	\$ 85,873.74	38%	\$ 32,632.02	\$ 53,241.72
City of Moreno Valley	\$ 187,704.81	38%	\$ 71,327.83	\$ 116,376.98
City of Morgan Hill	\$ 55,425.08	38%	\$ 21,061.53	\$ 34,363.55
City of Morro Bay	\$ 23,002.25	38%	\$ 8,740.86	\$ 14,261.40
City of Murrieta	\$ 13,616.72	38%	\$ 5,174.35	\$ 8,442.37
City of Napa	\$ 146,486.54	38%	\$ 55,664.88	\$ 90,821.65
City of National City	\$ -			\$ -
City of Newport Beach	\$ 102,695.43	38%	\$ 39,024.26	\$ 63,671.17
City of Norwalk	\$ 5.35	38%	\$ 2.03	\$ 3.32
City of Novato	\$ 42.37	38%	\$ 16.10	\$ 26.27
City of Oakdale	\$ 15,209.21	38%	\$ 5,779.50	\$ 9,429.71
City of Oakland	\$ 11,658.77	38%	\$ 4,430.33	\$ 7,228.44

*Where indicated by an asterisk, the Relator's share shall be in accordance with the separate written agreement between the Government Entity and the Relator

State of California ex rel. Sherwin v. Office Depot, Inc.

Exhibit 1: Approved Plan of Allocation

Real Party in Interest	Settlement Allocation	Relator's Share %	Relator's Share	Net Allocation
City of Oakley	\$ 21,515.12	38%	\$ 8,175.75	\$ 13,339.38
City of Oceanside	\$ 22,360.56	38%	\$ 8,497.01	\$ 13,863.55
City of Ojai	\$ 1,940.47	38%	\$ 737.38	\$ 1,203.09
City of Orland	\$ -		\$ -	\$ -
City of Oroville	\$ 61.29	38%	\$ 23.29	\$ 38.00
City of Oxnard	\$ 166,369.74	38%	\$ 63,220.50	\$ 103,149.24
City of Pacific Grove	\$ 16,318.89	38%	\$ 6,201.18	\$ 10,117.71
City of Pacifica	\$ 8,893.76	38%	\$ 3,379.63	\$ 5,514.13
City of Palm Desert	\$ 7,489.20	38%	\$ 2,845.89	\$ 4,643.30
City of Palm Springs	\$ 87,676.61	38%	\$ 33,317.11	\$ 54,359.50
City of Palmdale	\$ 2,331.20	38%	\$ 885.86	\$ 1,445.35
City of Palo Alto	\$ 9,292.21	38%	\$ 3,531.04	\$ 5,761.17
City of Palos Verdes Estates	\$ 5,230.25	38%	\$ 1,987.49	\$ 3,242.75
City of Parlier	\$ 2,360.14	38%	\$ 896.85	\$ 1,463.29
City of Pasadena	\$ 105,961.50	38%	\$ 40,265.37	\$ 65,696.13
City of Paso Robles	\$ 25,661.58	38%	\$ 9,751.40	\$ 15,910.18
City of Petaluma	\$ 78,829.35	38%	\$ 29,955.15	\$ 48,874.20
City of Pico Rivera	\$ 69,841.84	*	*	*
City of Pinole	\$ 1,912.93	38%	\$ 726.91	\$ 1,186.01
City of Pismo Beach	\$ 31,549.74	38%	\$ 11,988.90	\$ 19,560.84
City of Placentia	\$ 16.41	38%	\$ 6.24	\$ 10.18
City of Placerville	\$ 22,775.53	38%	\$ 8,654.70	\$ 14,120.83
City of Pomona	\$ 132,905.97	*	*	*
City of Port Hueneme	\$ 7,407.38	38%	\$ 2,814.81	\$ 4,592.58
City of Porterville	\$ 55,272.86	*	*	*
City of Poway	\$ 66,364.79	38%	\$ 25,218.62	\$ 41,146.17
City of Rancho Cordova	\$ 684.56	38%	\$ 260.13	\$ 424.43
City of Rancho Cucamonga	\$ 201,093.18	38%	\$ 76,415.41	\$ 124,677.77
City of Rancho Mirage	\$ 46,943.29	38%	\$ 17,838.45	\$ 29,104.84
City of Rancho Palos Verdes	\$ 31,838.51	38%	\$ 12,098.63	\$ 19,739.87
City of Rancho Santa Margarita	\$ 17,139.13	38%	\$ 6,512.87	\$ 10,626.26
City of Redding	\$ 216,091.12	38%	\$ 82,114.63	\$ 133,976.49
City of Redlands	\$ 73,339.98	38%	\$ 27,869.19	\$ 45,470.79
City of Redondo Beach	\$ 61,012.34	38%	\$ 23,184.69	\$ 37,827.65
City of Redwood City	\$ 50,134.97	38%	\$ 19,051.29	\$ 31,083.68
City of Reedley	\$ 20,877.46	38%	\$ 7,933.44	\$ 12,944.03
City of Rialto	\$ 72,460.96	38%	\$ 27,535.17	\$ 44,925.80
City of Rio Vista	\$ 12,075.98	38%	\$ 4,588.87	\$ 7,487.11
City of Ripon	\$ 11,535.03	38%	\$ 4,383.31	\$ 7,151.72
City of Riverbank	\$ -		\$ -	\$ -
City of Riverside	\$ 632,506.41	38%	\$ 240,352.43	\$ 392,153.97
City of Rocklin	\$ 65,855.96	38%	\$ 25,025.27	\$ 40,830.70
City of Rohnert Park	\$ 24,918.65	38%	\$ 9,469.09	\$ 15,449.56
City of Rosemead	\$ 3,008.14	38%	\$ 1,143.09	\$ 1,865.05
City of Sacramento	\$ 170.06	38%	\$ 64.62	\$ 105.44
City of Salinas	\$ 96,645.02	38%	\$ 36,725.11	\$ 59,919.91
City of San Bernardino	\$ 186,954.04	*	*	*
City of San Bruno	\$ 36,477.54	38%	\$ 13,861.46	\$ 22,616.07
City of San Clemente	\$ 18,010.89	38%	\$ 6,844.14	\$ 11,166.75
City of San Fernando	\$ 41,427.15	38%	\$ 15,742.32	\$ 25,684.84
City of San Gabriel	\$ 12,260.91	38%	\$ 4,659.14	\$ 7,601.76
City of San Jacinto	\$ 1,440.52	38%	\$ 547.40	\$ 893.12
City of San Luis Obispo	\$ 51,648.50	38%	\$ 19,626.43	\$ 32,022.07

*Where indicated by an asterisk, the Relator's share shall be in accordance with the separate written agreement between the Government Entity and the Relator

State of California ex rel. Sherwin v. Office Depot, Inc.

Exhibit 1: Approved Plan of Allocation

Real Party in Interest	Settlement Allocation	Relator's Share %	Relator's Share	Net Allocation
City of San Marcos	\$ 93.88	38%	\$ 35.67	\$ 58.21
City of San Marino	\$ 11,686.98	38%	\$ 4,441.05	\$ 7,245.93
City of San Mateo	\$ 123,755.80	38%	\$ 47,027.20	\$ 76,728.60
City of San Pablo	\$ 20,059.38	38%	\$ 7,622.57	\$ 12,436.82
City of San Rafael	\$ 6,473.29	38%	\$ 2,459.85	\$ 4,013.44
City of San Ramon	\$ 49.62	38%	\$ 18.85	\$ 30.76
City of Sand City	\$ 6,394.50	38%	\$ 2,429.91	\$ 3,964.59
City of Sanger	\$ 19,533.01	38%	\$ 7,422.54	\$ 12,110.47
City of Santa Ana	\$ 128,894.77	38%	\$ 48,980.01	\$ 79,914.76
City of Santa Barbara	\$ 14,231.81	38%	\$ 5,408.09	\$ 8,823.72
City of Santa Clara	\$ -			\$ -
City of Santa Clarita	\$ 34,222.29	38%	\$ 13,004.47	\$ 21,217.82
City of Santa Fe Springs	\$ 82,460.62	*	*	*
City of Santa Monica	\$ 365,233.07	38%	\$ 138,788.57	\$ 226,444.50
City of Santa Paula	\$ 1,516.07	38%	\$ 576.11	\$ 939.96
City of Santa Rosa	\$ 16,291.03	38%	\$ 6,190.59	\$ 10,100.44
City of Santee	\$ 608.66	38%	\$ 231.29	\$ 377.37
City of Saratoga	\$ 13,552.55	38%	\$ 5,149.97	\$ 8,402.58
City of Seal Beach	\$ 1,677.85	38%	\$ 637.58	\$ 1,040.27
City of Seaside	\$ 14,979.08	38%	\$ 5,692.05	\$ 9,287.03
City of Sebastopol	\$ 13,646.70	38%	\$ 5,185.75	\$ 8,460.95
City of Selma	\$ 17,381.13	38%	\$ 6,604.83	\$ 10,776.30
City of Shasta Lake	\$ -			\$ -
City of Sierra Madre	\$ 12,620.37	38%	\$ 4,795.74	\$ 7,824.63
City of Signal Hill	\$ 8,248.90	38%	\$ 3,134.58	\$ 5,114.32
City of Solana Beach	\$ 753.14	38%	\$ 286.19	\$ 466.95
City of Sonoma	\$ 20,071.76	38%	\$ 7,627.27	\$ 12,444.49
City of Sonora	\$ 14,093.94	38%	\$ 5,355.70	\$ 8,738.24
City of South Gate	\$ 55,017.74	38%	\$ 20,906.74	\$ 34,111.00
City of South Lake Tahoe	\$ 46,718.22	38%	\$ 17,752.92	\$ 28,965.30
City of South Pasadena	\$ -			\$ -
City of South San Francisco	\$ 23,772.52	38%	\$ 9,033.56	\$ 14,738.96
City of St Helena	\$ 10,326.68	38%	\$ 3,924.14	\$ 6,402.54
City of Stanton	\$ -			\$ -
City of Stockton	\$ 276,246.39	38%	\$ 104,973.63	\$ 171,272.76
City of Suisun City	\$ 9,193.81	38%	\$ 3,493.65	\$ 5,700.16
City of Taft	\$ -			\$ -
City of Temecula	\$ 3,916.95	38%	\$ 1,488.44	\$ 2,428.51
City of Thousand Oaks	\$ 10,133.50	38%	\$ 3,850.73	\$ 6,282.77
City of Torrance	\$ 130,025.94	38%	\$ 49,409.86	\$ 80,616.08
City of Tracy	\$ 52,030.94	38%	\$ 19,771.76	\$ 32,259.18
City of Tulare	\$ 38,760.41	38%	\$ 14,728.96	\$ 24,031.45
City of Ukiah	\$ 10,123.44	38%	\$ 3,846.91	\$ 6,276.53
City of Upland	\$ 1,233.37	38%	\$ 468.68	\$ 764.69
City of Vacaville	\$ 57,903.76	38%	\$ 22,003.43	\$ 35,900.33
City of Vallejo	\$ 90,796.92	38%	\$ 34,502.83	\$ 56,294.09
City of Victorville	\$ 51,545.00	38%	\$ 19,587.10	\$ 31,957.90
City of Villa Park	\$ 179.77	38%	\$ 68.31	\$ 111.46
City of Visalia	\$ 85,191.28	38%	\$ 32,372.69	\$ 52,818.60
City of Vista	\$ 18,815.66	38%	\$ 7,149.95	\$ 11,665.71
City of Walnut	\$ 16.57	38%	\$ 6.30	\$ 10.27
City of Walnut Creek	\$ 71,751.24	38%	\$ 27,265.47	\$ 44,485.77
City of Wasco	\$ 6,800.47	38%	\$ 2,584.18	\$ 4,216.29

*Where indicated by an asterisk, the Relator's share shall be in accordance with the separate written agreement between the Government Entity and the Relator

State of California ex rel. Sherwin v. Office Depot, Inc.

Exhibit 1: Approved Plan of Allocation

Real Party in Interest	Settlement Allocation	Relator's Share %	Relator's Share	Net Allocation
City of Weed	\$ 150.82	38%	\$ 57.31	\$ 93.51
City of West Covina	\$ 61,107.60	*	*	*
City of West Hollywood	\$ 34,671.30	38%	\$ 13,175.09	\$ 21,496.21
City of West Lake Village	\$ 6,245.21	38%	\$ 2,373.18	\$ 3,872.03
City of West Sacramento	\$ 93,545.56	38%	\$ 35,547.31	\$ 57,998.25
City of Westminster	\$ -			\$ -
City of Whittier School District	\$ 94,502.81	38%	\$ 35,911.07	\$ 58,591.74
City of Wildomar	\$ 1,486.45	38%	\$ 564.85	\$ 921.60
City of Willows	\$ 3,443.61	38%	\$ 1,308.57	\$ 2,135.04
City of Woodlake	\$ 14,532.78	38%	\$ 5,522.45	\$ 9,010.32
City of Yuba City	\$ 91,524.71	38%	\$ 34,779.39	\$ 56,745.32
City of Yucaipa	\$ 17,211.97	38%	\$ 6,540.55	\$ 10,671.42
Claremont Unified School District	\$ 37,153.38	38%	\$ 14,118.29	\$ 23,035.10
Cloverdale Unified School District	\$ 8,439.52	38%	\$ 3,207.02	\$ 5,232.50
Clovis Unified School District	\$ 237,567.54	38%	\$ 90,275.67	\$ 147,291.88
Clovis Veterans Memorial District	\$ 78.25	38%	\$ 29.74	\$ 48.52
Coachella Valley Unified School District	\$ 49,648.19	38%	\$ 18,866.31	\$ 30,781.88
Coachella Valley Water District	\$ 4,637.56	38%	\$ 1,762.27	\$ 2,875.29
Coalinga Huron Unified School District	\$ -			\$ -
Coast Community College District	\$ 141,525.41	38%	\$ 53,779.65	\$ 87,745.75
Coast Unified School District	\$ -			\$ -
Coastline Community College	\$ 6,249.36	38%	\$ 2,374.76	\$ 3,874.61
College of the Canyons	\$ 35,701.95	38%	\$ 13,566.74	\$ 22,135.21
College of the Desert	\$ 94,281.74	38%	\$ 35,827.06	\$ 58,454.68
College of the Sequoias	\$ 75,820.92	38%	\$ 28,811.95	\$ 47,008.97
Colton Joint Unified School District	\$ 74,939.83	38%	\$ 28,477.13	\$ 46,462.69
Columbia Elementary School District	\$ 6,922.37	38%	\$ 2,630.50	\$ 4,291.87
Columbia School District	\$ 3,553.75	38%	\$ 1,350.43	\$ 2,203.33
Compton Unified School District	\$ -			\$ -
Conejo Valley Unified School District	\$ 124,575.46	38%	\$ 47,338.67	\$ 77,236.78
Consolidated Irrigation District	\$ 1,287.42	38%	\$ 489.22	\$ 798.20
Consolidated Mosquito Abatement District	\$ -			\$ -
Consolidated Waste Management Authority	\$ 287.28	38%	\$ 109.17	\$ 178.11
Contra Costa County Schools Insurance Group	\$ 17,150.33	38%	\$ 6,517.12	\$ 10,633.20
Contra Costa Water District	\$ 67,141.27	38%	\$ 25,513.68	\$ 41,627.59
Corcoran Unified School District	\$ 23,022.39	38%	\$ 8,748.51	\$ 14,273.88
Corning Union Elementary School District	\$ -			\$ -
Corning Union High School District	\$ -			\$ -
Cotati Rohnert Park Unified School District	\$ -			\$ -
Cottonwood Union Elementary School District	\$ -			\$ -
County of Alameda	\$ 220,647.10	38%	\$ 83,845.90	\$ 136,801.20
County of Amador	\$ 83,373.48	38%	\$ 31,681.92	\$ 51,691.56
County of Butte	\$ 469,146.02	38%	\$ 178,275.49	\$ 290,870.53
County of Calaveras	\$ 87,581.44	38%	\$ 33,280.95	\$ 54,300.49
County of Colusa	\$ 93,565.37	38%	\$ 35,554.84	\$ 58,010.53
County of Contra Costa	\$ 187,103.46	38%	\$ 71,099.31	\$ 116,004.14
County of Contra Costa Superior Court of California	\$ 8,864.85	38%	\$ 3,368.64	\$ 5,496.21
County of Del Norte	\$ 454.67	38%	\$ 172.78	\$ 281.90
County of Fresno	\$ 290,063.95	38%	\$ 110,224.30	\$ 179,839.65
County of Glenn	\$ 70,313.81	38%	\$ 26,719.25	\$ 43,594.56
County of Humboldt	\$ 61,519.25	38%	\$ 23,377.32	\$ 38,141.94
County of Imperial	\$ 444,293.35	38%	\$ 168,831.47	\$ 275,461.88

*Where indicated by an asterisk, the Relator's share shall be in accordance with the separate written agreement between the Government Entity and the Relator

State of California ex rel. Sherwin v. Office Depot, Inc.

Exhibit 1: Approved Plan of Allocation

Real Party in Interest	Settlement Allocation	Relator's Share %	Relator's Share	Net Allocation
County of Imperial Superior Court of California	\$ 5,029.05	38%	\$ 1,911.04	\$ 3,118.01
County of Inyo	\$ 90,476.48	38%	\$ 34,381.06	\$ 56,095.42
County of Inyo Superior Court of California	\$ 5.62	38%	\$ 2.14	\$ 3.49
County of Kern	\$ 960,365.03	38%	\$ 364,938.71	\$ 595,426.32
County of Kern Superior Court of California	\$ 95,263.22	38%	\$ 36,200.02	\$ 59,063.20
County of Kings	\$ 213,608.67	38%	\$ 81,171.30	\$ 132,437.38
County of Lake	\$ 122,717.42	38%	\$ 46,632.62	\$ 76,084.80
County of Lassen	\$ 94,809.87	38%	\$ 36,027.75	\$ 58,782.12
County of Los Angeles Superior Court of California	\$ 159,677.65	38%	\$ 60,677.51	\$ 99,000.14
County of Madera	\$ 293,599.86	38%	\$ 111,567.95	\$ 182,031.91
County of Madera Superior Court of California	\$ 56,947.36	38%	\$ 21,640.00	\$ 35,307.36
County of Marin	\$ 94,754.32	38%	\$ 36,006.64	\$ 58,747.68
County of Mariposa	\$ 4,416.43	38%	\$ 1,678.24	\$ 2,738.19
County of Mendocino	\$ 2,906.24	38%	\$ 1,104.37	\$ 1,801.87
County of Merced	\$ 726,783.14	38%	\$ 276,177.59	\$ 450,605.54
County of Merced Superior Court of California	\$ 13,670.02	38%	\$ 5,194.61	\$ 8,475.41
County of Modoc	\$ 19,997.56	38%	\$ 7,599.07	\$ 12,398.49
County of Mono	\$ 4,900.52	38%	\$ 1,862.20	\$ 3,038.32
County of Monterey	\$ 80,023.23	38%	\$ 30,408.83	\$ 49,614.40
County of Napa	\$ 376,356.17	38%	\$ 143,015.34	\$ 233,340.83
County of Nevada	\$ 19,433.62	38%	\$ 7,384.78	\$ 12,048.84
County of Orange	\$ 1,346,153.97	38%	\$ 511,538.51	\$ 834,615.46
County of Orange Superior Court of California	\$ 59,796.78	38%	\$ 22,722.77	\$ 37,074.00
County of Placer	\$ 152,892.55	38%	\$ 58,099.17	\$ 94,793.38
County of Placer Superior Court of California	\$ 50,691.83	38%	\$ 19,262.89	\$ 31,428.93
County of Plumas	\$ 8,800.97	38%	\$ 3,344.37	\$ 5,456.60
County of Plumas Superior Court of California	\$ -			\$ -
County of Riverside	\$ 796.80	38%	\$ 302.78	\$ 494.02
County of Sacramento	\$ 438,299.52	38%	\$ 166,553.82	\$ 271,745.70
County of Sacramento Superior Court	\$ 52,612.81	38%	\$ 19,992.87	\$ 32,619.94
County of San Benito	\$ 2,732.05	38%	\$ 1,038.18	\$ 1,693.87
County of San Bernardino	\$ 1,296,453.44	*	*	*
County of San Diego	\$ 5,116.54	38%	\$ 1,944.28	\$ 3,172.25
County of San Diego Superior Court	\$ -			\$ -
County of San Luis Obispo	\$ 660,821.90	38%	\$ 251,112.32	\$ 409,709.58
County of San Luis Obispo Superior Court	\$ 58,746.05	38%	\$ 22,323.50	\$ 36,422.55
County of San Mateo	\$ 883,141.29	38%	\$ 335,593.69	\$ 547,547.60
County of San Mateo Superior Court	\$ 72,763.77	38%	\$ 27,650.23	\$ 45,113.54
County of Santa Barbara	\$ -			\$ -
County of Santa Cruz	\$ -			\$ -
County of Shasta	\$ 71,151.32	38%	\$ 27,037.50	\$ 44,113.82
County of Sierra	\$ 17,157.97	38%	\$ 6,520.03	\$ 10,637.94
County of Sierra Superior Court	\$ 2,046.64	38%	\$ 777.72	\$ 1,268.91
County of Siskiyou	\$ -			\$ -
County of Siskiyou Superior Court	\$ 459.10	38%	\$ 174.46	\$ 284.65
County of Solano	\$ 843,860.27	38%	\$ 320,666.90	\$ 523,193.36
County of Solano Superior Court	\$ 14,334.56	38%	\$ 5,447.13	\$ 8,887.43
County of Sonoma	\$ 766,850.93	38%	\$ 291,403.35	\$ 475,447.58
County of Stanislaus	\$ 1,037.45	38%	\$ 394.23	\$ 643.22
County of Sutter	\$ 175,032.39	38%	\$ 66,512.31	\$ 108,520.08
County of Sutter Superior Court	\$ 33,176.75	38%	\$ 12,607.16	\$ 20,569.58
County of Tehama	\$ 245,637.06	38%	\$ 93,342.08	\$ 152,294.98

*Where indicated by an asterisk, the Relator's share shall be in accordance with the separate written agreement between the Government Entity and the Relator

State of California ex rel. Sherwin v. Office Depot, Inc.

Exhibit 1: Approved Plan of Allocation

Real Party in Interest	Settlement Allocation	Relator's Share %	Relator's Share	Net Allocation
County of Trinity	\$ 43,228.93	38%	\$ 16,426.99	\$ 26,801.93
County of Trinity Superior Court	\$ 4,038.53	38%	\$ 1,534.64	\$ 2,503.89
County of Trinity University of California Cooperative Extension	\$ 2,051.00	38%	\$ 779.38	\$ 1,271.62
County of Tulare	\$ 1,207,336.39	38%	\$ 458,787.83	\$ 748,548.56
County of Tulare Superior Court	\$ 49.21	38%	\$ 18.70	\$ 30.51
County of Tulare University of California Cooperative Extension	\$ 3,997.01	38%	\$ 1,518.87	\$ 2,478.15
County of Tuolumne	\$ 9,315.36	38%	\$ 3,539.84	\$ 5,775.53
County of Ventura	\$ 851.16	38%	\$ 323.44	\$ 527.72
County of Yolo	\$ 68,021.83	38%	\$ 25,848.29	\$ 42,173.53
County of Yuba	\$ 265,424.66	38%	\$ 100,861.37	\$ 164,563.29
County of Yuba Superior Court	\$ 18,505.81	38%	\$ 7,032.21	\$ 11,473.60
Covina Valley Unified School District	\$ 23,935.74	38%	\$ 9,095.58	\$ 14,840.16
Crestline Sanitation District	\$ -			\$ -
CSAC Excess Insurance Authority	\$ 6,982.22	38%	\$ 2,653.25	\$ 4,328.98
Cucamonga School District	\$ 1,423.74	38%	\$ 541.02	\$ 882.72
Cucamonga Valley Water District	\$ 231.91	38%	\$ 88.13	\$ 143.79
Cuesta College	\$ 73,892.21	38%	\$ 28,079.04	\$ 45,813.17
Culver City Unified School District	\$ 11,519.77	38%	\$ 4,377.51	\$ 7,142.26
Cupertino Unified School District	\$ -			\$ -
Curtis Creek School District	\$ -			\$ -
Cutler Orosi Joint Unified School District	\$ 50,754.50	38%	\$ 19,286.71	\$ 31,467.79
Davis Joint Unified School District	\$ 67,786.59	38%	\$ 25,758.90	\$ 42,027.68
Deer Springs Fire Protection District	\$ 1,394.65	38%	\$ 529.97	\$ 864.68
Del Norte County Unified School District	\$ 71.62	38%	\$ 27.21	\$ 44.40
Del Paso Heights School District	\$ 38,900.08	38%	\$ 14,782.03	\$ 24,118.05
Delano Joint Union High School District	\$ 14,744.56	38%	\$ 5,602.93	\$ 9,141.63
Delano Union School District	\$ -			\$ -
Delhi School District	\$ 26,914.88	38%	\$ 10,227.66	\$ 16,687.23
Delta Diablo Sanitation District	\$ 3,419.68	38%	\$ 1,299.48	\$ 2,120.20
Delta View Joint Union School District	\$ -			\$ -
Denair Unified School District	\$ 7,811.14	38%	\$ 2,968.23	\$ 4,842.91
Desert Water Agency	\$ 5,550.42	38%	\$ 2,109.16	\$ 3,441.26
Dinuba Unified School District	\$ 20,947.45	38%	\$ 7,960.03	\$ 12,987.42
Dixie School District	\$ 685.09	38%	\$ 260.34	\$ 424.76
Dixon Unified School District	\$ 6,401.19	38%	\$ 2,432.45	\$ 3,968.73
Dobbins Oregon House Fire Protection District	\$ -			\$ -
Dos Palos Unified School District	\$ 17,121.90	38%	\$ 6,506.32	\$ 10,615.58
Downieville Fire Protection District	\$ 123.13	38%	\$ 46.79	\$ 76.34
Dry Creek Elementary School	\$ -			\$ -
Dublin Unified School District	\$ 50,192.59	38%	\$ 19,073.18	\$ 31,119.40
Dunham School District	\$ 1,934.91	38%	\$ 735.27	\$ 1,199.65
Dunsmuir Elementary School District	\$ 1,428.53	38%	\$ 542.84	\$ 885.69
Dunsmuir Joint Union High School District	\$ -			\$ -
Durham Unified School District	\$ 3,179.40	38%	\$ 1,208.17	\$ 1,971.23
Earlimart School District	\$ 33,912.10	38%	\$ 12,886.60	\$ 21,025.50
East Bay Regional Park District	\$ 68.37	38%	\$ 25.98	\$ 42.39
East Side Union High School District	\$ 59,581.64	38%	\$ 22,641.02	\$ 36,940.62
East Whittier City School District	\$ -			\$ -
Eastern Municipal Water District	\$ 113,133.29	38%	\$ 42,990.65	\$ 70,142.64
Eden Area Regional Occupation Program	\$ 1,802.34	38%	\$ 684.89	\$ 1,117.45
Edison School District	\$ -			\$ -

*Where indicated by an asterisk, the Relator's share shall be in accordance with the separate written agreement between the Government Entity and the Relator

State of California ex rel. Sherwin v. Office Depot, Inc.

Exhibit 1: Approved Plan of Allocation

Real Party in Interest	Settlement Allocation	Relator's Share %	Relator's Share	Net Allocation
El Dorado Irrigation District	\$ -			\$ -
El Dorado Union High School District	\$ 4,310.04	38%	\$ 1,637.81	\$ 2,672.22
El Monte City School District	\$ 4,079.84	38%	\$ 1,550.34	\$ 2,529.50
El Monte Union High School District	\$ 146,190.52	38%	\$ 55,552.40	\$ 90,638.12
El Rancho Unified School District	\$ 47,927.97	38%	\$ 18,212.63	\$ 29,715.34
El Tejon Unified School District	\$ 5,307.21	38%	\$ 2,016.74	\$ 3,290.47
Elkins Elementary School District	\$ 7.54	38%	\$ 2.86	\$ 4.67
Emery Unified School District	\$ 1,197.41	38%	\$ 455.02	\$ 742.40
Empire Union School District	\$ 25,553.58	38%	\$ 9,710.36	\$ 15,843.22
Encina Wastewater Authority	\$ 14,673.86	38%	\$ 5,576.07	\$ 9,097.79
Enterprise Elementary School District	\$ -			\$ -
Escalon Unified School District	\$ 10,060.24	38%	\$ 3,822.89	\$ 6,237.35
Esparto Unified School District	\$ -			\$ -
Etiwanda School District	\$ -			\$ -
Etna Elementary School District	\$ 684.94	38%	\$ 260.28	\$ 424.66
Eureka Union School District	\$ 14,778.94	38%	\$ 5,616.00	\$ 9,162.94
Evergreen School District	\$ 68,694.34	38%	\$ 26,103.85	\$ 42,590.49
Evergreen Union School District	\$ -			\$ -
Exeter Public Schools	\$ 15,088.49	38%	\$ 5,733.63	\$ 9,354.86
Fair Oaks Water District	\$ 3,346.35	38%	\$ 1,271.61	\$ 2,074.74
Fairfax School District	\$ 1,167.89	38%	\$ 443.80	\$ 724.09
Fairfield Suisun Unified School District	\$ 104,830.92	38%	\$ 39,835.75	\$ 64,995.17
Fall River Unified School District	\$ 6,071.44	38%	\$ 2,307.15	\$ 3,764.29
Farmersville Unified School District	\$ 26,011.91	38%	\$ 9,884.53	\$ 16,127.38
Feather River Air Quality Management District	\$ 2,108.05	38%	\$ 801.06	\$ 1,306.99
Fillmore Unified School District	\$ 139.66	38%	\$ 53.07	\$ 86.59
Firebaugh Las Deltas Unified School District	\$ 25,610.52	38%	\$ 9,732.00	\$ 15,878.52
Fournory Union Elementary School District	\$ 1,296.26	38%	\$ 492.58	\$ 803.68
Folsom Cordova Unified School District	\$ -			\$ -
Fontana Unified School District	\$ 328,328.34	38%	\$ 124,764.77	\$ 203,563.57
Foothill De Anza Community College District	\$ 998.01	38%	\$ 379.24	\$ 618.76
Forestville Unified School District	\$ 1,935.29	38%	\$ 735.41	\$ 1,199.88
Forks of Salmon Elementary School District	\$ 1,160.49	38%	\$ 440.98	\$ 719.50
Fort Bragg Unified School District	\$ 1,531.24	38%	\$ 581.87	\$ 949.37
Fort Ross Elementary School District	\$ 1,035.81	38%	\$ 393.61	\$ 642.21
Fort Sage Unified School District	\$ 2,894.55	38%	\$ 1,099.93	\$ 1,794.62
Fowler Unified School District	\$ 15,257.20	38%	\$ 5,797.74	\$ 9,459.46
Franklin McKinley School District	\$ 3,133.35	38%	\$ 1,190.67	\$ 1,942.68
Fremont Unified School District	\$ 151,099.93	38%	\$ 57,417.98	\$ 93,681.96
French Gulch Whiskeytown Elementary School District	\$ 191.28	38%	\$ 72.69	\$ 118.59
Fresno City College	\$ 157,129.88	38%	\$ 59,709.36	\$ 97,420.53
Fresno County Local Agency Formation Commission	\$ -			\$ -
Fresno Madera Area Agency on Aging	\$ 21,227.22	38%	\$ 8,066.34	\$ 13,160.88
Fresno Mosquito and Vector Control District	\$ 1,174.49	38%	\$ 446.31	\$ 728.18
Fresno Pacific University	\$ 72,884.90	38%	\$ 27,696.26	\$ 45,188.64
Fresno Unified School District	\$ 886,896.24	38%	\$ 337,020.57	\$ 549,875.67
Fresno Westside Mosquito Abatement District	\$ 1,222.97	38%	\$ 464.73	\$ 758.24
Fruitvale School District	\$ 6,575.24	38%	\$ 2,498.59	\$ 4,076.65
Galt Joint Union Elementary School District	\$ 61,003.09	38%	\$ 23,181.18	\$ 37,821.92
Garvey School District	\$ 18,785.57	38%	\$ 7,138.52	\$ 11,647.05
Gateway Unified School District	\$ 12,619.81	38%	\$ 4,795.53	\$ 7,824.28
Gavilan Joint Community College District	\$ 5,441.87	38%	\$ 2,067.91	\$ 3,373.96
Gerber Union Elementary School District	\$ -			\$ -

State of California ex rel. Sherwin v. Office Depot, Inc.

Exhibit 1: Approved Plan of Allocation

Real Party in Interest	Settlement Allocation	Relator's Share %	Relator's Share	Net Allocation
Geyserville Unified School District	\$ 3,026.07	38%	\$ 1,149.91	\$ 1,876.16
Gilroy Unified School District	\$ 26.95	38%	\$ 10.24	\$ 16.71
Glendale Unified School District	\$ 26,657.08	38%	\$ 10,129.69	\$ 16,527.39
Gold Oak Union School District	\$ -			\$ -
Gold Trail School District	\$ -			\$ -
Golden Feather Unified School District	\$ 941.41	38%	\$ 357.74	\$ 583.67
Golden Gate Bridge, Highway and Transportation District	\$ 44,044.31	38%	\$ 16,736.84	\$ 27,307.47
Golden Plains Unified School District	\$ 42,609.58	38%	\$ 16,191.64	\$ 26,417.94
Golden Valley Unified School District	\$ 5,840.88	38%	\$ 2,219.53	\$ 3,621.35
Goleta Union School District	\$ -			\$ -
Gonzales Unified School District	\$ 2,936.86	38%	\$ 1,116.01	\$ 1,820.85
Grant Elementary School District	\$ -			\$ -
Grant Union High School	\$ 161,437.42	38%	\$ 61,346.22	\$ 100,091.20
Grass Valley School District	\$ 15,443.34	38%	\$ 5,868.47	\$ 9,574.87
Gravenstein Unified School District	\$ 1,283.48	38%	\$ 487.72	\$ 795.76
Greenfield Union School District	\$ 12,911.81	38%	\$ 4,906.49	\$ 8,005.33
Gridley Unified School District	\$ 12,527.35	38%	\$ 4,760.39	\$ 7,766.96
Grizzly Flats Community Services District	\$ 861.66	38%	\$ 327.43	\$ 534.23
Grossmont Union High School District	\$ 5,273.18	38%	\$ 2,003.81	\$ 3,269.37
Groveland Unified School District	\$ 4,988.22	38%	\$ 1,895.52	\$ 3,092.69
Guadalupe Union School District	\$ 5,734.24	38%	\$ 2,179.01	\$ 3,555.23
Guernville School District	\$ -			\$ -
Gustine Unified School District	\$ -			\$ -
Hamilton Unified School District	\$ 12,480.62	38%	\$ 4,742.63	\$ 7,737.98
Hanford Elementary School District	\$ -			\$ -
Happy Camp Fire Protection District	\$ 4.27	38%	\$ 1.62	\$ 2.65
Happy Valley School District	\$ 1,882.71	38%	\$ 715.43	\$ 1,167.28
Harmony Unified School District	\$ 847.58	38%	\$ 322.08	\$ 525.50
Hart Ransom Union School District	\$ 4,003.54	38%	\$ 1,521.35	\$ 2,482.20
Hartnell Community College	\$ 78,035.12	38%	\$ 29,653.35	\$ 48,381.78
Hawthorne Unified School District	\$ 149,881.98	38%	\$ 56,955.15	\$ 92,926.83
Hayward Area Recreation and Park District	\$ 4,523.95	38%	\$ 1,719.10	\$ 2,804.85
Hayward Unified School District	\$ 178,935.33	38%	\$ 67,995.43	\$ 110,939.90
Healdsburg District Hospital	\$ 9,419.95	38%	\$ 3,579.58	\$ 5,840.37
Healdsburg Unified School District	\$ -			\$ -
Helendale Community Services District	\$ 464.51	38%	\$ 176.51	\$ 287.99
Hemet Unified School District	\$ 62,989.83	38%	\$ 23,936.14	\$ 39,053.70
Hesperia Unified School District	\$ -			\$ -
Hickman Elementary School	\$ 6,670.71	38%	\$ 2,534.87	\$ 4,135.84
Highlands Recreation District	\$ -			\$ -
Hillsborough City School District	\$ -			\$ -
Hilmar Unified School District	\$ 2,991.47	38%	\$ 1,136.76	\$ 1,854.71
Hollister School District	\$ -			\$ -
Hope Elementary School District	\$ -			\$ -
Horicon Elementary School District	\$ 1,043.02	38%	\$ 396.35	\$ 646.67
Housing Authority of the City of Livermore	\$ 601.50	38%	\$ 228.57	\$ 372.93
Housing Authority of the County of Stanislaus	\$ 27,182.87	38%	\$ 10,329.49	\$ 16,853.38
Howell Mountain Elementary School District	\$ 5,298.51	38%	\$ 2,013.44	\$ 3,285.08
Hughson Union School District	\$ 27,310.92	38%	\$ 10,378.15	\$ 16,932.77
Humboldt #1 Fire Protection District	\$ -			\$ -
Huntington Beach City Elem. School District	\$ -			\$ -
Igo Ono Platina School District	\$ 539.07	38%	\$ 204.85	\$ 334.22
Indian Springs School District	\$ 1,639.44	38%	\$ 622.99	\$ 1,016.46

*Where indicated by an asterisk, the Relator's share shall be in accordance with the separate written agreement between the Government Entity and the Relator

State of California ex rel. Sherwin v. Office Depot, Inc.

Exhibit 1: Approved Plan of Allocation

Real Party in Interest	Settlement Allocation	Relator's Share %	Relator's Share	Net Allocation
Inland Empire Utilities Agency	\$ 54,431.71	38%	\$ 20,684.05	\$ 33,747.66
Irvine Ranch Water District	\$ 47,591.18	38%	\$ 18,084.65	\$ 29,506.53
Jamestown Elementary School District	\$ 4,982.59	38%	\$ 1,893.38	\$ 3,089.21
Janesville School District	\$ -			\$ -
Jefferson Elementary School District	\$ 4,104.07	38%	\$ 1,559.55	\$ 2,544.52
Jefferson School District	\$ -			\$ -
Jefferson Union High School District	\$ 34,780.49	38%	\$ 13,216.58	\$ 21,563.90
John Swett Unified School District	\$ 1,195.49	38%	\$ 454.29	\$ 741.21
Junction City Elementary School District	\$ 1,103.78	38%	\$ 419.44	\$ 684.34
Junction School District	\$ 698.82	38%	\$ 265.55	\$ 433.27
Jurupa Unified School District	\$ 5,815.34	38%	\$ 2,209.83	\$ 3,605.51
Kashia School District	\$ 430.71	38%	\$ 163.67	\$ 267.04
Kelseyville Unified School District	\$ 14,723.37	38%	\$ 5,594.88	\$ 9,128.49
Kentfield School District	\$ 331.85	38%	\$ 126.10	\$ 205.75
Kenwood School District	\$ 799.73	38%	\$ 303.90	\$ 495.83
Kerman Unified School District	\$ -			\$ -
Kern Community College	\$ 29,937.79	38%	\$ 11,376.36	\$ 18,561.43
Kern Community College District	\$ -			\$ -
Kern County Superintendent of Schools	\$ 319,163.22	38%	\$ 121,282.02	\$ 197,881.20
Kern High School District	\$ -			\$ -
Kernville Union School District	\$ 466.22	38%	\$ 177.16	\$ 289.06
Keyes Union Elementary School District	\$ 114.19	38%	\$ 43.39	\$ 70.80
King City Union School District	\$ 16,166.05	38%	\$ 6,143.10	\$ 10,022.95
Kings Canyon Unified School District	\$ 100,714.16	38%	\$ 38,271.38	\$ 62,442.78
Kings County Housing Authority	\$ 13,940.70	38%	\$ 5,297.47	\$ 8,643.24
King's River Union Elementary School District	\$ -			\$ -
Kingsburg Joint Union High School District	\$ 6,983.88	38%	\$ 2,653.87	\$ 4,330.01
Kirkwood Elementary School District	\$ 2,205.61	38%	\$ 838.13	\$ 1,367.48
Kit Carson Unified School District	\$ -			\$ -
Klamath River Union Elementary School District	\$ 100.11	38%	\$ 38.04	\$ 62.07
Konocti Unified School District	\$ 9,691.06	38%	\$ 3,682.60	\$ 6,008.46
La Honda Pescadero Unified School District	\$ 1,148.50	38%	\$ 436.43	\$ 712.07
La Puente Valley Regional Occupational Program	\$ 10,508.17	38%	\$ 3,993.10	\$ 6,515.07
Lafayette School District	\$ 8,894.77	38%	\$ 3,380.01	\$ 5,514.76
Laguna Elementary School District	\$ 243.79	38%	\$ 92.64	\$ 151.15
Lagunitas School District	\$ 2,289.21	38%	\$ 869.90	\$ 1,419.31
Lake County Office of Education	\$ 76.64	38%	\$ 29.12	\$ 47.51
Lake Elementary School District	\$ 397.93	38%	\$ 151.21	\$ 246.72
Lake Elsinore Unified School District	\$ 18,306.25	38%	\$ 6,956.38	\$ 11,349.88
Lake Hemet Municipal Water District	\$ -			\$ -
Lake Tahoe Unified School District	\$ 64,628.39	38%	\$ 24,558.79	\$ 40,069.60
Lakeport Unified School District	\$ -			\$ -
Lakeside School District	\$ -			\$ -
Lakeside Union School District	\$ 8,416.20	38%	\$ 3,198.16	\$ 5,218.05
Lamont School District	\$ 32,954.76	38%	\$ 12,522.81	\$ 20,431.95
Lancaster School District	\$ 1,886.84	38%	\$ 717.00	\$ 1,169.84
Larkspur-Corte Madera School District	\$ -			\$ -
Las Lomitas Elementary School District	\$ -			\$ -
Las Virgenes Municipal Water District	\$ 17,093.05	38%	\$ 6,495.36	\$ 10,597.69
Las Virgenes Unified School District	\$ -			\$ -
Lassen Community College	\$ 772.56	38%	\$ 293.57	\$ 478.98
Lassen Union High School District	\$ 2,516.85	38%	\$ 956.40	\$ 1,560.45
Laton Unified School District	\$ 643.58	38%	\$ 244.56	\$ 399.02
Lawndale Elementary School District	\$ 50,819.22	38%	\$ 19,311.30	\$ 31,507.92

State of California ex rel. Sherwin v. Office Depot, Inc.

Exhibit 1: Approved Plan of Allocation

Real Party in Interest	Settlement Allocation	Relator's Share %	Relator's Share	Net Allocation
Laytonville Unified School District	\$ 1,303.92	38%	\$ 495.49	\$ 808.43
Le Grand Community Services District	\$ 1,916.59	38%	\$ 728.30	\$ 1,188.28
Le Grand Elementary School District	\$ 1,063.05	38%	\$ 403.96	\$ 659.09
Le Grand Union High School District	\$ -			\$ -
Lemoore Union Elementary School District	\$ 11,007.46	38%	\$ 4,182.83	\$ 6,824.62
Lemoore Union High School District	\$ 428.51	38%	\$ 162.83	\$ 265.67
Leucadia Wastewater District	\$ 5,378.63	38%	\$ 2,043.88	\$ 3,334.75
Liberty School District	\$ 2,500.68	38%	\$ 950.26	\$ 1,550.42
Liberty Union High School District	\$ 9,582.22	38%	\$ 3,641.24	\$ 5,940.97
Lincoln Unified School District	\$ 33,918.54	38%	\$ 12,889.05	\$ 21,029.50
Linden Unified School District	\$ 7,280.58	38%	\$ 2,766.62	\$ 4,513.96
Lindsay Unified School District	\$ 28,776.52	38%	\$ 10,935.08	\$ 17,841.45
Little Lake City School District	\$ 4,735.93	38%	\$ 1,799.66	\$ 2,936.28
Live Oak Elementary School District	\$ 1,424.96	38%	\$ 541.48	\$ 883.48
Live Oak Unified School District	\$ 17,695.10	38%	\$ 6,724.14	\$ 10,970.96
Livermore Area Recreation and Park District	\$ -			\$ -
Livermore Valley Joint Unified School District	\$ 21,058.12	38%	\$ 8,002.08	\$ 13,056.03
Livingston Union School District	\$ 10,177.35	38%	\$ 3,867.39	\$ 6,309.96
Lodi Unified School District	\$ 71,859.18	38%	\$ 27,306.49	\$ 44,552.69
Loma Prieta Joint Union School District	\$ 1,375.23	38%	\$ 522.59	\$ 852.64
Lompoc Unified School District	\$ 31,927.32	38%	\$ 12,132.38	\$ 19,794.94
Long Beach City College	\$ 141,720.24	38%	\$ 53,853.69	\$ 87,866.55
Long Beach Unified School District	\$ -			\$ -
Long Valley Fire Protection District	\$ -			\$ -
Loomis Unified School District	\$ -			\$ -
Los Altos School District	\$ 2,591.57	38%	\$ 984.80	\$ 1,606.77
Los Angeles Unified School District	\$ 187,021.60	38%	\$ 71,068.21	\$ 115,953.40
Los Banos Unified School District	\$ 18,372.88	38%	\$ 6,981.70	\$ 11,391.19
Los Gatos Saratoga Joint Union High School District	\$ 3,845.51	38%	\$ 1,461.29	\$ 2,384.21
Los Gatos Unified School District	\$ 11,118.67	38%	\$ 4,225.10	\$ 6,893.58
Los Molinos Unified School District	\$ 4,178.53	38%	\$ 1,587.84	\$ 2,590.69
Los Osos Community Services District	\$ 11,067.90	38%	\$ 4,205.80	\$ 6,862.10
Lost Hills Union School District	\$ 491.42	38%	\$ 186.74	\$ 304.68
Lowell Joint School District	\$ 15,505.15	38%	\$ 5,891.96	\$ 9,613.19
Lower Tule River Irrigation District	\$ 206.71	38%	\$ 78.55	\$ 128.16
Lucerne Elementary School District	\$ -			\$ -
Lucia Mar Unified School District	\$ 53,010.93	38%	\$ 20,144.15	\$ 32,866.78
Luther Burbank School District	\$ 1,048.87	38%	\$ 398.57	\$ 650.30
Madera County Economic Development Commission	\$ 898.53	38%	\$ 341.44	\$ 557.09
Madera Unified School District	\$ 187,927.41	38%	\$ 71,412.42	\$ 116,515.00
Mammoth Lakes Fire Protection District	\$ 917.64	38%	\$ 348.70	\$ 568.94
Mammoth Lakes Police Department	\$ -			\$ -
Mammoth Unified School District	\$ 1,248.73	38%	\$ 474.52	\$ 774.22
Manchester Union School District	\$ 815.94	38%	\$ 310.06	\$ 505.89
Manteca Unified School District	\$ 19,700.45	38%	\$ 7,486.17	\$ 12,214.28
Manton Union School District	\$ -			\$ -
Manzanita Unified School District	\$ 2,388.98	38%	\$ 907.81	\$ 1,481.17
Marin City Community Services District	\$ 23.27	38%	\$ 8.84	\$ 14.43
Marin Local Agency Formation Commission	\$ -			\$ -
Mark Twain Union Elementary School District	\$ -			\$ -
Mark West Union School District	\$ -			\$ -
Martinez Unified School District	\$ 25,141.24	38%	\$ 9,553.67	\$ 15,587.57
Marysville Joint Unified School District	\$ 102,758.94	38%	\$ 39,048.40	\$ 63,710.55
Maxwell Unified School District	\$ 6,128.04	38%	\$ 2,328.65	\$ 3,799.38

*Where indicated by an asterisk, the Relator's share shall be in accordance with the separate written agreement between the Government Entity and the Relator

State of California ex rel. Sherwin v. Office Depot, Inc.

Exhibit 1: Approved Plan of Allocation

Real Party in Interest	Settlement Allocation	Relator's Share %	Relator's Share	Net Allocation
McCloud Union Elementary School District	\$ 3,021.33	38%	\$ 1,148.10	\$ 1,873.22
McFarland Unified School District	\$ 15,256.81	38%	\$ 5,797.59	\$ 9,459.22
McKittrick Elementary School District	\$ 54.67	38%	\$ 20.78	\$ 33.90
McSwain Union Elementary School District	\$ -			\$ -
Mendocino Unified School District	\$ 2,063.06	38%	\$ 783.96	\$ 1,279.10
Mendota Unified School District	\$ 66,021.08	38%	\$ 25,088.01	\$ 40,933.07
Menlo Park City School District	\$ -			\$ -
Merced City School District	\$ 73,297.65	38%	\$ 27,853.11	\$ 45,444.54
Merced College	\$ 86,170.70	38%	\$ 32,744.87	\$ 53,425.83
Meridian Elementary School District	\$ -			\$ -
Mesa Consolidated Water District	\$ 8,252.19	38%	\$ 3,135.83	\$ 5,116.36
Metrolink	\$ 68,978.99	38%	\$ 26,212.02	\$ 42,766.98
Metropolitan Education District	\$ 122,062.50	38%	\$ 46,383.75	\$ 75,678.75
Metropolitan Water District of Southern California	\$ 492,702.42	38%	\$ 187,226.92	\$ 305,475.50
Middletown Unified School District	\$ 9,297.13	38%	\$ 3,532.91	\$ 5,764.22
Mid-Peninsula Water District	\$ 6,950.36	38%	\$ 2,641.14	\$ 4,309.22
Midway Heights County Water District	\$ -			\$ -
Mill Valley School District	\$ -			\$ -
Millbrae Elementary School District	\$ -			\$ -
Millville Area School District	\$ 2,598.89	38%	\$ 987.58	\$ 1,611.31
Milpitas Unified School District	\$ 868.47	38%	\$ 330.02	\$ 538.45
Mineral County Water District	\$ -			\$ -
MiraCosta Community College District	\$ -			\$ -
Modoc Joint Unified School District	\$ 18,492.98	38%	\$ 7,027.33	\$ 11,465.64
Mojave Unified School District	\$ -			\$ -
Monroe Elementary School District	\$ 1,337.34	38%	\$ 508.19	\$ 829.15
Monson Sultana Joint Union Elementary School District	\$ 179.13	38%	\$ 68.07	\$ 111.06
Montague Elementary School District	\$ 1,013.30	38%	\$ 385.05	\$ 628.24
Monte Rio Union School District	\$ 1,026.00	38%	\$ 389.88	\$ 636.12
Monte Vista Water District	\$ 538.88	38%	\$ 204.77	\$ 334.10
Montebello Unified School District	\$ 249,228.13	38%	\$ 94,706.69	\$ 154,521.44
Montecito School District	\$ 270.82	38%	\$ 102.91	\$ 167.91
Monterey County Office of Education	\$ 404.41	38%	\$ 153.67	\$ 250.73
Monterey Peninsula College	\$ 74,074.45	38%	\$ 28,148.29	\$ 45,926.16
Monterey Peninsula Unified School District	\$ 29,411.20	38%	\$ 11,176.25	\$ 18,234.94
Monterey-Salinas Transit	\$ -			\$ -
Montgomery Elementary School District	\$ 74.40	38%	\$ 28.27	\$ 46.13
Moraga School District	\$ 1,897.12	38%	\$ 720.91	\$ 1,176.22
Moraga-Orinda Fire District	\$ 4,808.05	38%	\$ 1,827.06	\$ 2,980.99
Moreland School District	\$ 28,538.86	38%	\$ 10,844.77	\$ 17,694.10
Moreno Valley Unified School District	\$ 25,803.53	38%	\$ 9,805.34	\$ 15,998.19
Morgan Hill Unified School District	\$ 10,358.48	38%	\$ 3,936.22	\$ 6,422.26
Morongo Unified School District	\$ 1,262.20	38%	\$ 479.64	\$ 782.56
Mother Lode Union School District	\$ 2.22	38%	\$ 0.84	\$ 1.37
Mount Pleasant School District	\$ 5,836.41	38%	\$ 2,217.84	\$ 3,618.58
Mount Shasta Fire Protection District	\$ 449.57	38%	\$ 170.84	\$ 278.73
Mount Union School District	\$ 1,494.64	38%	\$ 567.96	\$ 926.67
Mountain Communities Healthcare District	\$ 10,418.37	38%	\$ 3,958.98	\$ 6,459.39
Mountain House Elementary School District	\$ 803.07	38%	\$ 305.17	\$ 497.90
Mountain Valley Unified School District	\$ 9,617.90	38%	\$ 3,654.80	\$ 5,963.10
Mountain View Los Altos Union High School District	\$ 17,582.38	38%	\$ 6,681.30	\$ 10,901.08
Mountain View Whisman School District	\$ 3,934.08	38%	\$ 1,494.95	\$ 2,439.13
Mountains Recreation and Conservation Authority	\$ 543.44	38%	\$ 206.51	\$ 336.93

*Where indicated by an asterisk, the Relator's share shall be in accordance with the separate written agreement between the Government Entity and the Relator

State of California ex rel. Sherwin v. Office Depot, Inc.

Exhibit 1: Approved Plan of Allocation

Real Party in Interest	Settlement Allocation	Relator's Share %	Relator's Share	Net Allocation
Mt Baldy School District	\$ 2,041.81	38%	\$ 775.89	\$ 1,265.92
Mt Pleasant Community School District	\$ -			\$ -
Mt Shasta Union Elementary School District	\$ 4,102.69	38%	\$ 1,559.02	\$ 2,543.67
Mt. San Antonio College District	\$ 31.25	38%	\$ 11.88	\$ 19.38
Mt. San Jacinto College	\$ -			\$ -
Municipal Water District of Orange County	\$ -			\$ -
Muroc Unified School District	\$ 3,375.13	38%	\$ 1,282.55	\$ 2,092.58
Napa County Local Agency Formation Commission	\$ -			\$ -
Napa Sanitation District	\$ 11,914.10	38%	\$ 4,527.36	\$ 7,386.74
Napa Valley Unified School District	\$ 70,519.39	38%	\$ 26,797.37	\$ 43,722.02
Natomas Unified School District	\$ 50,873.89	38%	\$ 19,332.08	\$ 31,541.81
Nevada City School District	\$ -			\$ -
Nevada Irrigation District	\$ 17,428.32	38%	\$ 6,622.76	\$ 10,805.56
Nevada Joint Union High School District	\$ 1,050.33	38%	\$ 399.12	\$ 651.20
Nevada Union High School District	\$ 231.87	38%	\$ 88.11	\$ 143.76
New Haven Unified School District	\$ 61,553.89	38%	\$ 23,390.48	\$ 38,163.41
New Hope Elementary School District	\$ 189.77	38%	\$ 72.11	\$ 117.66
Newark Unified School District	\$ 19,851.80	38%	\$ 7,543.68	\$ 12,308.12
Newcastle School District	\$ 6,210.23	38%	\$ 2,359.89	\$ 3,850.34
Newhall School District	\$ -			\$ -
Newman Crows Landing Unified School District	\$ 60.47	38%	\$ 22.98	\$ 37.49
Nicasio School District	\$ 1,992.56	38%	\$ 757.17	\$ 1,235.39
Norris School District	\$ -			\$ -
North Central Counties Consortium	\$ 2,578.75	38%	\$ 979.92	\$ 1,598.82
North Central Fire Protection District	\$ 139.00	38%	\$ 52.82	\$ 86.18
North County Joint Union School District	\$ 2,566.00	38%	\$ 975.08	\$ 1,590.92
North County Transit District	\$ 17,161.25	38%	\$ 6,521.27	\$ 10,639.97
North Cow Creek Elementary School District	\$ -			\$ -
North Marin Water District	\$ -			\$ -
North Monterey County Unified School District	\$ 54,484.00	38%	\$ 20,703.92	\$ 33,780.08
North Orange County Community College	\$ 315,630.58	38%	\$ 119,939.62	\$ 195,690.96
North Orange County Community College District	\$ -			\$ -
North Sacramento School District	\$ 10,472.31	38%	\$ 3,979.48	\$ 6,492.83
Northstar Community Services District	\$ 1,638.23	38%	\$ 622.53	\$ 1,015.70
Novato Unified School District	\$ 35,725.28	38%	\$ 13,575.61	\$ 22,149.67
Nuestro Elementary School District	\$ 471.66	38%	\$ 179.23	\$ 292.43
Nuvview Union School District	\$ 27,532.62	38%	\$ 10,462.39	\$ 17,070.22
Oak Grove School District	\$ -			\$ -
Oak Grove Unified School District	\$ 2,582.84	38%	\$ 981.48	\$ 1,601.36
Oak Park Unified School District	\$ 2,409.54	38%	\$ 915.63	\$ 1,493.92
Oak Run Elementary School District	\$ 5,651.97	38%	\$ 2,147.75	\$ 3,504.22
Oakdale Irrigation District	\$ 19,251.85	38%	\$ 7,315.70	\$ 11,936.15
Oakland Unified School District	\$ 139,139.73	38%	\$ 52,873.10	\$ 86,266.63
Oakley Union School District	\$ 14,655.49	38%	\$ 5,569.09	\$ 9,086.40
Oceanside Unified School District	\$ 179,079.52	38%	\$ 68,050.22	\$ 111,029.30
Oceanview Elementary School District	\$ 7,453.73	38%	\$ 2,832.42	\$ 4,621.31
Ohlone College	\$ 24,286.25	38%	\$ 9,228.77	\$ 15,057.47
Ojai Unified School District	\$ 2,117.58	38%	\$ 804.68	\$ 1,312.90
Old Adobe Union School District	\$ -			\$ -
Olivenhain Municipal Water District	\$ 344.37	38%	\$ 130.86	\$ 213.51
Omnitrans Transit System	\$ 37,550.87	38%	\$ 14,269.33	\$ 23,281.54
Ontario Montclair School District	\$ 37,385.58	38%	\$ 14,206.52	\$ 23,179.06
Orange Center School District	\$ -			\$ -
Orange Coast College	\$ 7,673.31	38%	\$ 2,915.86	\$ 4,757.45

*Where indicated by an asterisk, the Relator's share shall be in accordance with the separate written agreement between the Government Entity and the Relator

State of California ex rel. Sherwin v. Office Depot, Inc.

Exhibit 1: Approved Plan of Allocation

Real Party in Interest	Settlement Allocation	Relator's Share %	Relator's Share	Net Allocation
Orange County Local Agency Formation Commission	\$ -			\$ -
Orange County Sheriff's Department	\$ 144.16	38%	\$ 54.78	\$ 89.38
Orange County Vector Control District	\$ 363.88	38%	\$ 138.27	\$ 225.60
Orange County Water District	\$ 7.67	38%	\$ 2.92	\$ 4.76
Orchard School District	\$ 1,935.59	38%	\$ 735.52	\$ 1,200.06
Orinda Unified School District	\$ 10,363.49	38%	\$ 3,938.13	\$ 6,425.36
Orland Joint Unified School District	\$ 20,796.33	38%	\$ 7,902.60	\$ 12,893.72
Oroville School District	\$ 3,128.33	38%	\$ 1,188.77	\$ 1,939.57
Oroville Union High School District	\$ 1,865.68	38%	\$ 708.96	\$ 1,156.72
Otay Water District	\$ 16,002.46	38%	\$ 6,080.93	\$ 9,921.52
Oxnard School District	\$ 6,439.35	38%	\$ 2,446.95	\$ 3,992.40
Oxnard Union High School District	\$ 1,500.84	38%	\$ 570.32	\$ 930.52
Pacheco Union School District	\$ -			\$ -
Pacific Grove Unified School District	\$ 3,911.91	38%	\$ 1,486.53	\$ 2,425.38
Pacifica School District	\$ 620.86	38%	\$ 235.93	\$ 384.93
Padre Dam Municipal Water District	\$ -			\$ -
Pajaro Valley Unified School District	\$ -			\$ -
Palermo Unified School District	\$ -			\$ -
Palm Drive Health Care District	\$ -			\$ -
Palm Springs Unified School District	\$ -			\$ -
Palmdale School District	\$ 28,912.30	38%	\$ 10,986.67	\$ 17,925.62
Palo Alto Unified School District	\$ 14,464.11	38%	\$ 5,496.36	\$ 8,967.75
Palo Verde Health Care District	\$ -			\$ -
Palomar College	\$ 139,692.10	38%	\$ 53,083.00	\$ 86,609.10
Palos Verdes Peninsula Transit Authority	\$ -			\$ -
Palos Verdes Peninsula Unified School District	\$ 34,426.95	38%	\$ 13,082.24	\$ 21,344.71
Panama-Buena Vista Union School District	\$ 25,174.84	38%	\$ 9,566.44	\$ 15,608.40
Paradise Irrigation District	\$ 5,898.94	38%	\$ 2,241.60	\$ 3,657.34
Paradise School District	\$ 2,036.57	38%	\$ 773.90	\$ 1,262.67
Paradise Unified School District	\$ 4,432.70	38%	\$ 1,684.43	\$ 2,748.27
Parlier Unified School District	\$ 16,268.56	38%	\$ 6,182.05	\$ 10,086.50
Pasadena Area Community College District	\$ 1,630.26	38%	\$ 619.50	\$ 1,010.76
Pasadena Unified School District	\$ 213,291.41	38%	\$ 81,050.73	\$ 132,240.67
Paso Robles Public School District	\$ 62,181.69	38%	\$ 23,629.04	\$ 38,552.65
Pebble Beach Community Services District	\$ 14,386.38	38%	\$ 5,466.82	\$ 8,919.56
Peralta Community College	\$ 59,125.89	38%	\$ 22,467.84	\$ 36,658.05
Perris Elementary School District	\$ 4,686.56	38%	\$ 1,780.89	\$ 2,905.67
Perris Union High School District	\$ 113,775.22	38%	\$ 43,234.59	\$ 70,540.64
Petaluma City Schools	\$ -			\$ -
Piedmont Unified School District	\$ 4,492.18	38%	\$ 1,707.03	\$ 2,785.15
Piner-Olivet Union School District	\$ 362.99	38%	\$ 137.94	\$ 225.05
Pioneer Fire Protection District	\$ -			\$ -
Pioneer Unified School District	\$ -			\$ -
Pittsburg Unified School District	\$ 4,273.44	38%	\$ 1,623.91	\$ 2,649.53
Pixley Union School District	\$ 1,628.27	38%	\$ 618.74	\$ 1,009.53
Placentia Union School District	\$ 79.82	38%	\$ 30.33	\$ 49.49
Placer County Office of Education	\$ 6,599.95	38%	\$ 2,507.98	\$ 4,091.97
Placer Mosquito & Vector Control District	\$ 274.26	38%	\$ 104.22	\$ 170.04
Plainsburg Union Elementary School District	\$ 137.65	38%	\$ 52.31	\$ 85.35
Planada School District	\$ -			\$ -
Plaza Elementary School District	\$ 1,429.34	38%	\$ 543.15	\$ 886.19
Pleasant Ridge Union Elementary School District	\$ -			\$ -
Pleasant Valley School District	\$ -			\$ -
Pleasant View Elementary School District	\$ 113.16	38%	\$ 43.00	\$ 70.16

*Where indicated by an asterisk, the Relator's share shall be in accordance with the separate written agreement between the Government Entity and the Relator

State of California ex rel. Sherwin v. Office Depot, Inc.

Exhibit 1: Approved Plan of Allocation

Real Party in Interest	Settlement Allocation	Relator's Share %	Relator's Share	Net Allocation
Pleasanton Unified School District	\$ 2,907.84	38%	\$ 1,104.98	\$ 1,802.86
Plum Valley School District	\$ -			\$ -
Plumas Lake Elementary School District	\$ -			\$ -
Plumas Unified School District	\$ 9,296.03	38%	\$ 3,532.49	\$ 5,763.54
Point Arena Joint Unified School District	\$ 14,207.95	38%	\$ 5,399.02	\$ 8,808.93
Pollock Pines School District	\$ -			\$ -
Pomona Unified School District	\$ 467,756.13	38%	\$ 177,747.33	\$ 290,008.80
Pond Union School District	\$ -			\$ -
Pope Valley Union Elementary School District	\$ 3,394.80	38%	\$ 1,290.02	\$ 2,104.78
Port of Oakland	\$ 25,033.43	38%	\$ 9,512.70	\$ 15,520.73
Port of Stockton	\$ 14,940.69	38%	\$ 5,677.46	\$ 9,263.23
Porterville Unified School District	\$ 27,746.98	38%	\$ 10,543.85	\$ 17,203.13
Portola Valley School District	\$ 8,634.08	38%	\$ 3,280.95	\$ 5,353.13
Potter Valley Community Unified School District	\$ -			\$ -
Princeton Joint Unified School District	\$ 3.55	38%	\$ 1.35	\$ 2.20
Quartz Hill Water District	\$ -			\$ -
Rainbow Municipal Water District	\$ 62.11	38%	\$ 23.60	\$ 38.51
Raisin City Elementary School District	\$ -			\$ -
Rancho Adobe Fire Protection District	\$ 1,791.36	38%	\$ 680.72	\$ 1,110.64
Rancho Cucamonga Fire Protection District	\$ 13,892.76	38%	\$ 5,279.25	\$ 8,613.51
Ravenswood City School District	\$ 11,478.05	38%	\$ 4,361.66	\$ 7,116.39
Raymond Knowles Union Elementary School District	\$ -			\$ -
Ready Springs Unified School District	\$ 4,738.07	38%	\$ 1,800.47	\$ 2,937.60
Red Bluff Union Elementary School District	\$ 6,711.64	38%	\$ 2,550.42	\$ 4,161.22
Red Bluff Union High School District	\$ -			\$ -
Redding School District	\$ 2,349.60	38%	\$ 892.85	\$ 1,456.75
Redlands Unified School District	\$ 110,825.14	38%	\$ 42,113.55	\$ 68,711.59
Redwood City School District	\$ 43,518.32	38%	\$ 16,536.96	\$ 26,981.36
Redwoods Community College District	\$ 18.90	38%	\$ 7.18	\$ 11.72
Reed Union School District	\$ 6,930.98	38%	\$ 2,633.77	\$ 4,297.21
Reedley College	\$ 62,855.71	38%	\$ 23,885.17	\$ 38,970.54
Reeds Creek School District	\$ -			\$ -
Reef Sunset Unified School District	\$ 23,317.30	38%	\$ 8,860.57	\$ 14,456.72
Rialto Unified School District	\$ 111,972.60	38%	\$ 42,549.59	\$ 69,423.01
Richfield School District	\$ 1,604.35	38%	\$ 609.65	\$ 994.70
Richgrove School District	\$ -			\$ -
Richland School District	\$ 13,717.29	38%	\$ 5,212.57	\$ 8,504.72
Richmond Elementary School District	\$ -			\$ -
Rim of the World Unified School District	\$ 29,203.62	38%	\$ 11,097.37	\$ 18,106.24
Rincon Valley Fire District	\$ 408.19	38%	\$ 155.11	\$ 253.08
Rincon Valley Unified School District	\$ 2,125.04	38%	\$ 807.52	\$ 1,317.53
Rio Bravo Greeley Union School District	\$ 1,251.02	38%	\$ 475.39	\$ 775.63
Rio School District	\$ 18,151.01	38%	\$ 6,897.38	\$ 11,253.63
River Delta Unified School District	\$ 6,750.11	38%	\$ 2,565.04	\$ 4,185.07
Riverbank Unified School District	\$ -			\$ -
Riverdale Unified School District	\$ 13.23	38%	\$ 5.03	\$ 8.20
Riverside Local Agency Formation Commission	\$ -			\$ -
Riverside Transit Agency	\$ 13,458.35	38%	\$ 5,114.17	\$ 8,344.18
Roberts Ferry School District	\$ 2,251.44	38%	\$ 855.55	\$ 1,395.89
Robla Elementary School District	\$ 132.07	38%	\$ 50.19	\$ 81.89
Rocklin Unified School District	\$ 91.20	38%	\$ 34.65	\$ 56.54
Romoland Unified School District	\$ 11,664.77	38%	\$ 4,432.61	\$ 7,232.16
Rosamond Community Services District	\$ 14,317.26	38%	\$ 5,440.56	\$ 8,876.70
Rosedale Unified School District	\$ -			\$ -

*Where indicated by an asterisk, the Relator's share shall be in accordance with the separate written agreement between the Government Entity and the Relator

State of California ex rel. Sherwin v. Office Depot, Inc.

Exhibit 1: Approved Plan of Allocation

Real Party in Interest	Settlement Allocation	Relator's Share %	Relator's Share	Net Allocation
Roseland School District	\$ 11,957.31	38%	\$ 4,543.78	\$ 7,413.53
Roseville City School District	\$ -			\$ -
Roseville Joint Union High School District	\$ 9,202.44	38%	\$ 3,496.93	\$ 5,705.51
Ross School District	\$ 2,676.81	38%	\$ 1,017.19	\$ 1,659.63
Ross Valley Sanitary District	\$ 24.42	38%	\$ 9.28	\$ 15.14
Ross Valley School District	\$ 3,935.85	38%	\$ 1,495.62	\$ 2,440.22
Round Valley Unified School District	\$ 3,941.17	38%	\$ 1,497.65	\$ 2,443.53
Sacramento City Unified School District	\$ 0.65	38%	\$ 0.25	\$ 0.40
Sacramento CUSD	\$ 35,538.27	38%	\$ 13,504.54	\$ 22,033.73
Sacramento Housing and Redevelopment Agency	\$ 156.61	38%	\$ 59.51	\$ 97.10
Salinas City School District	\$ -			\$ -
Salinas Union High School District	\$ 133,028.63	38%	\$ 50,550.88	\$ 82,477.75
Salinas Valley Solid Waste Authority	\$ 12,086.01	38%	\$ 4,592.68	\$ 7,493.33
San Bernardino City Unified School District	\$ 1,384,523.64	38%	\$ 526,118.98	\$ 858,404.66
San Bernardino Community College	\$ 35,491.99	38%	\$ 13,486.96	\$ 22,005.03
San Bernardino Community College District	\$ 507.10	38%	\$ 192.70	\$ 314.40
San Bernardino Valley College	\$ -			\$ -
San Bernardino Valley Municipal Water District	\$ 4,714.29	38%	\$ 1,791.43	\$ 2,922.86
San Bruno Park School District	\$ -			\$ -
San Carlos Elementary School District	\$ -			\$ -
San Diego Convention Center	\$ 36,322.54	38%	\$ 13,802.57	\$ 22,519.97
San Diego County Water Authority	\$ 825.47	38%	\$ 313.68	\$ 511.79
San Diego Unified Port District	\$ 153.84	38%	\$ 58.46	\$ 95.38
San Diego Unified School District	\$ 257,908.37	38%	\$ 98,005.18	\$ 159,903.19
San Francisco Housing Authority	\$ -			\$ -
San Francisco Unified School District	\$ 338,213.79	38%	\$ 128,521.24	\$ 209,692.55
San Gabriel Unified School District	\$ 16,792.56	38%	\$ 6,381.17	\$ 10,411.39
San Gabriel Valley Mosquito and Vector Control District	\$ 2,186.76	38%	\$ 830.97	\$ 1,355.79
San Jacinto Unified School District	\$ 7,164.30	38%	\$ 2,722.43	\$ 4,441.86
San Joaquin County Mosquito Vector Control District	\$ -			\$ -
San Joaquin Delta Community College District	\$ 4,656.89	38%	\$ 1,769.62	\$ 2,887.27
San Joaquin Valley Air Pollution Control District	\$ 2,477.32	38%	\$ 941.38	\$ 1,535.94
San Joaquin Valley Unified School District	\$ 549.39	38%	\$ 208.77	\$ 340.62
San Jose Evergreen Community College District	\$ 105,772.62	38%	\$ 40,193.60	\$ 65,579.03
San Jose Unified School District	\$ 2,460.78	38%	\$ 935.10	\$ 1,525.68
San Juan Unified School District	\$ 4,533.53	38%	\$ 1,722.74	\$ 2,810.79
San Leandro Unified School District	\$ -			\$ -
San Lorenzo Valley School District	\$ 4,000.58	38%	\$ 1,520.22	\$ 2,480.36
San Luis Coastal Unified School District	\$ 25,470.10	38%	\$ 9,678.64	\$ 15,791.46
San Luis Obispo County Community College District	\$ 174.25	38%	\$ 66.22	\$ 108.04
San Luis Obispo Local Agency Formation Commission	\$ 1,163.28	38%	\$ 442.05	\$ 721.23
San Marino Unified School District	\$ 8,643.69	38%	\$ 3,284.60	\$ 5,359.09
San Mateo Community College District	\$ 125,414.88	38%	\$ 47,657.66	\$ 77,757.23
San Mateo County Health System	\$ 1,243.39	38%	\$ 472.49	\$ 770.90
San Mateo County Mosquito Abatement District	\$ -			\$ -
San Mateo County Office of Education	\$ 49,610.70	38%	\$ 18,852.07	\$ 30,758.64
San Mateo Foster City	\$ -			\$ -
San Mateo Medical Center	\$ 135,066.92	38%	\$ 51,325.43	\$ 83,741.49
San Mateo Union High School District	\$ 65,251.77	38%	\$ 24,795.67	\$ 40,456.10
San Miguel Community Services District	\$ 1,710.84	38%	\$ 650.12	\$ 1,060.72
San Miguel Consolidated Fire Protection District	\$ -			\$ -
San Miguel Joint School District	\$ 2,107.81	38%	\$ 800.97	\$ 1,306.84
San Rafael City Schools	\$ 30,701.74	38%	\$ 11,666.66	\$ 19,035.08

*Where indicated by an asterisk, the Relator's share shall be in accordance with the separate written agreement between the Government Entity and the Relator

State of California ex rel. Sherwin v. Office Depot, Inc.

Exhibit 1: Approved Plan of Allocation

Real Party in Interest	Settlement Allocation	Relator's Share %	Relator's Share	Net Allocation
San Ramon Valley Unified School District	\$ 425,585.86	38%	\$ 161,722.63	\$ 263,863.23
Sanger Unified School District	\$ 79,533.83	38%	\$ 30,222.85	\$ 49,310.97
Santa Barbara Community College District	\$ 4,302.42	38%	\$ 1,634.92	\$ 2,667.50
Santa Barbara Unified School District	\$ 92,141.08	38%	\$ 35,013.61	\$ 57,127.47
Santa Clara County Vector Control District	\$ -			\$ -
Santa Clara Unified School District	\$ -			\$ -
Santa Clara Valley Transportation Authority	\$ 115,446.69	38%	\$ 43,869.74	\$ 71,576.95
Santa Clara Valley Water District	\$ -			\$ -
Santa Clarita Valley School Food Service Agency	\$ 2,480.72	38%	\$ 942.67	\$ 1,538.04
Santa Cruz City School District	\$ 3,002.02	38%	\$ 1,140.77	\$ 1,861.26
Santa Cruz County Office of Education	\$ -			\$ -
Santa Cruz County Regional Transportation Commission	\$ 219.09	38%	\$ 83.25	\$ 135.84
Santa Cruz Metropolitan Transit District	\$ -			\$ -
Santa Maria Joint Unified School District	\$ 97,732.86	38%	\$ 37,138.49	\$ 60,594.37
Santa Maria-Bonita School District	\$ 89,580.98	38%	\$ 34,040.77	\$ 55,540.21
Santa Monica Community College District	\$ -			\$ -
Santa Paula Unified School District	\$ 15,037.78	38%	\$ 5,714.36	\$ 9,323.42
Santa Rita Union School District	\$ 1,374.37	38%	\$ 522.26	\$ 852.11
Santee School District	\$ -			\$ -
Saratoga Union School District	\$ 591.82	38%	\$ 224.89	\$ 366.93
Saugus Union School District	\$ -			\$ -
Sausalito Marin City School District	\$ 541.92	38%	\$ 205.93	\$ 335.99
Savanna School District	\$ -			\$ -
Scott Valley Unified School District	\$ 8,453.18	38%	\$ 3,212.21	\$ 5,240.97
Sebastopol Union Elementary School District	\$ -			\$ -
Seiad Elementary School District	\$ 149.71	38%	\$ 56.89	\$ 92.82
Self-Insured Schools of California	\$ -			\$ -
Selma Unified School District	\$ -			\$ -
Sequoia Union Elementary School District	\$ 1,627.01	38%	\$ 618.26	\$ 1,008.75
Sequoia Union High School District	\$ 8,204.30	38%	\$ 3,117.64	\$ 5,086.67
Shandon Unified School District	\$ 2,253.95	38%	\$ 856.50	\$ 1,397.45
Shasta Area Safety Communications Agency	\$ -			\$ -
Shasta Community Services District	\$ 576.32	38%	\$ 219.00	\$ 357.32
Shasta Elementary School District	\$ 1,413.17	38%	\$ 537.01	\$ 876.17
Shasta Local Agency Formation Commission	\$ 1,002.41	38%	\$ 380.91	\$ 621.49
Shasta Trinity Regional Occupation Program	\$ 10,737.95	38%	\$ 4,080.42	\$ 6,657.53
Shasta Union High School District	\$ 11,169.96	38%	\$ 4,244.59	\$ 6,925.38
Shiloh Elementary School District	\$ 1,675.09	38%	\$ 636.53	\$ 1,038.56
Shoreline Unified School District	\$ 12,163.72	38%	\$ 4,622.22	\$ 7,541.51
Sierra Plumas Joint Unified School District	\$ 1,049.90	38%	\$ 398.96	\$ 650.94
Sierra Unified School District	\$ 11,841.62	38%	\$ 4,499.81	\$ 7,341.80
Sierra-Sacramento Valley EMS Agency	\$ 3,821.13	38%	\$ 1,452.03	\$ 2,369.10
Silver Fork School District	\$ 31.79	38%	\$ 12.08	\$ 19.71
Simi Valley Unified School District	\$ -			\$ -
Siskiyou County Regional Occupational Program	\$ 265.73	38%	\$ 100.98	\$ 164.75
Siskiyou Union High School District	\$ 17,244.24	38%	\$ 6,552.81	\$ 10,691.43
Solana Beach School District	\$ 571.56	38%	\$ 217.19	\$ 354.37
Solano Community College	\$ 34,865.65	38%	\$ 13,248.95	\$ 21,616.70
Solano Irrigation District	\$ -			\$ -
Solano Transportation Authority	\$ 11,292.53	38%	\$ 4,291.16	\$ 7,001.37
Soledad Unified School District	\$ 548.77	38%	\$ 208.53	\$ 340.24
Sonoma County Law Library	\$ -			\$ -
Sonoma County Water Agency	\$ 45,420.78	38%	\$ 17,259.90	\$ 28,160.89

*Where indicated by an asterisk, the Relator's share shall be in accordance with the separate written agreement between the Government Entity and the Relator

State of California ex rel. Sherwin v. Office Depot, Inc.

Exhibit 1: Approved Plan of Allocation

Real Party in Interest	Settlement Allocation	Relator's Share %	Relator's Share	Net Allocation
Sonoma Marin Area Rail Transit	\$ -			\$ -
Sonoma State University	\$ 5,490.01	38%	\$ 2,086.20	\$ 3,403.81
Sonoma Valley Hospital	\$ 2,312.71	38%	\$ 878.83	\$ 1,433.88
Sonoma Valley Unified School District	\$ 24,330.63	38%	\$ 9,245.64	\$ 15,084.99
Sonoma Union High School District	\$ 1,906.91	38%	\$ 724.63	\$ 1,182.28
Soulsbyville School District	\$ 268.60	38%	\$ 102.07	\$ 166.53
South Bay Environmental Services Center	\$ -			\$ -
South Bay Regional Public Safety Training	\$ 6,932.81	38%	\$ 2,634.47	\$ 4,298.34
South Bayside System Authority	\$ 17,413.37	38%	\$ 6,617.08	\$ 10,796.29
South Coast Air Quality Management District	\$ 78,521.09	38%	\$ 29,838.01	\$ 48,683.07
South Fork Union School District	\$ 206.67	38%	\$ 78.54	\$ 128.14
South Humboldt Unified School District	\$ 962.23	38%	\$ 365.65	\$ 596.58
South Pasadena Unified School District	\$ 8,972.84	38%	\$ 3,409.68	\$ 5,563.16
South San Francisco Unified School District	\$ 26,911.71	38%	\$ 10,226.45	\$ 16,685.26
South Tahoe Public Utility District	\$ 4,011.62	38%	\$ 1,524.41	\$ 2,487.20
South Whittier School District	\$ 2,464.28	38%	\$ 936.43	\$ 1,527.85
Southeast Regional Occupational Program	\$ 6,283.56	38%	\$ 2,387.75	\$ 3,895.81
Southern California Association of Governments	\$ 20,291.89	38%	\$ 7,710.92	\$ 12,580.97
Southern California Public Power Authority	\$ 237.34	38%	\$ 90.19	\$ 147.15
Southern California Regional Occupational Center	\$ 6,913.20	38%	\$ 2,627.01	\$ 4,286.18
Southern Kern Unified School District	\$ 968.10	38%	\$ 367.88	\$ 600.22
Southern Trinity Joint Unified School District	\$ 125.11	38%	\$ 47.54	\$ 77.57
Southwest Transportation Agency	\$ -			\$ -
Southwestern Community College	\$ 129,087.68	38%	\$ 49,053.32	\$ 80,034.36
St Helena Unified School District	\$ 15,906.22	38%	\$ 6,044.36	\$ 9,861.86
Standard School District	\$ -			\$ -
Stanislaus Unified School District	\$ 10,636.57	38%	\$ 4,041.90	\$ 6,594.67
State Center Community College District	\$ 14,625.48	38%	\$ 5,557.68	\$ 9,067.80
Stone Corral Elementary School District	\$ 3,437.65	38%	\$ 1,306.31	\$ 2,131.34
Strathmore Union Elementary School District	\$ -			\$ -
Sulphur Springs School District	\$ -			\$ -
Summerville Elementary School District	\$ -			\$ -
Summerville Union High School District	\$ -			\$ -
Sundale Union School District	\$ -			\$ -
Sunline Transit Agency	\$ 27,549.57	38%	\$ 10,468.84	\$ 17,080.74
Sunnyside Union Elementary School District	\$ 2,412.60	38%	\$ 916.79	\$ 1,495.81
Sunnyvale School District	\$ 1,916.44	38%	\$ 728.25	\$ 1,188.19
Superior Court of Marin County	\$ 237.80	38%	\$ 90.36	\$ 147.43
Surprise Valley Joint Unified School District	\$ 7,673.64	38%	\$ 2,915.98	\$ 4,757.66
Susanville Elementary School District	\$ 10,990.65	38%	\$ 4,176.45	\$ 6,814.20
Sutter Union High School District	\$ 6,709.22	38%	\$ 2,549.50	\$ 4,159.71
Sweetwater Union High School District	\$ 379,200.68	38%	\$ 144,096.26	\$ 235,104.42
Sylvan Union School District	\$ 10,768.07	38%	\$ 4,091.87	\$ 6,676.21
Taft City School District	\$ 32,295.20	38%	\$ 12,272.18	\$ 20,023.02
Taft Union High School District	\$ 3,500.60	38%	\$ 1,330.23	\$ 2,170.37
Tahoe Truckee Sanitation Agency	\$ 4,497.39	38%	\$ 1,709.01	\$ 2,788.38
Tahoe Truckee Unified School District	\$ 25,904.48	38%	\$ 9,843.70	\$ 16,060.78
Tamalpais Unified High School District	\$ 10,364.36	38%	\$ 3,938.46	\$ 6,425.90
Techapi Police Department	\$ -			\$ -
Tehachapi Unified School District	\$ -			\$ -
Temecula Valley Unified School District	\$ 32,772.79	38%	\$ 12,453.66	\$ 20,319.13
Temple City Unified School District	\$ 2,172.03	38%	\$ 825.37	\$ 1,346.66
Templeton Unified School District	\$ 21,314.47	38%	\$ 8,099.50	\$ 13,214.97
Terra Bella Union School District	\$ -			\$ -

State of California ex rel. Sherwin v. Office Depot, Inc.

Exhibit 1: Approved Plan of Allocation

Real Party in Interest	Settlement Allocation	Relator's Share %	Relator's Share	Net Allocation
Thermalito Union School District	\$ 5,036.05	38%	\$ 1,913.70	\$ 3,122.35
Three Valleys Municipal Water District	\$ -			\$ -
Torrance Unified School District	\$ -			\$ -
Town of Apple Valley	\$ 2,236.56	38%	\$ 849.89	\$ 1,386.67
Town of Atherton	\$ 11,729.38	38%	\$ 4,457.16	\$ 7,272.21
Town of Discovery Bay	\$ 2,121.26	38%	\$ 806.08	\$ 1,315.18
Town of Los Altos Hills	\$ 4,791.56	38%	\$ 1,820.79	\$ 2,970.77
Town of Los Gatos	\$ 28,998.74	38%	\$ 11,019.52	\$ 17,979.22
Town of Paradise	\$ 20,397.12	38%	\$ 7,750.91	\$ 12,646.22
Town of Portola Valley	\$ 594.02	38%	\$ 225.73	\$ 368.29
Town of San Anselmo	\$ 14,702.65	38%	\$ 5,587.01	\$ 9,115.64
Town of Windsor	\$ 27,815.13	38%	\$ 10,569.75	\$ 17,245.38
Town of Woodside	\$ 16,456.89	38%	\$ 6,253.62	\$ 10,203.27
Town of Yountville	\$ 12,578.79	38%	\$ 4,779.94	\$ 7,798.85
Tracy Unified School District	\$ 125,761.59	38%	\$ 47,789.40	\$ 77,972.18
Transportation Agency for Monterey County	\$ 347.14	38%	\$ 131.91	\$ 215.23
Travis Unified School District	\$ 70.54	38%	\$ 26.81	\$ 43.74
Tri-Dam Project	\$ -			\$ -
Trinity Alps Unified School District	\$ 6,267.27	38%	\$ 2,381.56	\$ 3,885.71
Trinity Public Utilities District	\$ 2,181.09	38%	\$ 828.81	\$ 1,352.27
Tri-Valley Regional Occupation Program	\$ -			\$ -
Truckee Donner Parks and Recreation	\$ 89.32	38%	\$ 33.94	\$ 55.38
Tulare City School District	\$ -			\$ -
Tulare Irrigation District	\$ 4,200.00	38%	\$ 1,596.00	\$ 2,604.00
Tulare Joint Union High School District	\$ 195.67	38%	\$ 74.36	\$ 121.32
Tulare Lake Basin Water Storage District	\$ 2,409.46	38%	\$ 915.59	\$ 1,493.86
Tulelake Basin Joint Unified School District	\$ 1.82	38%	\$ 0.69	\$ 1.13
Tulelake Police Department	\$ -			\$ -
Turlock Unified School District	\$ 12,536.57	38%	\$ 4,763.90	\$ 7,772.68
Twain Harte Long Barn Union Elementary School District	\$ 848.15	38%	\$ 322.30	\$ 525.86
Twin Hills Union School District	\$ 4,728.29	38%	\$ 1,796.75	\$ 2,931.54
Twin Ridges Elementary School District	\$ 13,608.78	38%	\$ 5,171.34	\$ 8,437.44
Twin Rivers Unified School District	\$ 132,575.61	38%	\$ 50,378.73	\$ 82,196.88
Two Rock School District	\$ 155.51	38%	\$ 59.09	\$ 96.41
Ukiah Unified School District	\$ 20,303.73	38%	\$ 7,715.42	\$ 12,588.31
Union Elementary School District	\$ 1,039.37	38%	\$ 394.96	\$ 644.41
Union Sanitary District	\$ 33.30	38%	\$ 12.65	\$ 20.65
United Water Conservation District	\$ 2,905.50	38%	\$ 1,104.09	\$ 1,801.41
University of California Berkeley	\$ 41,732.27	38%	\$ 15,858.26	\$ 25,874.01
University of California Davis	\$ 1,297.27	38%	\$ 492.96	\$ 804.31
University of California Riverside	\$ 3,691.33	38%	\$ 1,402.71	\$ 2,288.63
University of California San Diego	\$ 46,960.29	38%	\$ 17,844.91	\$ 29,115.38
University of California San Francisco	\$ -			\$ -
University of California Santa Barbara	\$ 3,072.48	38%	\$ 1,167.54	\$ 1,904.94
University of California Santa Cruz	\$ 14,733.44	38%	\$ 5,598.71	\$ 9,134.73
Upland Unified School District	\$ -			\$ -
Upper Lake Union School District	\$ 720.02	38%	\$ 273.61	\$ 446.41
Vacaville Unified School District	\$ -			\$ -
Vallecito Union School District	\$ 1,387.10	38%	\$ 527.10	\$ 860.00
Vallejo City Unified School District	\$ 192,727.10	38%	\$ 73,236.30	\$ 119,490.80
Vallejo Sanitation and Flood Control District	\$ 4,615.03	38%	\$ 1,753.71	\$ 2,861.32
Valley Center Fire Protection District	\$ 868.51	38%	\$ 330.03	\$ 538.48
Valley Center Parks and Recreation District	\$ 636.11	38%	\$ 241.72	\$ 394.39

*Where indicated by an asterisk, the Relator's share shall be in accordance with the separate written agreement between the Government Entity and the Relator

State of California ex rel. Sherwin v. Office Depot, Inc.

Exhibit 1: Approved Plan of Allocation

Real Party in Interest	Settlement Allocation	Relator's Share %	Relator's Share	Net Allocation
Valley of the Moon Water District	\$ 239.28	38%	\$ 90.93	\$ 148.35
Valley Regional Occupational Program	\$ 11,496.78	38%	\$ 4,368.78	\$ 7,128.00
Ventura County Community College District	\$ 129,964.64	38%	\$ 49,386.56	\$ 80,578.08
Ventura Local Agency Formation Commission	\$ 496.48	38%	\$ 188.66	\$ 307.82
Ventura Regional Sanitation District	\$ 5,468.80	38%	\$ 2,078.14	\$ 3,390.66
Ventura Unified School District	\$ -			\$ -
Vineland School District	\$ -			\$ -
Visalia Unified School District	\$ 239,353.69	38%	\$ 90,954.40	\$ 148,399.29
Walnut Creek School District	\$ 18,160.89	38%	\$ 6,901.14	\$ 11,259.75
Wasco Recreation and Parks District	\$ -			\$ -
Wasco Union Elementary School District	\$ 8,683.66	38%	\$ 3,299.79	\$ 5,383.87
Wasco Union High School District	\$ 5,566.02	38%	\$ 2,115.09	\$ 3,450.93
Washington Colony Elementary School District	\$ 1,553.64	38%	\$ 590.38	\$ 963.26
Washington Union Elementary School District	\$ 147.15	38%	\$ 55.92	\$ 91.23
Washington Union High School District	\$ 11,148.06	38%	\$ 4,236.26	\$ 6,911.80
Water Replenishment District of Southern California	\$ -			\$ -
Waterford Elementary School District	\$ 16,466.38	38%	\$ 6,257.22	\$ 10,209.15
Waugh School District	\$ -			\$ -
Waukena Joint Union School District	\$ 356.41	38%	\$ 135.44	\$ 220.97
Weaver Union School District	\$ -			\$ -
Weaverville Community Services District	\$ 1,174.94	38%	\$ 446.48	\$ 728.46
Weaverville Fire Protection District	\$ -			\$ -
Weed Union Elementary School District	\$ 756.66	38%	\$ 287.53	\$ 469.13
West Basin Municipal Water District	\$ 13,667.58	38%	\$ 5,193.68	\$ 8,473.90
West Bay Sanitary District	\$ -			\$ -
West Contra Costa Unified School District	\$ 196.38	38%	\$ 74.62	\$ 121.75
West Covina Unified School District	\$ 1,463.57	38%	\$ 556.16	\$ 907.41
West Fresno School District	\$ 2,468.30	38%	\$ 937.95	\$ 1,530.35
West Hills Community College District	\$ 99,427.13	38%	\$ 37,782.31	\$ 61,644.82
West Kern Community College District	\$ 86,966.04	38%	\$ 33,047.09	\$ 53,918.94
West Kern Water District	\$ 7,040.02	38%	\$ 2,675.21	\$ 4,364.81
West Park Elementary School	\$ 13,161.93	38%	\$ 5,001.53	\$ 8,160.40
West Side Union School District	\$ 588.91	38%	\$ 223.79	\$ 365.12
West Sonoma County School District	\$ 21,643.67	38%	\$ 8,224.59	\$ 13,419.07
Western Municipal Water District	\$ 36,542.09	38%	\$ 13,885.99	\$ 22,656.10
Western Placer Unified School District	\$ 16,530.85	38%	\$ 6,281.72	\$ 10,249.13
Westlands Water District	\$ 8,245.30	38%	\$ 3,133.21	\$ 5,112.08
Westwood Unified School District	\$ -			\$ -
Wheatland Elementary School District	\$ -			\$ -
Wheatland Union High School District	\$ 1,626.05	38%	\$ 617.90	\$ 1,008.15
Whitmore Union Elementary School District	\$ 860.32	38%	\$ 326.92	\$ 533.40
William S. Hart Union High School District	\$ 202,452.34	38%	\$ 76,931.89	\$ 125,520.45
Willits Unified School District	\$ 895.84	38%	\$ 340.42	\$ 555.42
Willows Unified School District	\$ -			\$ -
Wilmar Union Elementary School District	\$ 1,651.30	38%	\$ 627.49	\$ 1,023.81
Windsor Unified School District	\$ 11,843.79	38%	\$ 4,500.64	\$ 7,343.15
Winton School District	\$ 1,996.01	38%	\$ 758.48	\$ 1,237.53
Woodlake Elementary School District	\$ 16,496.30	38%	\$ 6,268.59	\$ 10,227.70
Woodlake Union High School	\$ 8,678.02	38%	\$ 3,297.65	\$ 5,380.37
Woodland Joint Unified School District	\$ 11,226.52	38%	\$ 4,266.08	\$ 6,960.44
Woodville Union School District	\$ -			\$ -
Wright School District	\$ -			\$ -
Yosemite Unified School District	\$ 11,618.21	38%	\$ 4,414.92	\$ 7,203.29
Yreka Union Elementary School District	\$ 8,777.71	38%	\$ 3,335.53	\$ 5,442.18

State of California ex rel. Sherwin v. Office Depot, Inc.

Exhibit 1: Approved Plan of Allocation

Real Party in Interest	Settlement Allocation	Relator's Share %	Relator's Share	Net Allocation
Yreka Union High School District	\$ 7,936.17	38%	\$ 3,015.75	\$ 4,920.43
Yuba City Unified School District	\$ 97,264.04	38%	\$ 36,960.33	\$ 60,303.70
Yuba Community College District	\$ 118,500.61	38%	\$ 45,030.23	\$ 73,470.38
Yuba County Water Agency	\$ 9,119.93	38%	\$ 3,465.57	\$ 5,654.36
Zone 7 Water Agency	\$ 1,572.98	38%	\$ 597.73	\$ 975.25

1 Robert J. Nelson, Bar No. 132797
rnelson@lchb.com
2 Lexi J. Hazam, Bar No. 224457
lhazam@lchb.com
3 Lin Y. Chan, Bar No. 255027
lchan@lchb.com
4 Marc A. Pilotin, Bar No. 266369
mpilotin@lchb.com
5 LIEFF CABRASER HEIMANN & BERNSTEIN, LLP
275 Battery Street, 29th Floor
6 San Francisco, CA 94111-3339
Telephone: 415.956.1000
7 Facsimile: 415.956.1008

8 Attorneys for Plaintiffs the Counties of San Bernardino
and Santa Clara; the Cities of Azusa, Colton, Indian
9 Wells, Los Angeles, and Santa Maria; San Joaquin
County Office of Education, Stanislaus County Office of
10 Education, Merced Union High School District, Baldwin
Park Unified School District and Stockton Unified
11 School District; and for *Qui Tam* Plaintiff David
Sherwin
12

13 SUPERIOR COURT OF CALIFORNIA

14 COUNTY OF LOS ANGELES

15 UNLIMITED JURISDICTION
16

17
18 STATE OF CALIFORNIA, *et al.*, *ex rel.*
19 DAVID SHERWIN,

20 Plaintiffs,

21 v.

22 OFFICE DEPOT, INC.,
23 Defendant,

24 Defendant.

Case No. BC410135

UNLIMITED JURISDICTION

PROOF OF SERVICE

25 I, D.J. Gray, declare:


26 I am employed in San Francisco County, California. I am over the age of eighteen years
27 and not a party to the within-entitled action. My business address is 275 Battery Street, 29th
28 Floor, San Francisco, California 94111-3339. On February 23, 2015 I served copies of the

1 document(s) entitled:

- 2 1. NOTICE OF ENTRY OF JUDGMENT;
- 3 2. ORDER GRANTING MOTION FOR APPROVAL OF ALLOCATION OF
- 4 SETTLEMENT FUND;
- 5 3. ORDER APPROVING AWARD OF RELATOR'S SHARE;
- 6 4. ORDER GRANTING MOTION FOR APPROVAL OF DISMISSAL PURSUANT TO
- 7 SETTLEMENT AGREEMENT AND ORDER TO COMPLY WITH SETTLEMENT;
- 8 and
- 9 5. PROOF OF SERVICE

10 by certified mail on the parties on the attached Service List.

11 I declare under penalty of perjury under the laws of the State of California that the above
12 is true and correct. Executed on February 23, 2015, at San Francisco, California.

13
14 
15 D.J. Gray

Service List

ABC UNIFIED SCHOOL DISTRICT 16700 NORWALK BLVD CERRITOS, CA 90703	ALISAL UNION SCHOOL DISTRICT 1205 EAST MARKET ST. SALINAS, CA 93905-2831
ACADEMIA SEMILLAS DEL PUEBLO 4736 HUNTINGTON DR SOUTH LOS ANGELES, CA 90032	ALLAN HANCOCK COLLEGE 800 S COLLEGE DR SANTA MARIA, CA 93454
ACALANES UNION HIGH SCHOOL DISTRICT 1212 PLEASANT HILL RD LAFAYETTE, CA 945492623	ALLENSWORTH ELEM HC 1 BOX 136 EARLIMART, CA 93219
ACTON-AGUA DULCE UNIFIED SCHOOL DISTRICT 32248 NORTH CROWN VALLEY RD. ACTON, CA 93510	ALLENSWORTH ELEMENTARY SCHOOL DISTRICT 3320 YOUNG ROAD ALLENSWORTH, CA 93219
ADELANTO SCHOOL DISTRICT 11824 AIR EXPRESSWAY ADELANTO, CA 92301	ALPAUGH UNIFIED SCHOOL DISTRICT PO BOX 9 ALPAUGH, CA 932010009
ADMIN FIRE SERV 315 E IVY ST FALLBROOK, CA 92028-2138	ALPINE COUNTY SUPERINTENDENT OF SCHOOLS 43 HAWKSIDE DRIVE MARKLEEVILLE, CA 96120
ALAMEDA COUNTY OFFICE OF EDUCATION 313 WEST WINTON AVE. HAYWARD, CA 94544-1136	ALPINE COUNTY 99 WATER ST, P.O. BOX 387 MARKLEEVILLE, CA 96120
ALAMEDA UNIFIED SCHOOL DISTRICT 2200 CENTRAL AVE ALAMEDA, CA 945014411	ALPINE FIRE PROTECTN DIST 1364 TAVERN RD ALPINE, CA 91901-3831
ALBANY UNIFIED SCHOOL DISTRICT 1051 MONROE ST ALBANY, CA 947062261	ALTA LOMA SCHOOL DISTRICT 9390 BASELINE RD RANCHO CUCAMONGA, CA 917015821
ALDAR ACADEMY 4436 ENGLE RD SACRAMENTO, CA 95821	ALTA VISTA SCHOOL DISTRICT 2293 E CRABTREE AVE PORTERVILLE, CA 932575225
ALEXANDER VALLEY SCHOOL DISTRICT 8511 HIGHWAY 128 HEALDSBURG, CA 95448	ALTA-DUTCH FLAT UNION SCHOOL DISTRICT PO BOX 958 ALTA, CA 95701-0958
ALHAMBRA HIGH SCHOOL DISTRICT PO BOX 110 ALHAMBRA, CA 91802	ALTOMEASE R. KENNEDY SANFORD HEISLER, LLP 1666 CONNECTICUT AVENUE NW, SUITE 300 WASHINGTON DC 20009
ALHAMBRA UNIFIED SCHOOL DISTRICT 1515 WEST MISSION RD. ALHAMBRA, CA 91803-1618	ALUM ROCK UNION SCHOOL DISTRICT 2930 GAY AVE SAN JOSE, CA 951272322

1	ALVIEW-DAIRYLAND UNION SCHOOL DISTRICT	ARCOHE UNION SCHOOL DISTRICT
2	12861 AVENUE 18 1/2	11755 IVIE ROAD
3	CHOWCHILLA, CA 93610-9049	PO BOX 93
4	ALVINA ELEMENTARY SCHOOL DISTRICT	HERALD, CA 95638
5	295 W SAGINAW AVE	ARDEN MANOR PK & REC DIST
6	CARUTHERS, CA 936099710	1415 RUSHDEN DR
7	ALVORD UNIFIED SCHOOL DISTRICT	SACRAMENTO, CA 95864-2730
8	10365 KELLER AVE.	ARDEN MANOR RECREATION AND
9	RIVERSIDE, CA 92505-1349	PARK DISTRICT
10	AMADOR COUNTY OFFICE OF	1415 RUSHDEN DRIVE
11	EDUCATION	SACRAMENTO, CA 95864
12	217 REX AVENUE, STE. 7	AREA HOUSING AUTHORITY OF THE
13	JACKSON, CA 95642	COUNTY OF VENTURA
14	AMADOR LAFCO	1400 WEST HILLCREST DR.
15	PO BOX 221292	VENTURA, CA 91320
16	SACRAMENTO, CA 95822	ARISE HIGH SCHOOL
17	AMERICAN UNION ELEMENTARY	3301 E 12 ST. #205
18	SCHOOL DISTRICT	OAKLAND, CA 94601
19	2801 W ADAMS AVE	ARMONA UNION ELEMENTARY
20	FRESNO, CA 937069601	SCHOOL DISTRICT
21	ANDERSON UNION HIGH SCHOOL	11115 C STREET
22	1469 FERRY ST	PO BOX 368
23	ANDERSON, CA 960073313	ARMONA, CA 93202
24	ANDERSON VALLEY UNIFIED SCHOOL	AROMAS SAN JUAN UNIFIED SCHOOL
25	DISTRICT	DISTRICT
26	PO BOX 457	2300 SAN JUAN HWY
27	BOONVILLE, CA 95415	SAN JUAN BAUTISTA, CA 950459557
28	ANTELOPE ELEMENTARY SCHOOL	ARROYO SECO PTA
	DISTRICT	5280 IRENE WAY
	22630 ANTELOPE BLVD	LIVERMORE, CA 94550
	RED BLUFF, CA 960808871	ARVIN UNION SCHOOL DISTRICT
	ANTELOPE VALLEY HIGH SCHOOL	737 BEAR MOUNTAIN BLVD
	DISTRICT	ARVIN, CA 932031413
	44811 SIERRA HWY	ASPIRE PUBLIC SCHOOLS
	LANCASTER, CA 935343226	1001 22ND AVE
	ANTELOPE VALLEY JUNIOR COLLEGE	OAKLAND, CA 94606
	DISTRICT	ATASCADERO UNIFIED SCHOOL
	3041 W AVENUE K	DISTRICT
	LANCASTER, CA 93536	5601 WEST MALL
	ANTIOCH UNIFIED SCHOOL DISTRICT	ATASCADERO, CA 934224234
	PO BOX 768	ATWATER SCHOOL DISTRICT
	ANTIOCH, CA 945090904	1401 BROADWAY AVE
	ARCADIA UNIFIED SCHOOL DISTRICT	ATWATER, CA 953013546
	234 CAMPUS DR	AUBURN AREA RECREATION DISTRICT
	ARCADIA, CA 910076902	123 RECREATION DR
		AUBURN, CA 956035427

1	AUBURN UNION SCHOOL DISTRICT 255 EPPERLE LN. AUBURN, CA 95603	BEAUMONT UNIFIED SCHOOL DISTRICT PO BOX 187 BEAUMONT, CA 922230187
2		
3	AVESON CHARTER SCHOOL 1919 E. PINECREST DR ALTADENA, CA 91001	BEAUMONT-CHERRY VALLEY PO BOX 490 RECREATION & PARK DIST BEAUMONT, CA 92223-0490
4		
5	BAKERSFIELD CITY SCHOOL DISTRICT 1300 BAKER ST BAKERSFIELD, CA 933054326	BEHAVIOR INTERVENTION ASSOCIATION 2354 POWELL STREET EMERYVILLE, CA 94608
6	BALDWIN PARK UNIFIED SCHOOL DISTRICT 3699 HOLLY AVE BALDWIN PARK, CA 917065327	BELLA VISTA ELEMENTARY SCHOOL DISTRICT 22661 OLD ALTURAS RD BELLA VISTA, CA 960089792
7		
8	BALDY VIEW REGIONAL 8265 ASPEN AVE #100 RANCHO CUCAMONGA, CA 91730	BELLEVUE UNION SCHOOL DISTRICT 3223 PRIMROSE AVE SANTA ROSA, CA 95407
9		
10	BANGOR UNION ELEMENTARY SCHOOL DISTRICT PO BOX 340 BANGOR, CA 959140340	BELLFLOWER UNIFIED SCHOOL DISTRICT 16703 CLARK AVE BELLFLOWER, CA 907065203
11		
12	BANNING UNIFIED SCHOOL DISTRICT 161 W WILLIAMS ST BANNING, CA 922204746	BELMONT REDWOOD SHORES 2960 HALLMARK DR BELMONT, CA 94002
13		
14	BARSTOW UNIFIED SCHOOL DISTRICT 551 SOUTH AVENUE H BARSTOW, CA 92311-2500	BENICIA UNIFIED SCHOOL DISTRICT 350 E K ST BENICIA, CA 945103437
15		
16	BASS LAKE SCHOOL DISTRICT 40096 INDIAN SPRINGS RD OAKHURST, CA 936448729	BENNETT VALLEY UNION SCHOOL DISTRICT 2250 MESQUITE DR SANTA ROSA, CA 95405
17		
18	BASSETT UNIFIED SCHOOL DISTRICT 904 WILLOW AVE LA PUENTE, CA 917461615	BERKELEY FOOD AND HOUSING PROJECT 2140 DWIGHT WAY BERKELEY, CA 94704
19		
20	BAY AREA RAPID TRANSIT 300 LAKESIDE DR OAKLAND, CA 94612	BERKELEY MONTESSORI SCHOOL 1310 UNIVERSITY AVE BERKELEY, CA 94704-1109
21		
22	BAY AREA TECHNOLOGY SCHOOL 8251 FONTAINE STREET OAKLAND, CA 94605	BERKELEY UNIFIED SCHOOL DISTRICT 2134 MARTIN LUTHER KING BERKELEY, CA 947041108
23	BEAR VALLEY UNIFIED SCHOOL DISTRICT PO BOX 1529 BIG BEAR LAKE, CA 923151529	
24		
25	BEARDSLEY SCHOOL DISTRICT 1001 ROBERTS LN. BAKERSFIELD, CA 93308-4503	
26		
27		
28		

1	BERRYESSA UNION SCHOOL DISTRICT 1376 PIEDMONT RD SAN JOSE, CA 951322427	BONNY DOON UNION ELEMENTARY SCHOOL DISTRICT 1492 PINE FLAT RD SANTA CRUZ, CA 950609712
2	BERT CORONA CHARTER SCHOOL 9400 REMICK AVE PACOIMA, CA 91331	BORREGO SPRINGS UNIFIED SCHOOL DISTRICT 1315 PALM CANYON DR BORREGO SPRINGS, CA 92004
3	BEVERLY HILLS HIGH SCHOOL DISTRICT 241 S MORENO DR BEVERLY HILLS, CA 90212	BRAWLEY SCHOOL DISTRICT 261 W D ST BRAWLEY, CA 922271823
4	BEVERLY HILLS UNIFIED SCHOOL DISTRICT 255 S LASKY DR BEVERLY HILLS, CA 902123644	BRAWLEY UNION HIGH SCHOOL DISTRICT 480 NORTH IMPERIAL AVE. BRAWLEY, CA 92227-1625
5	BIG LAGOON UN SCH-4 STAR ROUTE TRINIDAD, CA 95570	BRENTWOOD UNION SCHOOL DISTRICT 255 GUTHRIE LN BRENTWOOD, CA 945134025
6	BIG PINE UNIFIED SCHOOL DISTRICT PO BOX 908 BIG PINE, CA 93513	BRISBANE SCHOOL DISTRICT 1 SOLANO ST. BRISBANE, CA 94005-1342
7	BIG VALLEY JOINT UNION SCHOOL DISTRICT PO BOX 157 BIEBER, CA 960090157	BRITTAN SCHOOL DISTRICT 2340 PEPPER ST SUTTER, CA 959822430
8	BIGGS UNIFIED SCHOOL DISTRICT 300 B ST BIGGS, CA 959179732	BROOKFIELD SCHOOL 3600 RIVERSIDE BLVD SACRAMENTO, CA 95818
9	BISHOP UNION ELEMENTARY SCHOOL DISTRICT 800 WEST ELM ST BISHOP, CA 93514	BROWNS ELEMENTARY SCHOOL DISTRICT 1248 PACIFIC AVE. RIO OSO, CA 95674-9618
10	BLACK BUTTE ELEMENTARY SCHOOL DISTRICT 7752 PONDEROSA WAY SHINGLETOWN, CA 96088	BUCKEYE UNIFIED SCHOOL DISTRICT PO BOX 547 SHINGLE SPRINGS, CA 95682
11	BLACK OAK MINE UNIFIED SCHOOL DISTRICT PO BOX 4510 GEORGETOWN, CA 95634	BUCKINGHAM PARK WATER DIST 2880 EASTLAKE DR KELSEYVILLE, CA 95451
12	BOLINAS SCHOOL DISTRICT 125 OLEMA BOLINAS RD BOLINAS, CA 949249747	BURBANK UNIFIED SCHOOL DISTRICT 1900 W OLIVE AVE BURBANK, CA 915062460
13	BONITA SUNNYSIDE FIRE PRO 4900 BONITA RD BONITA, CA 91902-1725	BURLINGAME ELEMENTARY SCHOOL DISTRICT 1825 TROUSDALE DR BURLINGAME, CA 940104509
14	BONITA UNIFIED SCHOOL DISTRICT 115 W ALLEN AVE SAN DIMAS, CA 917731437	BURNEY FIRE PROTECTION DISTRICT 37072 MAIN ST BURNEY, CA 96013

1	BURTON SCHOOL DISTRICT 264 N WESTWOOD ST PORTERVILLE, CA 932572542	CALEXICO UNIFIED SCHOOL DISTRICT 901 ANDRADE AVE. CALEXICO, CA 92231
2	BUTTE CO AIR QUALITY MGMT 629 ENTLER AVE CHICO, CA 95928	CALIENTE UNION SCHOOL DISTRICT 12400 CALIENTE CREEK RD. CALIENTE, CA 93518-2851
3	BUTTE CO CHILDREN & FAMILY 82 TABLE MOUNTAIN BLVD, STE 40 OROVILLE, CA 95965-3578	CALIFORNIA ASSOCIATION FOR PARK AND RECREATION INDEMNITY 6341 AUBURN BLVD., SUITE A CITRUS HEIGHTS, CA 95621-5203
4	BUTTE COLLEGE 3536 BUTTE CAMPUS DR OROVILLE, CA 95965	CALIFORNIA COUNTY COMMUNITY COLLEGES CHANCELORS OFFICE 1102 Q ST FL 4 SACRAMENTO, CA 95811-6549
5	BUTTE COUNTY OFFICE OF EDUCATION 1859 BIRD STREET OROVILLE, CA 95965	CALIFORNIA SCHOOL BOARDS ASSOCIATION 3100 BEACON BLVD WEST SACRAMENTO, CA 95691
6	BUTTE VALLEY UNIFIED SCHOOL DISTRICT PO BOX 709 DORRIS, CA 960230709	CALIFORNIA STATE ASSOCIATION OF COUNTIES 1100 K STREET, SUITE 101 SACRAMENTO, CA 95814
7	BUTTE-GLENN COMMUNITY COLLEGE DISTRICT 3536 BUTTE CAMPUS DR OROVILLE, CA 95965	CALIFORNIA STATE UNIVERSITY CHICO 400 W 1ST ST CHICO, CA 95929
8	BYRON UNION S/D-28 14301 BYRON HWY BYRON, CA 94514	CALIFORNIA STATE UNIVERSITY FRESNO FOUNDATION 4910 N CHESTNUT AVE MS FRESNO, CA 93726
9	C C T E A 22847 ROAD 140 TULARE, CA 93274	CALIFORNIA STATE UNIVERSITY FRESNO 5200 N BARTON AVE M/S ML52 FRESNO, CA 93740
10	CABRILLO COMMUNITY COLLEGE DISTRICT 6500 SOQUEL DR APTOS, CA 95003-3194	CALIFORNIA STATE UNIVERSITY FULLERTON PO BOX 6808 FULLERTON, CA 92834
11	CABRILLO UNIFIED SCHOOL DISTRICT 498 KELLY AVE HALF MOON BAY, CA 940196102	CALIFORNIA STATE UNIVERSITY STANISLAUS 801 W MONTE VISTA AVE TURLOCK, CA 95382
12	CAJON VALLEY SCHOOL DISTRICT 750 E. MAIN ST EL CAJON, CA 92022-1007	CALISTOGA ELEMENTARY SCHOOL DISTRICT 1520 LAKE ST CALISTOGA, CA 94515
13	CALAVERAS COUNTY OFFICE OF EDUCATION 185 S MAIN ST ANGELS CAMP, CA 95222	
14	CALAVERAS UNIFIED SCHOOL DISTRICT PO BOX 788 SAN ANDREAS, CA 95249	

1	CALLEGUAS MNCPL 2100 E OLSEN RD WATER DIST THOUSAND OAKS, CA 91360-6800	CASCADE UNION ELEMENTARY SCHOOL DISTRICT 1645 MILL ST ANDERSON, CA 960073226
2	CAMBRIAN SCHOOL DISTRICT 4115 JACKSOL DR SAN JOSE, CA 951243312	CASITAS MUNICIPAL WATER D 1055 VENTURA AVE OAK VIEW, CA 93022
3	CAMPBELL UNION HIGH SCHOOL DISTRICT 3235 UNION AVE. SAN JOSE, CA 95124-2009	CASTAIC LAKE WATER AGCY 27234 BOUQUET CANYON RD SANTA CLARITA, CA 91350
4	CAMPBELL UNION SCHOOL DISTRICT 155 N 3RD ST CAMPBELL, CA 950082044	CASTAIC UNION SCHOOL DISTRICT 28131 LIVINGSTON AVE VALENCIA, CA 913554114
5	CANYON SCHOOL DISTRICT PO BOX 187 CANYON, CA 94516	CASTLE ROCK UNIFIED SCHOOL DISTRICT PO BOX 180 CASTELLA, CA 960170180
6	CAPAY JOINT UNION ELEMENTARY SCHOOL DISTRICT 7504 CUTTING AVE ORLAND, CA 95963	CASTROVILLE WATER DISTRIC 11499 GEIL ST CASTROVILLE, CA 95012
7	CAPISTRANO UNIFIED SCHOOL DISTRICT 33122 VALLE RD. SAN JUAN CAPISTRANO, CA 92675-4706	CATHEDRAL CITY POLICE DEP 68700 AVENIDA LALO GUERRE CATHEDRAL CITY, CA 92234
8	CAPRI 6341 AUBURN BLVD STE A CITRUS HEIGHTS, CA 95621	CAWELO WATER DIST 17207 INDUSTRIAL FARM RD BAKERSFIELD, CA 93308-9519
9	CARD 545 VALLOMBROSA AVE CHICO, CA 95926	CAYUCOS ELEM SCHOOL DIST. 301 CAYUCOS DR CAYUCOS, CA 93430
10	CARDEN SCHOOL OF FRESNO 6901 N. MAPLE #101 FRESNO, CA 93710	CENTER UNIFIED SCHOOL DISTRICT 8408 WATT AVE ANTELOPE, CA 958439116
11	CARLSBAD UNIFIED SCHOOL DISTRICT 6225 EL CAMINO REAL CARLSBAD, CA 92009	CENTINELA VALLEY UNION HIGH SCHOOL DISTRICT 14901 SOUTH INGLEWOOD AVE. LAWNDALE, CA 90260-1251
12	CARMEL UNIFIED SCHOOL DISTRICT PO BOX 222700 CARMEL, CA 939222700	CENTRAL BASIN MNCPL 17140 AVALON BLVD WATER DISTRICT STE 210 CARSON, CA 90746-1218
13	CARUTHERS UNIFIED SCHOOL DISTRICT PO BOX 127 CARUTHERS, CA 93609	CENTRAL CA CHILD DEVELOPMENT SERVICES PO BOX 2540 CERES, CA 95307
14	CASBO 1001 K ST 5TH FLR SACRAMENTO, CA 95814	CENTRAL CONTRA COSTA 5019 IMHOFF PL SANITARY DISTRICT MARTINEZ, CA 94553-4316

1	CENTRAL MARIN SANITATION 1301 ANDERSEN DR SAN RAFAEL, CA 94901-5339	CHICO UNIFIED SCHOOL DISTRICT 1163 E 7TH ST CHICO, CA 959285999
2		
3	CENTRAL SCHOOL DISTRICT 10601 CHURCH ST RANCHO CUCAMONGA, CA 917306863	CHILD NUTRITION SERVICES, DEPARTMENT OF EDUCATION 1430 N STREET SACRAMENTO, CA 95814
4		
5	CENTRAL UNIFIED SCHOOL DISTRICT 4605 N POLK AVE FRESNO, CA 937225334	CHINO VALLEY UNIFIED SCHOOL DISTRICT 5130 RIVERSIDE DR CHINO, CA 917104130
6		
7	CENTRAL UNION ELEMENTARY SCHOOL DISTRICT 15783 18TH AVE LEMOORE, CA 93245	CHOWCHILLA ELEMENTARY SCHOOL DISTRICT PO BOX 910 CHOWCHILLA, CA 936100910
8		
9	CENTRAL UNION SCHOOL DISTRICT - EL CENTRO 351 WEST ROSS AVE. E! CENTRO, CA 92243-3110	CHUALAR UNION SCHOOL DISTRICT PO BOX 188 CHUALAR, CA 939250188
10		
11	CENTRAL UNION SCHOOL DISTRICT - LEMOORE 15783 18TH AVE. LEMOORE, CA 93245-9742	CINNABAR SCHOOL DISTRICT 286 SKILLMAN LN PETALUMA, CA 94952
12		
13	CHABOT-LAS POSITAS COMMUNITY COLLEGE DISTRICT 7600 DUBLIN BLVD., 3RD FLOOR DUBLIN, CA 94568	CITRUS COMMUNITY COLLEGE 1000 W FOOTHILL BLVD GLEN DORA, CA 91741
14		
15	CHARTER OAK UNIFIED SCHOOL DISTRICT 20240 E CIENEGA AVE COVINA, CA 917241227	CITRUS HEIGHTS WATER DISTRICT 6230 SYLVAN RD CITRUS HEIGHTS, CA 95610
16		
17	CHARTWELL SCHOOL 2511 NUMA WATSON RD SEASIDE, CA 93955	CITY OF ADELANTO 11600 AIR EXPY ADELANTO, CA 92301
18		
19	CHATSWORTH NEIGHBORHOOD CO 10035 GIERSON AVE CHATSWORTH, CA 91311-2753	CITY OF AGOURA HILLS 3000I LADYFACE COURT AGOURA HILLS, CA 91301
20		
21	CHAWANAKEE UNIFIED SCHOOL DISTRICT PO BOX 400, 33030 ROAD 228 NORTH FORK, CA 93643	CITY OF ALBANY 1000 SAN PABLO AVE ALBANY, CA 94706
22		
23	CHESLEY D. QUAIDE ATKINSON, ANDELSON, LOYA, RUUD & ROMO, P.C. 5075 HOPYARD ROAD, SUITE 210 PLEASANTON, CA 94588	CITY OF ALHAMBRA 111 S 1ST ST ALHAMBRA, CA 91801
24		
25		CITY OF ALTURAS 200 W NORTH ST ALTURAS, CA 96101
26		
27	CHICO COUNTRY DAY SCHOOL 102 W 11TH ST. CHICO, CA 95928	CITY OF AMERICAN CANYON 4381 BROADWAY ST STE 201 AMERICAN CANYON, CA 94503
28		
		CITY OF ANAHEIM 200 S ANAHEIM BLVD ANAHEIM, CA 92805

1	CITY OF ANDERSON 1887 HOWARD ST ANDERSON, CA 96007	CITY OF BARSTOW 220 E. MOUNTAIN VIEW ST, SUITE A BARSTOW, CA 92311
2		
3	CITY OF ANGELS CAMP FIRE DEPARTMENT 1404 E. HWY., P.O. BOX 667 ANGELS CAMP, CA 95222	CITY OF BEAUMONT 550 E 6TH ST BEAUMONT, CA 92223
4		
5	CITY OF ANTIOCH PO BOX 5007 ANTIOCH, CA 94531-5007	CITY OF BELL 6330 PINE AVENUE BELL, CA 90201
6		
7	CITY OF ARCADIA PO BOX 60021 ARCADIA, CA 910666021	CITY OF BELLFLOWER 16600 CIVIC CENTER DR BELLFLOWER, CA 90706
8		
9	CITY OF ARROYO GRANDE PO BOX 550 ARROYO GRANDE, CA 93421	CITY OF BELMONT 1 TWIN PINES LN STE 320 BELMONT, CA 94002
10		
11	CITY OF ARTESIA 18747 CLARKDALE AVE ARTESIA, CA 90701	CITY OF BENICIA 250 E L ST BENICIA, CA 945103239
12		
13	CITY OF ATASCADERO 6905 EL CAMINO REAL STE 6 ATASCADERO, CA 934224289	MICHAEL WOO DEPUTY CITY ATTORNEY OFFICE OF THE CITY ATTORNEY 2180 MILVIA STREET, 4 TH FLOOR BERKELEY, CA 94704
14		
15	CITY OF ATWATER 750 BELLEVUE RD ATWATER, CA 953012859	CITY OF BEVERLY HILLS 455 NORTH REXFORD DRIVE, ROOM 290 BEVERLY HILLS, CA 90210
16		
17	CITY OF AUBURN 1225 LINCOLN WAY RM 3 AUBURN, CA 956035020	CITY OF BIG BEAR LAKE 39707 BIG BEAR BLVD, P.O. BOX 10000 BIG BEAR LAKE, CA 92315
18		
19	CITY OF AVALON 410 AVALON CANYON RD. AVALON, CA 90704	CITY OF BIGGS PO BOX 307 BIGGS, CA 959170307
20		
21	CITY OF AVENAL 919 SKYLINE BLVD AVENAL, CA 93204	CITY OF BISHOP PO BOX 1236 BISHOP, CA 93515
22		
23	CITY OF AZUSA PO BOX 1395 AZUSA, CA 917021395	CITY OF BRAWLEY 383 MAIN STREET BRAWLEY, CA 92227
24		
25	CITY OF BAKERSFIELD 1600 TRUXTON AVENUE, #300 BAKERSFIELD, CA 93301	CITY OF BREA 1 CIVIC CENTER CIR FL 3 BREA, CA 928215758
26		
27	CITY OF BALDWIN PARK 14403 E. PACIFIC AVE. BALDWIN PARK, CA 91706	CITY OF BRENTWOOD CITY ATTORNEY 150 CITYPARK WAY BRENTWOOD, CA 94513
28		
	CITY OF BANNING PO BOX 998 BANNING, CA 922200007	

1 CITY OF BUENA PARK
PO BOX 5009
2 BUENA PARK, CA 906225009
3 CITY OF BURBANK
275 E OLIVE AVE
4 BURBANK, CA 915021232
5 CITY OF BURLINGAME
501 PRIMROSE RD
6 BURLINGAME, CA 94010
7 CITY OF CALABASAS
100 CIVIC CENTER WAY
8 CALABASAS, CA 91302-4112
9 CITY OF CALABASAS
26135 MUREAU RD
10 CALABASAS, CA
11 CITY OF CALIFORNIA CITY
21000 HACIENDA BLVD
12 CALIFORNIA CITY, CA 93505
13 CITY OF CALIMESA
908 PARK AVE
14 CALIMESA, CA 923201148
15 CITY OF CALISTOGA
1232 WASHINGTON ST
16 CALISTOGA, CA 94515
17 CITY OF CAMARILLO
601 CARMEN DR
18 CAMARILLO, CA 930106034
19 CITY OF CAMPBELL
70 N 1ST ST
20 CAMPBELL, CA 950081436
21 CITY OF CARLSBAD
1200 CARLSBAD VILLAGE DRIVE
22 CARLSBAD, CA 92008
23 CITY OF CARMEL
PO BOX CC
24 CARMEL, CA 939211757
25 CITY OF CARSON
PO BOX 6234
26 CARSON, CA 90749
27 CITY OF CATHEDRAL CITY
CHARLES GREEN, CITY ATTORNEY
28 GREEN DE BORTNOWSKY, LLP
41-750 RANCHO LAS PALMAS, STE P-1
RANCHO MIRAGE, CA 92270
CITY OF CERRITOS
PO BOX 3130
CERRITOS, CA 907033130

CITY ATTORNEY
CITY OF CHATSWORTH
200 NORTH SPRING STREET
LOS ANGELES, CA 90012
CITY OF CHICO
PO BOX 3420
CHICO, CA 95927
CITY OF CHINO HILLS
14000 CITY CENTER DRIVE
CHINO HILLS, CA 91709
CITY OF CHINO
13220 CENTRAL AVE
CHINO, CA 917104127
CITY OF CHOWCHILLA
130 S 2ND ST
CHOWCHILLA, CA 93610
CITY OF CHULA VISTA
276 FOURTH AVENUE
CHULA VISTA, CA 91910
CITY OF CITRUS HEIGHTS
6237 FOUNTAIN SQUARE DR
CITRUS HEIGHTS, CA 956215577
CITY OF CLAREMONT
207 HARVARD AVE
CLAREMONT, CA 917114719
CITY OF CLAYTON
6000 HERITAGE TRL
CLAYTON, CA 945171250
CITY OF CLEARLAKE
14050 OLYMPIC DR
CLEARLAKE, CA 954228801
CITY OF CLOVERDALE
PO BOX 217
CLOVERDALE, CA 95425
CITY OF CLOVIS
1033 5TH ST
CLOVIS, CA 936121398
CITY OF COACHELLA
1515 6TH STREET
COACHELLA, CA 92236
CITY OF COALINGA
PO BOX 378
COALINGA, CA 932100378
CITY OF COLTON
650 N LA CADENA DR
COLTON, CA 923242853

1	CITY OF COLUSA 425 WEBSTER ST. COLUSA, CA 95932	CITY OF DAVIS 23 RUSSELL BLVD DAVIS, CA 956163837
2		
3	CITY OF COMMERCE 2535 COMMERCE WAY COMMERCE, CA 90040	CITY OF DEL MAR 1050 CAMINO DEL MAR DEL MAR, CA 92014
4		
5	CITY OF COMPTON 205 S WILLOWBROOK AVE COMPTON, CA 90220	CITY OF DEL RAY OAKS 650 CANYON DEL REY BLVD DEL REY OAKS, CA 93940
6		
7	CITY OF CONCORD 1950 PARKSIDE DR CONCORD, CA 945192578	CITY OF DELANO 1015 11TH AVE DELANO, CA 932152262
8		
9	CITY OF CORCORAN 832 WHITLEY AVE CORCORAN, CA 932122428	CITY OF DESERT HOT SPRINGS 65950 PIERSON BLVD DESERT HOT SPRINGS, CA 922403006
10		
11	CITY OF CORNING 794 3RD ST CORNING, CA 960212598	CITY OF DIAMOND BAR 21810 COPLEY DRIVE DIAMOND BAR, CA 91765
12		
13	CITY OF CORONA 400 S VICENTIA AVE CORONA, CA 928822187	CITY OF DINUBA 405 E EL MONTE WAY DINUBA, CA 936181691
14		
15	CITY OF CORONADO 1825 STRAND WAY CORONADO, CA 921183099	CITY OF DIXON 600 E A ST DIXON, CA 956203697
16		
17	CITY OF COSTA MESA PO BOX 1200 COSTA MESA, CA 926281200	CITY OF DOWNEY PO BOX 7016 DOWNEY, CA 902417016
18		
19	CITY OF COTATI 201 W SIERRA AVE COTATI, CA 94931	CITY OF DUBLIN 100 CIVIC PLZ DUBLIN, CA 945682658
20		
21	CITY OF COVINA 125 EAST COLLEGE STREET COVINA, CA 91723-2199	CITY OF DUNSMUIR 5015 DUNSMUIR AVE DUNSMUIR, CA 96025
22		
23	CITY OF CULVER CITY 9770 CULVER BOULEVARD CULVER CITY, CA 90232	CITY OF EAST PALO ALTO POLICE DEPARTMENT 141 DEMETER STREET EAST PALO ALTO, CA 94303
24		
25	CITY OF CUPERTINO 10300 TORRE AVE CUPERTINO, CA 950143255	CITY OF EAST PALO ALTO 2415 UNIVERSITY AVE EAST PALO ALTO, CA 94303
26		
27	CITY OF CYPRESS 5275 ORANGE AVENUE CYPRESS, CA 90630	CITY OF EL CAJON 200 CIVIC CENTER WAY EL CAJON, CA 92020
28		
	CITY OF DALY CITY 333 90TH ST DALY CITY, CA 940151808	CITY OF EL CENTRO 375 S 1ST ST EL CENTRO, CA 922432700
	CITY OF DANA POINT 33282 GOLDEN LANTERN DANA POINT, CA 92629	

1	CITY OF EL CERRITO 10890 SAN PABLO AVE EL CERRITO, CA 94530	CITY OF FONTANA 8353 SIERRA AVE FONTANA, CA 923353528
2		
3	CITY OF EL MONTE 11333 VALLEY BLVD EL MONTE, CA 917313293	CITY OF FORT BRAGG 416 N FRANKLIN ST FORT BRAGG, CA 954373298
4		
5	CITY OF EL SEGUNDO 350 MAIN ST EL SEGUNDO, CA 902453895	CITY OF FOSTER CITY 610 FOSTER CITY BLVD FOSTER CITY, CA 944042222
6		
7	CITY OF ELK GROVE 8380 LAGUNA PALMS WAY ELK GROVE, CA 95758	CITY OF FOUNTAIN VALLEY 10200 SLATER AVE FOUNTAIN VALLEY, CA 927084736
8		
9	MICHAEL G. BIDDLE CITY ATTORNEY CITY OF EMERYVILLE 1333 PARK AVENUE EMERYVILLE, CA 94608	CITY OF FOWLER 128 S. 5TH STREET FOWLER, CA 93625
10		
11	CITY OF ENCINITAS 505 S VULCAN AVE ENCINITAS, CA 920243699	CITY OF FREMONT PO BOX 5006 FREMONT, CA 945375006
12		
13	CITY OF ESCALON 2060 MCHENRY AVENUE ESCALON, CA 95320	CITY OF FRESNO 2600 FRESNO ST RM 2162 FRESNO, CA 937213620
14		
15	CITY OF ESCONDIDO 201 N BROADWAY ESCONDIDO, CA 920252798	CITY OF FULLERTON 303 W COMMONWEALTH AVE FULLERTON, CA 928321710
16		
17	CITY OF EUREKA 531 K ST EUREKA, CA 955011165	CITY OF GALT 380 CIVIC DRIVE GALT, CA 95632
18		
19	CITY OF EXETER PO BOX 237 EXETER, CA 932210237	CITY OF GARDEN GROVE 11222 ACACIA PARKWAY GARDEN, CA 92840
20		
21	CITY OF FAIRFIELD 1000 WEBSTER ST FAIRFIELD, CA 945334883	CITY OF GARDENA 1700 W 162ND ST GARDENA, CA 902473732
22		
23	CITY OF FARMERSVILLE 909 W VISALIA RD FARMERSVILLE, CA 93223	CITY OF GILROY 7351 ROSANNA ST GILROY, CA 950206141
24		
25	CITY OF FERNDALE 834 MAIN STREET P. O. BOX 1095 FERNDALE, CA 95536	CITY OF GLENDALE 613 E BROADWAY STE 200 GLENDALE, CA 912064308
26		
27	CITY OF FILLMORE 250 CENTRAL AVENUE FILLMORE, CA 93015	CITY OF GLENDORA 116 E. FOOTHILL BLVD. GLENDORA, CA 91741
28		
	CITY OF FOLSOM 50 NATOMA ST FOLSOM, CA 95630	CITY OF GOLETA 130 CREMONA DR STE B GOLETA, CA 931175514
		CITY OF GRAND TERRACE 22795 BARTON RD GRAND TERRACE, CA 92313

1	CITY OF GREENFIELD PO BOX 127 GREENFIELD, CA 939270127	CITY OF IMPERIAL BEACH 825 IMPERIAL BEACH BLVD IMPERIAL BEACH, CA 919322797
2		
3	CITY OF GRIDLEY 685 KENTUCKY ST GRIDLEY, CA 959482199	CITY OF IMPERIAL 420 SOUTH IMPERIAL AVENUE IMPERIAL, CA 92251
4		
5	CITY OF GROVER BEACH 154 S 8TH ST GROVER BEACH, CA 934332073	CITY OF INDIAN WELLS 44950 EL DORADO DR INDIAN WELLS, CA 922107414
6		
7	CITY OF HALF MOON BAY 501 MAIN ST HALF MOON BAY, CA 94019	CITY OF INGLEWOOD ST 1 W MANCHESTER BLVD INGLEWOOD, CA 903011750
8		
9	CITY OF HANFORD 315 N DOUTY ST HANFORD, CA 932303903	CITY OF IONE PO BOX 398 IONE, CA 956400398
10		
11	CITY OF HAWTHORNE 4455 W 126TH ST HAWTHORNE, CA 90250	CITY OF IRVINE 1 CIVIC CENTER PLAZA IRVINE, CA 92606-5207
12		
13	CITY OF HAYWARD 777 B ST HAYWARD, CA 945415007	CITY OF IRWINDALE 5050 IRWINDALE AVE IRWINDALE, CA 917062192
14		
15	CITY OF HEALDSBURG 401 GROVE ST HEALDSBURG, CA 954484723	CITY OF KERMAN 850 S MADERA AVE KERMAN, CA 936301741
16		
17	CITY OF HEMET 445 E FLORIDA AVE HEMET, CA 925434265	CITY OF KING CITY 212 S VANDERHURST AVE KING CITY, CA 93930
18		
19	CITY OF HERCULES 111 CIVIC DRIVE HERCULES, CA 94547	CITY OF KINGSBURG 1401 DRAPER ST KINGSBURG, CA 936311996
20		
21	CITY OF HERMOSA BEACH 1315 VALLEY DR HERMOSA BEACH, CA 902543846	CITY OF KNOWLEDGE 3285 N. GAREY AVE POMONA, CA 91767
22		
23	CITY OF HESPERIA 9700 7TH AVE HESPERIA, CA 923453495	CITY OF LA CANADA 1327 FOOTHILL BLVD LA CANADA FLINTRIDGE, CA 91011
24		
25	CITY OF HIGHLAND 27215 BASE LINE HIGHLAND, CA 92346	CITY OF LA HABRA 201 E. LA HABRA BOULEVARD LA HABRA, CA 90633-0337
26		
27	CITY OF HOLLISTER 375 FIFTH STREET HOLLISTER, CA 95023	CITY OF LA MESA 8130 ALLISON AVE LA MESA, CA 919415002
28		
	CITY OF HOLTVILLE 121 W 5TH ST HOLTVILLE, CA 922501213	CITY OF LA MIRADA 13700 LA MIRADA BLVD LA MIRADA, CA 906383099
	CITY OF HUNTINGTON BEACH 2000 MAIN ST HUNTINGTON BEACH, CA 926480784	CITY OF LA PALMA 611 ANTON BLVD., SUITE 1400 COSTA MESA, CA 92626

1	CITY OF LA PUENTE 15900 E. MAIN STREET LA PUENTE, CA 91744	CITY OF LINDSAY PO BOX 369 LINDSAY, CA 93247
2		
3	CITY OF LA VERNE 3660 D ST LA VERNE, CA 91750	CITY OF LIVE OAK 9955 LIVE OAK BLVD LIVE OAK, CA 959532311
4		
5	CITY OF LAGUNA BEACH 505 FOREST AVE LAGUNA BEACH, CA 92651	CITY OF LIVERMORE 1052 S LIVERMORE AVE LIVERMORE, CA 945504899
6		
7	CITY OF LAGUNA HILLS 24035 EL TORO RD LAGUNA HILLS, CA 92653	CITY OF LIVINGSTON 1416 C ST LIVINGSTON, CA 953341417
8		
9	CITY OF LAGUNA NIGUEL 30111 CROWN VALLEY LAGUNA NIGUEL, CA 926773919	CITY OF LODI PO BOX 3006 LODI, CA 952411910
10		
11	CITY OF LAGUNA WOODS 24264 EL TORO RD LAGUNA WOODS, CA 926533488	CITY OF LOMA LINDA 25541 BARTON RD LOMA LINDA, CA 923543160
12		
13	CITY OF LAKE ELSINORE 130 SOUTH MAIN STREET LAKE ELSINORE, CA 92530	CITY OF LOMITA 24300 NARBONNE AVE LOMITA, CA 907171198
14		
15	CITY OF LAKE FOREST 25550 COMMERCENTRE DR LAKE FOREST, CA 926308855	CITY OF LOMPOC PO BOX 8001 LOMPOC, CA 934388001
16		
17	CITY OF LAKEPORT 225 PARK ST LAKEPORT, CA 95453	CITY OF LONG BEACH 333 W OCEAN BLVD LONG BEACH, CA 908024664
18		
19	CITY OF LAKEWOOD PO BOX 220 LAKEWOOD, CA 907140220	CITY OF LOS ALTOS 1 N SAN ANTONIO RD LOS ALTOS, CA 94022
20		
21	CITY OF LANCASTER 44933 FERN AVE LANCASTER, CA 93534	CITY OF LOS ANGELES 800 CITY HALL EAST, 200 N. MAIN STREET LOS ANGELES, CA 900124131
22		
23	CITY OF LARKSPUR 400 MAGNOLIA AVENUE LARKSPUR, CA 94939	CITY OF LOS BANOS 411 MADISON AVE LOS BANOS, CA 93635-4632
24		
25	CITY OF LATHROP 390 TOWNE CENTRE DR LATHROP, CA 95330	CITY OF LOYALTON 210 FRONT STREET LOYALTON, CA 96118
26		
27	CITY OF LAWDALE 14717 BURIN AVE LAWDALE, CA 902601497	CITY OF LYNWOOD 11330 BULLIS RD LYNWOOD, CA 902623665
28		
	CITY OF LEMON GROVE 3232 MAIN STREET LEMON GROVE, CA 91945	CITY OF MADERA 205 W 4TH ST MADERA, CA 936373588
	CITY OF LINCOLN 600 6TH ST LINCOLN, CA 956481825	

1	CITY OF MALIBU 23815 STUART RANCH RD MALIBU, CA 902654861	CITY OF MODESTO PO BOX 642 MODESTO, CA 953530642
2		
3	CITY OF MAMMOTH LAKES P.O. BOX 1609 MAMMOTH LAKES, CA 93546	CITY OF MONROVIA 415 S IVY AVE MONROVIA, CA 91016
4		
5	CITY OF MANHATTAN BEACH 1400 HIGHLAND AVE MANHATTAN BEACH, CA 902664728	CITY OF MONTCLAIR PO BOX 2308 MONTCLAIR, CA 917630808
6		
7	CITY OF MANTECA 1001 WEST CENTER STREET MANTECA, CA 95337	CITY OF MONTEBELLO 1600 W BEVERLY BLVD MONTEBELLO, CA 90640
8		
9	CITY OF MARICOPA 400 CALIFORNIA ST MARICOPA, CA 93252	CITY OF MONTEREY PARK 320 W NEWMARK AVE MONTEREY PARK, CA 917542896
10		
11	CITY OF MARINA 211 HILLCREST AVE MARINA, CA 939333534	CITY OF MONTEREY PARK 320 WEST NEWMARK AVE. MONTEREY PARK, CA 91754
12		
13	CITY OF MARTINEZ 525 HENRIETTA ST MARTINEZ, CA 945532337	CITY OF MONTEREY 580 PACIFIC STREET MONTEREY, CA 939402806
14		
15	CITY OF MARYSVILLE 526 C STREET MARYSVILLE, CA 95901	CITY OF MORENO VALLEY PO BOX 88005 MORENO VALLEY, CA 925520805
16		
17	CITY OF MAYWOOD 4319 SLAUSON AVE MAYWOOD, CA 902702837	CITY OF MORGAN HILL 17555 PEAK AVE MORGAN HILL, CA 950374128
18		
19	CITY OF MCFARLAND 401 W KERN AVE MC FARLAND, CA 93250	CITY OF MORRO BAY 595 HARBOR ST MORRO BAY, CA 934421900
20		
21	CITY OF MENDOTA 643 QUINCE ST MENDOTA, CA 936402334	CITY OF MOUNTAIN VIEW 500 CASTRO STREET MOUNTAIN VIEW, CA 94039
22		
23	CITY OF MERCED 678 W 18TH ST MERCED, CA 953404708	CITY OF MURRIETA 1 TOWN SQ MURRIETA, CA 925627922
24		
25	CITY OF MILL VALLEY 180 CAMINO ALTO MILL VALLEY, CA 94941-4603	CITY OF NAPA PO BOX 660 NAPA, CA 945590660
26		
27	CITY OF MILLBRAE 621 MAGNOLIA AVE MILLBRAE, CA 940301852	CITY OF NATIONAL CITY 1243 NATIONAL CITY BLVD NATIONAL CITY, CA 91950
28		
	CITY OF MILPITAS 455 E CALAVERAS BLVD MILPITAS, CA 950355411	CITY OF NEWPORT BEACH 100 CIVIC CENTER DR NEWPORT BEACH, CA 0
	CITY OF MISSION VIEJO 200 CIVIC CTR MISSION VIEJO, CA 926915519	CITY OF NORWALK 12700 NORWALK BLVD NORWALK, CA 90650

1	CITY OF NOVATO 75 ROWLAND WAY STE 200 NOVATO, CA 94945	CITY OF PALO ALTO PO BOX 10250 PALO ALTO, CA 943030862
2		
3	CITY OF OAKDALE 280 N 3RD AVE OAKDALE, CA 953613042	CITY OF PALOS VERDES ESTATES 340 PALOS VERDES DR W PALOS VERDES ESTATES, CA 90274
4		
5	CITY OF OAKLAND CITY HALL, 1 FRANK H OGAWA PLZ OAKLAND, CA 946122032	CITY OF PARAMOUNT 16400 COLORADO AVE. PARAMOUNT, CA 90723
6		
7	CITY OF OAKLEY 3231 MAIN ST OAKLEY, CA 94561	CITY OF PARLIER 1100 E PARLIER AVE PARLIER, CA 93648
8		
9	CITY OF OCEANSIDE 300 N COAST HWY OCEANSIDE, CA 920542859	CITY OF PASADENA 100 N GARFIELD AVE FL 3 PASADENA, CA 911011726
10		
11	CITY OF OJAI PO BOX 1570 OJAI, CA 930241570	CITY OF PASO ROBLES 1000 SPRING ST PASO ROBLES, CA 934462599
12		
13	CITY OF ONTARIO 303 EAST "B" STREET ONTARIO, CA 91764	CITY OF PATTERSON I PLAZA, 2ND FLOOR, P.O. BOX 667 PATTERSON, CA 95363
14		
15	CITY OF ORANGE 300 E. CHAPMAN AVENUE ORANGE, CA 92866	CITY OF PETALUMA PO BOX 61 PETALUMA, CA 949530061
16		
17	CITY OF ORLAND 815 4TH ST ORLAND, CA 95963-1714	CITY OF PICO RIVERA 6615 PASSONS BLVD PICO RIVERA, CA 906603698
18		
19	CITY OF OROVILLE 1735 MONTGOMERY ST OROVILLE, CA 959654897	CITY OF PIEDMONT 120 VISTA AVENUE PIEDMONT, CA 94611
20		
21	CITY OF OXNARD 305 W 3RD ST OXNARD, CA 930305730	CITY OF PINOLE 2131 PEAR ST PINOLE, CA 94564
22		
23	CITY OF PACIFIC GROVE 300 FOREST AVE PACIFIC GROVE, CA 939503396	CITY OF PISMO BEACH 760 MATTIE RD PISMO BEACH, CA 934492000
24		
25	CITY OF PACIFICA 170 SANTA MARIA AVE PACIFICA, CA 940442506	CITY OF PITTSBURG 65 CIVIC AVE PITTSBURG, CA 94565
26		
27	CITY OF PALM DESERT 73510 FRED WARING DR PALM DESERT, CA 922602578	CITY OF PLACENTIA 401 EAST CHAPMAN AVE. PLACENTIA, CA 92870
28		
	CITY OF PALM SPRINGS PO BOX 2743 PALM SPRINGS, CA 922632743	CITY OF PLACERVILLE 3101 CENTER ST PLACERVILLE, CA 95667
	CITY OF PALMDALE 38300 SIERRA HWY PALMDALE, CA 935504611	CITY OF PLEASANTON 123 MAIN ST PLEASANTON, CA 94566

1	CITY OF POMONA 148 N HUNTINGTON ST POMONA, CA 917683519	CITY OF RIALTO 150 S PALM AVE RIALTO, CA 923766487
2		
3	CITY OF PORT HUENEME 250 N VENTURA RD PORT HUENEME, CA 930413094	CITY OF RICHMOND 450 CIVIC CENTER PLAZA RICHMOND, CA 94804
4		
5	CITY OF PORTERVILLE 291 N MAIN ST PORTERVILLE, CA 932573737	CITY OF RIO VISTA 1 MAIN ST RIO VISTA, CA 94571
6		
7	CITY OF POWAY PO BOX 789 POWAY, CA 920740789	CITY OF RIPON 259 N WILMA AVE RIPON, CA 953663028
8		
9	CITY OF RANCHO CORDOVA 2729 PROSPECT PARK DR RANCHO CORDOVA, CA 956706025	CITY OF RIVERBANK 6707 3RD ST RIVERBANK, CA 953672305
10		
11	CITY OF RANCHO CUCAMONGA 10500 CIVIC CENTER DR RANCHO CUCAMONGA, CA 917303801	CITY OF RIVERSIDE 3900 MAIN ST RIVERSIDE, CA 925220002
12		
13	CITY OF RANCHO MIRAGE 69825 US HIGHWAY 111 RANCHO MIRAGE, CA 922702836	CITY OF ROCKLIN 3970 ROCKLIN RD ROCKLIN, CA 95677
14		
15	CITY OF RANCHO PALOS VERDES 30940 HAWTHORNE BLVD PALOS VERDES ESTATES, CA 902755351	CITY OF ROHNERT PARK PO BOX 1489 ROHNERT PARK, CA 949271489
16		
17	CITY OF RANCHO SANTA MARGARITA 22212 EL PASEO RANCHO SANTA MARGARITA, CA 926885807	CITY OF ROSEMEAD 8838 VALLEY BLVD ROSEMEAD, CA 917701714
18		
19	CITY OF RED BLUFF 555 WASHINGTON ST RED BLUFF, CA 96080	CITY OF SACRAMENTO 915 I STREET, 4TH FLOOR SACRAMENTO, CA 958142608
20		
21	CITY OF REDDING PO BOX 496071 REDDING, CA 960496071	CITY OF SALINAS 200 LINCOLN AVE SALINAS, CA 939012639
22		
23	CITY OF REDLANDS PO BOX 3005 REDLANDS, CA 923731505	CITY OF SAN BERNARDINO 300 N D ST SAN BERNARDINO, CA 924180001
24		
25	CITY OF REDONDO BEACH 415 DIAMOND ST REDONDO BEACH, CA 902772836	CITY OF SAN BRUNO 567 EL CAMINO REAL SAN BRUNO, CA 940664299
26		
27	CITY OF REDWOOD CITY 1017 MIDDLEFIELD RD REDWOOD CITY, CA 940631993	CITY OF SAN BUENA VENTURA 501 POLI ST. PO BOX 99, ROOM 204 VENTURA, CA 93002
28		
	CITY OF REEDLEY 845 G ST REEDLEY, CA 93654	CITY OF SAN CARLOS 600 ELM STREET SAN CARLOS, CA 94070
		CITY OF SAN CLEMENTE 100 AVENIDA PRESIDIO SAN CLEMENTE, CA 92672

1	CITY OF SAN DIEGO 1200 THIRD AVE., SUITE 1620 SAN DIEGO, CA 92101	CITY OF SAN RAMON 2228 CAMINO RAMON SAN RAMON, CA 94583
2		
3	CITY OF SAN DIMAS 245 EAST BONITA AVENUE SAN DIMAS, CA 91773	CITY OF SAND CITY 1 SYLVAN WAY SAND CITY, CA 93955
4	CITY OF SAN FERNANDO 117 N MACNEIL ST SAN FERNANDO, CA 913402911	CITY OF SANGER 1700 7TH ST SANGER, CA 936572804
5		
6	CITY OF SAN GABRIEL 425 W MISSION DR SAN GABRIEL, CA 91776	CITY OF SANTA ANA PO BOX 1988 SANTA ANA, CA 927021988
7		
8	CITY OF SAN JACINTO 595 S SAN JACINTO AVE SAN JACINTO, CA 92583	CITY OF SANTA BARBARA PO BOX 1990 SANTA BARBARA, CA 931021990
9		
10	CITY OF SAN JOSE 200 E. SANTA CLARA ST., 16TH FLOOR SAN JOSE, CA 95113	CITY OF SANTA CLARA 1500 WARBURTON AVENUE SANTA CLARA, CA 95050
11		
12	CITY OF SAN JUAN CAPISTRANO 32400 PASEO ADELANTO SAN JUAN CAPISTRANO, CA 92675	CITY OF SANTA CLARITA 23920 VALENCIA BLVD SANTA CLARITA, CA 913552175
13		
14	CITY OF SAN LEANDRO 835 E. 14TH STREET SAN LEANDRO, CA 94577	CITY OF SANTA CRUZ 809 CENTER STREET SANTA CRUZ, CA 95060
15		
16	CITY OF SAN LUIS OBISPO 990 PALM ST SAN LUIS OBISPO, CA 934013249	CITY OF SANTA FE SPRINGS 11710 TELEGRAPH RD SANTA FE SPRINGS, CA 906703658
17		
18	CITY OF SAN MARCOS 1 CIVIC CENTER DR SAN MARCOS, CA 920692918	CITY OF SANTA MARIA 110 E COOK ST SANTA MARIA, CA 934545190
19		
20	CITY OF SAN MARINO 2200 HUNTINGTON DR SAN MARINO, CA 911082639	CITY OF SANTA MONICA JEANETTE SCHACHTNER OFFICE OF THE CITY ATTORNEY 1685 MAIN ST RM 310 SANTA MONICA, CA 904013248
21		
22	CITY OF SAN MATEO LIBRARY DEPARTMENT 330 WEST 20TH AVE. SAN MATEO, CA 94403	CITY OF SANTA PAULA PO BOX 569 SANTA PAULA, CA 930610569
23		
24	CITY OF SAN MATEO 330 W 20TH AVE SAN MATEO, CA 944031338	CITY OF SANTA ROSA 100 SANTA ROSA AVE, RM 10 SANTA ROSA, CA 954044904
25		
26	CITY OF SAN PABLO 13831 SAN PABLO AVE SAN PABLO, CA 94806	CITY OF SANTEE 10601 N MAGNOLIA AVE SANTEE, CA 920711222
27		
28	CITY OF SAN RAFAEL 1400 5TH AVE SAN RAFAEL, CA 949011943	CITY OF SARATOGA 13777 FRUITVALE AVE SARATOGA, CA 950705151

1	CITY OF SEAL BEACH 211 8TH ST SEAL BEACH, CA 907406379	CITY OF SOUTH PASADENA 1414 MISSION STREET SOUTH PASADENA, CA 91030
2		
3	CITY OF SEASIDE 440 HARCOURT AVE SEASIDE, CA 939554798	CITY OF SOUTH SAN FRANCISCO 400 GRAND AVE SOUTH SAN FRANCISCO, CA 940803634
4		
5	CITY OF SEBASTOPOL PO BOX 1776 SEBASTOPOL, CA 95473	CITY OF ST HELENA 1480 MAIN ST SAINT HELENA, CA 945741899
6		
7	CITY OF SELMA 1710 TUCKER ST SELMA, CA 93662	CITY OF STANTON 7800 KATELLA AVE STANTON, CA 906803162
8		
9	CITY OF SHAFTER 336 PACIFIC AVE SHAFTER, CA 932632047	CITY OF STOCKTON 425 N EL DORADO ST STOCKTON, CA 952021997
10		
11	CITY OF SHASTA LAKE PO BOX 777 SHASTA LAKE, CA 96019	CITY OF SUISUN CITY 701 CIVIC CENTER BLVD SUISUN CITY, CA 94585
12		
13	CITY OF SIERRA MADRE 232 W SIERRA MADRE BLVD SIERRA MADRE, CA 910242312	CITY OF SUNNYVALE 456 W. OLIVE AVE. SUNNYVALE, CA 94086
14		
15	CITY OF SIGNAL HILL 2175 CHERRY AVE SIGNAL HILL, CA 907553799	CITY OF TAFT 209 E KERN ST TAFT, CA 93268
16		
17	CITY OF SIMI VALLEY 2929 TAPO CANYON ROAD SIMI VALLEY, CA 93063	CITY OF TEHACHAPI 314 N HAYES ST TEHACHAPI, CA 93561-1453
18		
19	CITY OF SOLANA BEACH 635 S HIGHWAY 101 SOLANA BEACH, CA 920752297	CITY OF TEMECULA PO BOX 9033 TEMECULA, CA 925899033
20		
21	CITY OF SOLEDAD 248 MAIN STREET SOLEDAD, CA 93960	CITY OF THOUSAND OAKS 2100 E THOUSAND OAKS BLVD THOUSAND OAKS, CA 913622996
22		
23	CITY OF SOLVANG 1644 OAK STREET SOLVANG, CA 93463	CITY OF TORRANCE 3031 TORRANCE BLVD TORRANCE, CA 905035059
24		
25	CITY OF SONOMA 1 THE PLAZA SONOMA, CA 95476	CITY OF TRACY 333 CIVIC CENTER PLAZA TRACY, CA 953764059
26		
27	CITY OF SONORA 94 N WASHINGTON ST SONORA, CA 95370	CITY OF TULARE 411 E KERN AVE TULARE, CA 932744257
28		
	CITY OF SOUTH GATE 8650 CALIFORNIA AVE SOUTH GATE, CA 902803004	CITY OF TULELAKE 591 MAIN ST TULELAKE, CA 96134
	CITY OF SOUTH LAKE TAHOE 1901 AIRPORT RD STE 210 SOUTH LAKE TAHOE, CA 961507048	CITY OF TURLOCK 156 S. BROADWAY, STE. 230 TURLOCK, CA 95380-5454

1	CITY OF TUSTIN 300 CENTENNIAL WAY TUSTIN, CA 92780	CITY OF WEST HOLLYWOOD 8300 SANTA MONICA BLVD WEST HOLLYWOOD, CA 900696216
2		
3	CITY OF UKIAH 300 SEMINARY AVE UKIAH, CA 954825400	CITY OF WEST LAKE VILLAGE 31200 OAK CREST DR WESTLAKE VILLAGE, CA 913614643
4		
5	CITY OF UPLAND 460 N EUCLID AVE UPLAND, CA 91786	CITY OF WEST SACRAMENTO 1110 W CAPITOL AVE WEST SACRAMENTO, CA 956912717
6		
7	CITY OF VACAVILLE 650 MERCHANT ST VACAVILLE, CA 956886992	CITY OF WESTMINSTER 8200 WESTMINSTER BLVD WESTMINSTER, CA 926833395
8		
9	CITY OF VALLEJO PO BOX 3068 VALLEJO, CA 945900658	CITY OF WHITTIER SCHOOL DISTRICT 7211 WHITTIER AVE WHITTIER, CA 90602
10		
11	CITY OF VICTORVILLE 14343 CIVIC DR VICTORVILLE, CA 923922399	CITY OF WHITTIER 13230 PENN STREET WHITTIER, CA 90602
12		
13	CITY OF VILLA PARK 17855 SANTIAGO BLVD VILLA PARK, CA 92861	CITY OF WILDOMAR 23873 CLINTON KEITH RD WILDOMAR, CA 92595
14		
15	CITY OF VISALIA PO BOX 5078 VISALIA, CA 932785078	CITY OF WILLOWS 201 N LASSEN ST WILLOWS, CA 959882704
16		
17	CITY OF VISTA 200 CIVIC CTR DR VISTA, CA 920846275	CITY OF WINTERS 318 FIRST STREET WINTERS, CA 95694
18		
19	CITY OF WALNUT CREEK 1666 N MAIN ST WALNUT CREEK, CA 945964609	CITY OF WOODLAKE 350 N VALENCIA BLVD WOODLAKE, CA 932861244
20		
21	CITY OF WALNUT PO BOX 682 WALNUT, CA 917880682	CITY OF WOODLAND 655 N PIONEER AVE WOODLAND, CA 957766112
22		
23	CITY OF WASCO HOUSING AUTHORITY 750 H STREET WASCO, CA 93280	CITY OF YREKA 701 FOURTH STREET YREKA, CA 96097
24		
25	CITY OF WASCO 764 E ST WASCO, CA 93280	CITY OF YUBA CITY 1201 CIVIC CENTER BLVD YUBA CITY, CA 959933005
26		
27	CITY OF WATSONVILLE 275 MAIN ST., SUITE 400 (4TH FLOOR) WATSONVILLE, CA 95076	CITY OF YUCAIPA 34272 YUCAIPA BLVD YUCAIPA, CA 923992434
28		
	CITY OF WEED PO BOX 470 WEED, CA 960940470	CLAREMONT UNIFIED SCHOOL DISTRICT 170 W SAN JOSE AVE CLAREMONT, CA 917115285
	CITY OF WEST COVINA 1444 W GARVEY AVE S WEST COVINA, CA 917902716	

1	CLOVERDALE UNIFIED SCHOOL DISTRICT	COLLEGE OF THE DESERT
2	97 SCHOOL ST	43500 MONTEREY AVE
3	CLOVERDALE, CA 95425	PALM DESERT, CA 92260
4	CLOVIS UNIFIED SCHOOL DISTRICT	COLLEGE OF THE SEQUOIAS
5	1450 HERNDON AVE	915 S MOONEY BLVD
6	CLOVIS, CA 936110567	VISALIA, CA 93277
7	CLOVIS VETERANS MEMORIAL DISTR	COLTON JOINT UNIFIED SCHOOL DISTRICT
8	453 HUGHES AVE	1212 VALENCIA DR
9	CLOVIS, CA 93612-1325	COLTON, CA 923241798
10	COACHELLA VALLEY UNIFIED SCHOOL DISTRICT	COLUMBIA ELEMENTARY SCHOOL DISTRICT
11	PO BOX 847	22540 PARROTTS FERRY RD
12	THERMAL, CA 922740847	COLUMBIA, CA 953109759
13	COACHELLA VALLEY WATER DISTRICT	COLUMBIA SCHOOL DISTRICT
14	PO BOX 1058	10142 OLD OREGON TRL
15	COACHELLA, CA 92236	REDDING, CA 960037997
16	COALINGA HURON UNIFIED SCHOOL DISTRICT	COLUSA COUNTY OFFICE OF EDUCATION
17	657 SUNSET ST	146 SEVENTH STREET
18	COALINGA, CA 93210	COLUSA, CA 95932
19	COAST COMMUNITY COLLEGE DISTRICT	COMPTON UNIFIED SCHOOL DISTRICT
20	1370 ADAMS AVE	604 S TAMARIND AVE
21	COSTA MESA, CA 92626	COMPTON, CA 902203826
22	COAST COMMUNITY COLLEGE DISTRICT	CONEJO VALLEY UNIFIED SCHOOL DISTRICT
23	1370 ADAMS AVENUE	1400 E JANSS RD
24	COSTA MESA, CA 92626	THOUSAND OAKS, CA 913622133
25	COAST UNIFIED SCHOOL DISTRICT	CONFIDENTIAL
26	1350 MAIN ST	COUNTY OF CONTRA COSTA
27	CAMBRIA, CA 934283304	SUPERIOR COURT OF CALIFORNIA
28	COASTLINE COMMUNITY COLLEGE	ATTN: CIVIL CLERK'S OFFICE
	11460 WARNER AVE	725 COURT ST #103
	FOUNTAIN VALLEY, CA 92708	MARTINEZ, CA 94553
	COASTLINE ROP	CONFIDENTIAL
	1001 PRESIDIO SQUARE	COUNTY OF LOS ANGELES SUPERIOR COURT OF CALIFORNIA
	COSTA MESA, CA 92626	ATTN: CIVIL CLERK'S OFFICE
	COLFAX ELEMENTRY SCHOOL DISTRICT	STANLEY MOSK COURTHOUSE
	24825 BEN TAYLOR RD.	ON HILL ST.
	COLFAX, CA 95713	111 NORTH HILL ST.
	COLLEGE OF THE CANYONS	LOS ANGELES, CA 90012
	26455 ROCKWELL CANYON RD	CONFIDENTIAL
	SANTA CLARITA, CA 91355	COUNTY OF ORANGE SUPERIOR COURT OF CALIFORNIA
		ATTN: CIVIL CLERK'S OFFICE
		700 CIVIC CENTER DRIVE WEST,
		SANTA ANA, CA 92701

1	CONNECTING WATERS CHARTER 12420 BENTLEY ST WATERFORD, CA 95386	COUNTY OF ALAMEDA 1221 OAK ST STE 450 OAKLAND, CA 946124222
2		
3	CONSOLIDATED IRRIGATION DIST PO BOX 209 SELMA, CA 93662-0209	COUNTY OF AMADOR 810 COURT STREET JACKSON, CA 95642
4	CONSOLIDATED MOSQUITO PO BOX 278 ABATEMENT DIST SELMA, CA 93662-0278	COUNTY OF BUTTE 25 COUNTY CENTER DR, SUITE 210 OROVILLE, CA 959653385
5		
6	CONSOLIDATED WASTE MGMT A 336 N BEN MADDOX WAY VISALIA, CA 93292	COUNTY OF CALAVERAS 891 MOUNTAIN RANCH RD SAN ANDREAS, CA 952499713
7	CONTRA COSTA COUNTY OFFICE OF EDUCATION 77 SANTA BARBARA RD. PLEASANT HILL, CA 94523-4201	COUNTY OF COLUSA 1213 MARKET ST. COLUSA, CA 95932
8	CONTRA COSTA COUNTY SCHOOLS INSURANCE GROUP 550 ELLINWOOD WAY PLEASANT HILL, CA 94523	COUNTY OF CONTRA COSTA 651 PINE ST., #9 MARTINEZ, CA 94553
9	CONTRA COSTA WATER DISTRICT PO BOX H2O CONCORD, CA 94524	COUNTY OF DEL NORTE 981 H STREET, SUITE 220 CRESCENT CITY, CA 955313415
10	CORCORAN UNIFIED SCHOOL DISTRICT 1520 PATTERSON AVE CORCORAN, CA 932121799	COUNTY OF FRESNO 2220 TULARE ST, FIFTH FLOOR FRESNO, CA 93721
11	CORNING UNION ELEMENTARY SCHOOL DISTRICT 1590 SOUTH ST CORNING, CA 96021	COUNTY OF GLENN 525 W. SYCAMORE ST SUITE B1 WILLOWS, CA 95988
12	CORNING UNION HIGH SCHOOL DISTRICT 643 BLACKBURN AVE CORNING, CA 960212299	COUNTY OF HUMBOLDT 825 5TH ST RM 103 EUREKA, CA 955011153
13	CORONA-NORCO UNIFIED SCHOOL DISTRICT 2820 CLARK AVE. NORCO, CA 92860-1903	COUNTY OF IMPERIAL SUPERIOR COURT OF CALIFORNIA ATTN: CLERK'S OFFICE SUPERVISOR LYDIA ANTONEZE 939 WEST MAIN STREET EL CENTRO, CA 92243
14	COTATI ROHNERT PARK UNIFIED SCHOOL DISTRICT 5860 LABATH AVE ROHNERT PARK, CA 949282041	COUNTY OF IMPERIAL 1125 W MAIN ST EL CENTRO, CA 922432814
15	COTTONWOOD UNION ELEMENTARY SCHOOL DISTRICT 20512 1ST ST COTTONWOOD, CA 960228808	COUNTY OF INYO SUPERIOR COURT OF CALIFORNIA 301 W LINE ST BISHOP, CA 93514
16		COUNTY OF INYO PO BOX N INDEPENDENCE, CA 935260613
17		
18		
19		
20		
21		
22		
23		
24		
25		
26		
27		
28		

1	COUNTY OF KERN SUPERIOR COURT OF CALIFORNIA	COUNTY OF MERCED
2	ATTN: CLERK'S OFFICE	2222 M ST RM 309
3	SUPERVISOR NANCY HARBIIN	MERCED, CA 953403790
4	1415 TRUXTUN AVE #212	COUNTY OF MODOC
5	BAKERSFIELD, CA 93301	204 S COURT ST, SUITE 100
6	COUNTY OF KERN	ALTURAS, CA 961014020
7	1115 TRUXTUN AVE FL 4	COUNTY OF MONO
8	BAKERSFIELD, CA 933014617	PO BOX 2415
9	COUNTY OF KINGS	MAMMOTH LAKES, CA 93546
10	1400 W LACEY BLVD	COUNTY OF MONTEREY
11	HANFORD, CA 932305962	168 W ALISAL ST FL 3
12	COUNTY OF LAKE	SALINAS, CA 939012680
13	255 N FORBES ST	COUNTY OF NAPA
14	LAKEPORT, CA 954534747	COUNTY COUNSEL
15	COUNTY OF LASSEN	809 COOMBS ST FL 2
16	221 S ROOP ST	NAPA, CA 94559
17	SUSANVILLE, CA 96130	COUNTY OF NEVADA
18	COUNTY OF LOS ANGELES OFFICE OF EDUCATION	950 MAIDU AVE, SUITE 240
19	9300 IMPERIAL HIGHWAY	NEVADA CITY, CA 959598600
20	DOWNEY, CA 90242	COUNTY OF ORANGE
21	COUNTY OF LOS ANGELES	333 W. SANTA ANA BLVD, SUITE 407
22	648 KENNETH HAHN HALL OF	SANTA ANA, CA 92701
23	ADMINISTRATION	COUNTY OF PLACER SUPERIOR COURT OF CALIFORNIA
24	500 W TEMPLE ST	PO BOX 619072
25	LOS ANGELES, CA 900122713	ROSEVILLE, CA 956619072
26	COUNTY OF MADERA SUPERIOR COURT OF CALIFORNIA	COUNTY OF PLACER
27	209 W YOSEMITE AVE	175 FULWEILER AVE
28	MADERA, CA 93637	AUBURN, CA 956034543
	COUNTY OF MADERA	COUNTY OF PLUMAS SUPERIOR COURT OF CALIFORNIA
	200 W 4TH ST	520 MAIN ST RM 104
	MADERA, CA 936373548	QUINCY, CA 95971
	COUNTY OF MARIN	COUNTY OF PLUMAS
	3501 CIVIC CENTER DR, ROOM 275	555 MAIN ST
	SAN RAFAEL, CA 949034112	QUINCY, CA 95971
	COUNTY OF MARIPOSA	COUNTY OF RIVERSIDE
	5100 BULLION ST.	2980 WASHINGTON ST
	P.O. BOX 189	RIVERSIDE, CA 925044647
	MARIPOSA, CA 95338	COUNTY OF SACRAMENTO SUPERIOR COURT OF CALIFORNIA
	COUNTY OF MENDOCINO	720 9TH ST
	501 LOW GAP ROAD, RM. 1030	SACRAMENTO, CA 958141302
	UKIAH, CA 95482	COUNTY OF SACRAMENTO
	COUNTY OF MERCED SUPERIOR COURT OF CALIFORNIA	700 H ST STE 2650
	627 W 21ST ST	SACRAMENTO, CA 958141298
	MERCED, CA 95340	

1	COUNTY OF SAN BENITO 481 4TH ST FL 2	COUNTY OF SIERRA PO BOX 376
2	HOLLISTER, CA 950233840	DOWNIEVILLE, CA 959360376
3	COUNTY OF SAN BERNARDINO 385 N. ARROWHEAD AVE	COUNTY OF SISKIYOU SUPERIOR
4	SAN BERNARDINO, CA 924150120	COURT OF CALIFORNIA
5	COUNTY OF SAN DIEGO SUPERIOR COURT OF CALIFORNIA	PO BOX 1026
6	220 W BROADWAY DEPT 24	YREKA, CA 96097
7	SAN DIEGO, CA 92101	COUNTY OF SISKIYOU
8	COUNTY OF SAN DIEGO 1600 PACIFIC HWY STE 355	P.O. BOX 659
9	SAN DIEGO, CA 921012437	205 LANE STREET
10	COUNTY OF SAN JOAQUIN 44 NORTH SAN JOAQUIN ST, FL 6, STE 679	YREKA, CA 96097
11	STOCKTON, CA 95202	COUNTY OF SOLANO SUPERIOR
12	COUNTY OF SAN LUIS OBISPO SUPERIOR COURT OF CALIFORNIA	COURT OF CALIFORNIA
13	1035 PALM ST RM 385	600 UNION AVE
14	SAN LUIS OBISPO, CA 934081000	FAIRFIELD, CA 94533
15	COUNTY OF SAN LUIS OBISPO 1055 MONTEREY ST, RM D320	COUNTY OF SOLANO
16	SAN LUIS OBISPO, CA 93408	675 TEXAS ST STE 6600
17	COUNTY OF SAN MATEO SUPERIOR COURT OF CALIFORNIA	FAIRFIELD, CA 945336341
18	400 COUNTY CTR	COUNTY OF SONOMA
19	REDWOOD CITY, CA 94063	575 ADMINISTRATION DR, ROOM 105-A
20	COUNTY OF SAN MATEO 400 COUNTY CTR FL 6	SANTA ROSA, CA 95403
21	REDWOOD CITY, CA 940631662	COUNTY OF STANISLAUS
22	COUNTY OF SANTA BARBARA PO BOX 6307	1010 TENTH STREET, SUITE # 6400
23	SANTA BARBARA, CA 931606307	MODESTO, CA 95354
24	COUNTY OF SANTA CLARA 70 W HEDDING ST, EAST WING, FL 9	COUNTY OF SUTTER SUPERIOR COURT
25	SAN JOSE, CA 951101770	OF CALIFORNIA
26	COUNTY OF SANTA CRUZ 420 MAY AVE	446 2ND ST
27	SANTA CRUZ, CA 950602941	YUBA CITY, CA 95991
28	COUNTY OF SHASTA 1644 MAGNOLIA AVE	COUNTY OF SUTTER
	REDDING, CA 960011513	1160 CIVIC CENTER BLVD., SUITE C
	COUNTY OF SIERRA SUPERIOR COURT OF CALIFORNIA	YUBA CITY, CA 95993
	PO BOX 476	COUNTY OF TEHAMA
	DOWNIEVILLE, CA 95936	727 OAK STREET
		RED BLUFF, CA 96080
		COUNTY OF TRINITY SUPERIOR
		COURT OF CALIFORNIA
		PO BOX 1258
		WEAVERVILLE, CA 96093
		COUNTY OF TRINITY UNIVERSITY OF
		CALIFORNIA COOPERATIVE
		EXTENSION
		PO BOX 490
		HAYFORK, CA 96041
		COUNTY OF TRINITY
		PO BOX 310
		WEAVERVILLE, CA 96093

1	COUNTY OF TULARE SUPERIOR COURT OF CALIFORNIA	CUCAMONGA VALLEY WATER DIST
2	221 S MOONEY BLVD DEPT 10	10440 ASHFORD ST
3	VISALIA, CA 932914543	RANCHO CUCAMONGA, CA 91730-3057
4	COUNTY OF TULARE UNIVERSITY OF CALIFORNIA COOPERATIVE	CUESTA COLLEGE
5	EXTENSION	PO BOX 8106
6	4437 S LASPINA ST STE B	SAN LUIS OBISPO, CA 93403
7	TULARE, CA 93274	CULVER CITY UNIFIED SCHOOL DISTRICT
8	COUNTY OF TULARE	4034 IRVING PL
9	2900 W BURREL AVE	CULVER CITY, CA 902322810
10	VISALIA, CA 932914525	CUPERTINO UNIFIED SCHOOL DISTRICT
11	COUNTY OF TUOLUMNE	10301 VISTA DR
12	2 S GREEN ST	CUPERTINO, CA 950142040
13	SONORA, CA 953704679	CURTIS CREEK SCHOOL DISTRICT
14	COUNTY OF VENTURA	18755 STANDARD RD
15	800 VICTORIA AVENUE	SONORA, CA 95370
16	VENTURA, CA 93009	CUTLER OROSI JOINT UNIFIED SCHOOL DISTRICT
17	COUNTY OF YOLO	12623 AVENUE 416
18	625 COURT ST, # 201	OROSI, CA 936472017
19	WOODLAND, CA 956953448	CYPRESS SCHOOL DISTRICT
20	COUNTY OF YUBA SUPERIOR COURT OF CALIFORNIA	9470 MOODY ST.
21	215 5TH ST	CYPRESS, CA 90630-2919
22	MARYSVILLE, CA 95901	DANA J. MCCUNE
23	COUNTY OF YUBA	MCCUNE & HARBER LLP
24	915 8TH ST STE 111	515 SOUTH FIGUEROA STREET, SUITE 1150
25	MARYSVILLE, CA 959015273	LOS ANGELES, CA 90071
26	COURTYARD SCHOOL	DAVIS JOINT UNIFIED SCHOOL DISTRICT
27	205 24TH ST	526 B ST
28	SACRAMENTO, CA 95816	DAVIS, CA 956163811
	COVINA VALLEY UNIFIED SCHOOL DISTRICT	DEER SPRINGS FIRE PROTECTION D
	519 E BADILLO ST	8709 CIRCLE R DR
	COVINA, CA 917232803	ESCONDIDO, CA 92026-5802
	CRESTLINE SANITATION DISTRICT	DEHESA SCHOOL DISTRICT - EL CAJON
	PO BOX 3395	4612 DEHESA RD.
	CRESTLINE, CA 92325-3395	EL CAJON, CA 92019-2922
	CROSSWALK LEARNING PATHWAYS	DEL MAR UNION SCHOOL DISTRICT
	PO BOX 401448	11232 EL CAMINO REAL, #100
	HESPERIA, CA 92340	DEL MAR, CA 92130
	CSAC EXCESS INSURANCE	DEL NORTE COUNTY UNIFIED SCHOOL DISTRICT
	3017 GOLD CANAL DR	301 W WASHINGTON BLVD
	STE 300	CRESCENT CITY, CA 955318340
	RANCHO CORDOVA, CA 95670-6129	
	CUCAMONGA SCHOOL DISTRICT	
	8776 ARCHIBALD AVE	
	RANCHO CUCAMONGA, CA 917304699	

1	DEL ORO WATER CO 426 BROADWAY ST STE 301 CHICO, CA 95928	DOWNEY UNIFIED SCHOOL DISTRICT 11627 BROOKSHIRE AVE DOWNEY, CA 90241
2		
3	DEL PASO HEIGHTS SCHOOL DISTRICT CYNTHIA SMITH FAGEN, FRIEDMAN & FULFROST, LLP 520 CAPITOL MALL, 4TH FLOOR SACRAMENTO, CA 95814	DOWNIEVILLE FIRE PROTECTION DI PO BOX 25 DOWNIEVILLE, CA 95936
4		
5	DELANO JOINT UNION HIGH SCHOOL DISTRICT 1747 PRINCETON ST DELANO, CA 932151501	DOWNTOWN COLLEGE PREP 1460 THE ALAMEDA SAN JOSE, CA 95126
6		
7	DELANO UNION SCHOOL DISTRICT 1405 12TH AVE DELANO, CA 932152468	DRY CREEK ELEMENTARY SCHOOL 9707 COOK RIOLO RD ROSEVILLE, CA 957479793
8		
9	DELHI SCHOOL DISTRICT 9716 HINTON AVE DELHI, CA 953159455	DUARTE UNIFIED SCHOOL DISTRICT 1620 HUNTINGTON DR DUARTE, CA 910102534
10		
11	DELTA DIABLO SANITATION DISTRICT 2500 PITTSBURG ANTIOCH HWY ANTIOCH, CA 94509	DUBLIN UNIFIED SCHOOL DISTRICT 7471 LARKDALE AVE DUBLIN, CA 945681500
12		
13	DENAIR UNIFIED SCHOOL DISTRICT 3460 LESTER RD DENAIR, CA 95316	DUNHAM SCHOOL DISTRICT 4111 ROBLAR RD PETALUMA, CA 94952
14		
15	DESERT SANDS UNIFIED SCHOOL DISTRICT - INDIO 47-950 DUNE PALMS RD. LA QUINTA, CA 92253-4000	DUNSMUIR ELEMENTARY SCHOOL DISTRICT 4760 SISKIYOU AVE DUNSMUIR, CA 96025
16		
17	DESERT WATER AGENCY 1200 S GENE AUTRY TRL PALM SPRINGS, CA 92264	DUNSMUIR JOINT UNION HIGH SCHOOL DISTRICT 5805 HIGH SCHOOL WAY DUNSMUIR, CA 96025
18		
19	DINUBA UNIFIED SCHOOL DISTRICT 1327 E EL MONTE WAY DINUBA, CA 936181825	DURHAM UNIFIED SCHOOL DISTRICT PO BOX 300 DURHAM, CA 959380300
20		
21	DIXIE SCHOOL DISTRICT 380 NOVA ALBION WAY SAN RAFAEL, CA 949033523	EARLIMART SCHOOL DISTRICT PO BOX 11970 EARLIMART, CA 932191970
22		
23	DIXON UNIFIED SCHOOL DISTRICT 180 S 1ST ST STE 6 DIXON, CA 95620	EAST BAY REG PARK DIST PO BOX 53819 OAKLAND, CA 94605
24		
25	DOBBINS OREGON HOUSE FIRE PROT PO BOX 164 OREGON HOUSE, CA 95962-0164	EAST SIDE UNION HIGH SCHOOL DISTRICT 830 N CAPITOL AVE SAN JOSE, CA 951331316
26		
27	DOS PALOS UNIFIED SCHOOL DISTRICT 2041 ALMOND ST DOS PALOS, CA 936202303	EAST WHITTIER CITY SCHOOL DISTRICT 14535 WHITTIER BLVD WHITTIER, CA 906052130
28		

1	EASTERN MUNICIPAL WATER DISTRICT	EL SEGUNDO UNIFIED SCHOOL DISTRICT
2	PO BOX 8300	641 SHELDON ST.
3	PERRIS, CA 92572	EL SEGUNDO, CA 90245-3036
4	EASTSIDE UNION SCHOOL DISTRICT - LANCASTER	EL TEJON UNIFIED SCHOOL DISTRICT
5	45006 30TH ST. EAST	PO BOX 876
6	LANCASTER, CA 93535	LEBEC, CA 93243
7	ECONOMIC DEV AUTHORITY	ELK GROVE UNIFIED SCHOOL DISTRICT
8	PO BOX 1060	9510 ELK GROVE-FLORIN RD
9	COARSEGOLD, CA 93614	ELK GROVE, CA 956241801
10	EDEN AREA R.O.P.	ELKINS ELEMENTARY SCHOOL DISTRICT
11	26316 HESPERIAN BLVD	PO BOX 407
12	HAYWARD, CA 94545	PASKENTA, CA 96074
13	EDISON SCHOOL DISTRICT	EMERY UNIFIED SCHOOL DISTRICT
14	PO BOX 368	4727 SAN PABLO AVE
15	EDISON, CA 932200368	EMERYVILLE, CA 946083035
16	EL CENTRO SCHOOL DISTRICT	EMPIRE UNION SCHOOL DISTRICT
17	1256 BROADWAY	116 N MCCLURE RD
18	EL CENTRO, CA 92243-2317	MODESTO, CA 95357
19	EL DORADO COUNTY OFFICE OF EDUCATION	ENCINA WASTEWATER AUTHORITY
20	6767 GREEN VALLEY RD.	6200 AVENIDA ENCINAS
21	PLACERVILLE, CA 95667-8984	CARLSBAD, CA 92009
22	EL DORADO COUNTY	ENTERPRISE ELEMENTARY SCHOOL DISTRICT
23	330 FAIR LN.	1155 MISTLETOE LN
24	PLACERVILLE, CA 95667	REDDING, CA 960020749
25	EL DORADO IRRIGATION	ENVIRONMENTAL CHARTER HIGH SCHOOL
26	2890 MOSQUITO RD	16315 GREVILLIA AVE
27	PLACERVILLE, CA 95667-4700	LAWNDALE, CA 90260-2858
28	EL DORADO UNION HIGH SCHOOL DISTRICT	ERIC R. HAVIAN
	4675 MISSOURI FLAT RD	PHILLIPS & COHEN LLP
	PLACERVILLE, CA 95667	100 THE EMBARCADERO, SUITE 300
	EL MONTE CITY SCHOOL DISTRICT	SAN FRANCISCO, CA 94105
	3540 LEXINGTON AVE	ESCALON UNIFIED SCHOOL DISTRICT
	EL MONTE, CA 917312608	1520 YOSEMITE AVE
	EL MONTE UNION HIGH SCHOOL DISTRICT	ESCALON, CA 95205
	3537 JOHNSON AVE	ESCONDIDO CHARTER HIGH SCHOOL
	EL MONTE, CA 917313290	1868 E VALLEY PKWY
	EL RANCHO UNIFIED SCHOOL DISTRICT	ESCONDIDO, CA 92027-2525
	8910 SLAUSON AVE	ESCONDIDO UNION HIGH SCHOOL
	PICO RIVERA, CA 906604441	302 NORTH MIDWAY DR.
		ESCONDIDO, CA 92027-2741
		ESCONDIDO UNION SCHOOL DISTRICT
		2310 ALDERGROVE AVE.
		ESCONDIDO, CA 92029-1935

1	ESPARTO UNIFIED SCHOOL DISTRICT 26675 PLAINFIELD ST ESPARTO, CA 956272192	FAIRFAX SCHOOL - BAKERSFIELD 1500 SOUTH FAIRFAX RD. BAKERSFIELD, CA 93307-3151
2		
3	ETIWANDA SCHOOL DISTRICT 6061 EAST AVE ETIWANDA, CA 917392218	FAIRFAX SCHOOL DISTRICT 1501 S FAIRFAX RD BAKERSFIELD, CA 93307
4		
5	ETNA ELEMENTARY SCHOOL DISTRICT PO BOX 490 ETNA, CA 960270490	FAIRFIELD SUISUN UNIFIED SCHOOL DISTRICT 2490 HILBORN RD FAIRFIELD, CA 945341072
6		
7	ETNA UNION HIGH PO BOX 705 FORT JONES, CA 96032-0705	FALL RIVER MILLS CMNTY SVC PO BOX 427 FALL RIVER MILLS, CA 96028-0427
8		
9	ETNA UNION HIGH PO BOX 705 FORT JONES, CA 96032-0705	FALL RIVER UNIFIED SCHOOL DISTRICT 20375 TAMARACK AVE BURNIEY, CA 960134054
10		
11	EUREKA UNION SCHOOL DISTRICT 5455 EUREKA RD GRANITE BAY, CA 957468808	FALLBROOK UNION HIGH SCHOOL DISTRICT 2234 SOUTH STAGE COACH LN. FALLBROOK, CA 92028
12		
13	EVERGREEN SCHOOL DISTRICT 3188 QUIMBY RD SAN JOSE, CA 951483022	FARMERSVILLE UNIFIED SCHOOL DISTRICT 571 E CITRUS DRIVE BLVD FARMERSVILLE, CA 93223
14		
15	EVERGREEN UNION SCHOOL DISTRICT 19500 LEARNING WAY COTTONWOOD, CA 960229602	FEATHER RIVER AIR QUALITY 938 14TH ST MANAGEMENT DISTRICT MARYSVILLE, CA 95901-4149
16		
17	EXCELSIOR EDUCATION CENTER 12217 SPRING VALLEY PKWY VICTORVILLE, CA 92395	FILLMORE UNIFIED SCHOOL DISTRICT PO BOX 697 FILLMORE, CA 930160697
18		
19	EXETER PUBLIC SCHOOLS 134 S E ST EXETER, CA 932211731	FIREBAUGH-LASDELTAS UNIFIED SCHOOL DISTRICT 1976 MORRIS KYLE DR. FIREBAUGH, CA 93622-9711
20		
21	EXETER UNION HIGH SCHOOL DISTRICT 134 SOUTH E ST. EXETER, CA 93221	FLOURNOY UNION ELEMENTARY SCHOOL DISTRICT 15850 PASKENTA RD FLOURNOY, CA 96029
22		
23	EXPLORER ELEMENTARY CHARTER SCHOOL 2230 TRUXTON RD SAN DIEGO, CA 92106	FOLSOM CORDOVA UNIFIED SCHOOL DISTRICT 125 E BIDWELL ST FOLSOM, CA 956303241
24		
25	EZEQUIEL TAFOYA ALVANADO ACADEMY 26247 ELLIS ST MADERA, CA 93638	FONTANA UNIFIED SCHOOL DISTRICT 9680 CITRUS AVE FONTANA, CA 923355571
26		
27	FAIR OAKS WATER DIST 10317 FAIR OAKS BLVD FAIR OAKS, CA 95628	
28		

1	FOOTHILL-DE ANZA CCD 12345 EL MONTE RD	FRESNO CAREER DEVELOPMENT INSTITUTE
2	ATN ACCTS PAYABLE	1645 E ST.
3	LOS ALTOS HILLS, CA 94022-4504	FRESNO, CA 93706
4	FORESTVILLE UNIFIED SCHOOL DISTRICT	FRESNO CITY COLLEGE
5	6321 HIGHWAY 116	1916 N CALAVERAS ST
6	FORESTVILLE, CA 95436	FRESNO, CA 93704
7	FORKS OF SALMON ELEMENTARY SCHOOL DISTRICT	FRESNO COUNTY EMPLOYEES RETIREMENT
8	BOX 210, SALMON RIVER ROAD	1111 H. ST
9	FORKS OF SALMON, CA 96031	FRESNO, CA 93721
10	FORT BRAGG UNIFIED SCHOOL DISTRICT	FRESNO COUNTY FIRE HEADQUARTERS
11	312 S LINCOLN ST	210 S ACADEMY AVE
12	FORT BRAGG, CA 95437	SANGER, CA 93657
13	FORT ROSS SCHL 19A	FRESNO COUNTY LAW LIBRARY
14	30600 SEAVIEW RD	1100 VAN NESS AVE, Suite 600
15	CAZADERO, CA 95421	FRESNO, CA 93721
16	FORT SAGE UNIFIED SCHOOL DISTRICT	FRESNO COUNTY OFFICE OF EDUCATION
17	PO BOX 35	1111 VAN NESS AVE
18	HERLONG, CA 96113	FRESNO, CA 93721-2002
19	FOUNTAIN VALLEY SCHOOL DISTRICT	FRESNO LAFCO
20	10055 SLATER AVE.	2115 KERN ST
21	FOUNTAIN VALLEY, CA 92708-3405	FRESNO, CA 93721-2108
22	FOWLER UNIFIED SCHOOL DISTRICT	FRESNO LAFCO
23	658 E ADAMS AVE	2607 FRESNO STREET
24	FOWLER, CA 936252111	FRESNO, CA 93721-2108
25	FRANKLIN MCKINLEY SCHOOL DISTRICT	FRESNO MADERA AGENCY ON AGING
26	645 WOOL CREEK DR	3837 N CLARK ST
27	SAN JOSE, CA 951122617	FRESNO, CA 93726
28	FRANKLIN-MCKINLEY SCHOOL DISTRICT	FRESNO MOSQUITO AND VECTOR CONTROL DISTRICT
	645 WOOL CREEK DR.	2338 E MCKINLEY AVE
	SAN JOSE, CA 95112-2617	FRESNO, CA 93703
	FREMONT UNIFIED SCHOOL DISTRICT	FRESNO PACIFIC UNIVERSITY
	4210 TECHNOLOGY DR	1717 S CHESTNUT AVE
	FREMONT, CA 945386337	FRESNO, CA 93702
	FREMONT UNION HIGH SCHOOL DISTRICT - SUNNYVALE	FRESNO POLICE DEPT CREDIT UNION
	589 W FREMONT AVE	1004 N. VAN NESS AVE.
	SUNNYVALE, CA 94087	FRESNO, CA 93728
	FRENCH GULCH-97	FRESNO UNIFIED SCHOOL DISTRICT
	WHISKEYTOWN S/D	TULARE AND M ST
	11442 C-LINE GULCH	FRENSE, CA 937212287
	FRENCH GULCH, CA 96033	FRESNO WESTSIDE MAD
		2555 N STREET
		FIREBAUGH, CA 93622

1	FRUITVALE SCHOOL DISTRICT 7311 ROSEDALE HWY BAKERSFIELD, CA 933085738	GEYSERVILLE UNIFIED SCHOOL DISTRICT 1300 MOODY LN GEYSERVILLE, CA 95441
2	FULLERTON JOINT UNION HIGH SCHOOL DISTRICT 1051 WEST BASTANCHURY RD FULLERTON, CA 92833-2247	GIL TRUJILLO PHILIP F. SINCO ASSISTANT CITY ATTORNEY CITY OF SANTA MARIA 204 EAST COOK STREET SANTA MARIA, CA 93454
3	G. ROSS TRINDLE, III BEST BEST & KRIEGER LLP 300 SOUTH GRAND AVENUE, 25TH FLOOR LOS ANGELES, CA 90071	GILROY UNIFIED SCHOOL DISTRICT 7810 ARROYO CIR. GILROY, CA 95020-7313
4	GALT JOINT UNION ELEMENTARY SCHOOL DISTRICT 1018 C ST STE 210 GALT, CA 956321733	GLENDALÉ UNIFIED SCHOOL DISTRICT 223 N JACKSON ST GLENDALÉ, CA 912064334
5	GALT JOINT UNION HIGH SCHOOL DISTRICT 12945 MARENGO ROAD GALT, CA 95632	GLENN COUNTY HRA 420 E. LAUREL ST WILLOWS, CA 95988
6	GARVEY SCHOOL DISTRICT 2730 DEL MAR AVE ROSEMEAD, CA 917703099	GLENN COUNTY OFFICE OF EDUCATION 311 SOUTH VILLA AVE. WILLOWS, CA 95988-2739
7	GARY S. LINCENBERG BIRD, MARELLA, BOXER, WOLPERT, NESSIM, DROOKS, LINCENBERG & RHOW, P.C. 1875 CENTURY PARK EAST, 23RD FLOOR LOS ANGELES, CA 90067	GOLD OAK UNION S/D-26 3171 PLEASANT VALLEY RD EL DORADO CO PLACERVILLE, CA 95667-7836
8	GATEWAY UNIFIED SCHOOL DISTRICT 4411 MOUNTAIN LAKES BLVD REDDING, CA 960031446	GOLD TRAIL SCHOOL DISTRICT 1575 OLD RANCH RD PLACERVILLE, CA 95667
9	GAVILAN JOINT COMMUNITY COLLEGE DISTRICT ACCOUNTING 5055 SANTA TERESA BLVD GILROY, CA 95020-9599	GOLDEN FEATHER UNIFIED SCHOOL DISTRICT 11679 NELSON BAR RD OROVILLE, CA 959658033
10	GENERAL SHAFTER 1825 SHAFTER RD. BAKERSFIELD, CA 93313-9766	GOLDEN GATE PO BOX 9000 PRESIDIO STATION SAN FRANCISCO, CA 94129-9000
11	GERBER UNION ELEMENTARY SCHOOL DISTRICT 23014 CHARD AVE GERBER, CA 96035	GOLDEN HILLS SCHOOL 1060 SUNCAST LANE EL DORADO HILLS, CA 95762
12		GOLDEN PLAINS UNIFIED SCHOOL DISTRICT PO BOX 937 SAN JOAQUIN, CA 93660

1	GOLDEN VALLEY UNIFIED SCHOOL DISTRICT	GROVELAND UNIFIED SCHOOL DISTRICT
2	37479 AVENUE 12	PO BOX 1397
3	MADERA, CA 93638	19177 HWY 120
4	GOLETA UNION SCHOOL DISTRICT	GROVELAND, CA 95321
5	401 N FAIRVIEW AVE	GUADALUPE UNION SCHOOL DISTRICT
6	GOLETA, CA 93117	PO BOX 788
7	GONZALES UNIFIED SCHOOL DISTRICT	GUADALUPE, CA 934340788
8	PO BOX G	GUERNVILLE SCHOOL DISTRICT
9	GONZALES, CA 939260238	14630 ARMSTRONG WOODS RD
10	GRANT ELEMENTARY SCHOOL DISTRICT	GUERNEVILLE, CA 95446
11	8835 SWASEY DR	GUSTINE UNIFIED SCHOOL DISTRICT
12	REDDING, CA 96001	1500 MEREDITH AVE
13	GRASS VALLEY SCHOOL DISTRICT	GUSTINE, CA 95322
14	10840 GILMORE WAY	H. ALLEN HIGHT ELEMENTARY PTA
15	GRASS VALLEY, CA 959455409	3200 N PARK DR
16	GRANT UNION HIGH SCHOOL DISTRICT	SACRAMENTO, CA 95835
17	CYNTHIA SMITH	HAMILTON UNIFIED SCHOOL DISTRICT
18	FAGEN, FRIEDMAN & FULFROST, LLP	277 CAPAY AVE
19	520 CAPITOL MALL, 4TH FLOOR	HAMILTON CITY, CA 95951
20	SACRAMENTO, CA 95814	HANFORD ELEMENTARY SCHOOL DISTRICT
21	GRAVENSTEIN UNIFIED SCHOOL DISTRICT	714 N WHITE ST
22	3840 TWIG AVE	HANFORD, CA 932304029
23	SEBASTOPOL, CA 95472	HANFORD JOINT UNION HIGH SCHOOL DISTRICT
24	GREEN DOT PUBLIC SCHOOL	823 WEST LACEY BLVD.
25	1149 SOUTH HILL STREET, SUITE 600	HANFORD, CA 93230-3067
26	LOS ANGELES, CA 90015	HAPPY CAMP FIRE PROTECTION DIS
27	GREENFIELD UNION ELEMENTARY	26 FOURTH AVE
28	493 EL CAMINO REAL	HAPPY CAMP, CA 96039
	GREENFIELD, CA 93927	HAPPY VALLEY SCHOOL DISTRICT
	GREENFIELD UNION SCHOOL DISTRICT	16300 CLOVERDALE RD
	493 EL CAMINO REAL	ANDERSON, CA 960078209
	GREENFIELD, CA 939274915	HARMONY UNIFIED SCHOOL DISTRICT
	GRIDLEY UNIFIED SCHOOL DISTRICT	1935 BOHEMIAN HWY
	429 MAGNOLIA ST	OCCIDENTAL, CA 95465
	GRIDLEY, CA 959482533	HART RANSOM UNION SCHOOL DISTRICT
	GRIZZLY FLATS CSD	3930 SHOEMAKE AVE
	PO BOX 250	MODESTO, CA 95358
	GRIZZLY FLATS, CA 95636	HARTNELL COMMUNITY COLLEGE
	GROSSMONT UNION HIGH SCHOOL DISTRICT	411 CENTRAL AVE
	PO BOX 1043	SALINAS, CA 93901
	LA MESA, CA 919441043	HAWTHORNE UNIFIED SCHOOL DISTRICT
		14120 HAWTHORNE BLVD
		HAWTHORNE, CA 902507006

1	HAYWARD AREA REC DEPT. 1099 E ST HAYWARD, CA 94541	HILLSBOROUGH CITY SCHOOL DISTRICT 300 EL CERRITO AVE HILLSBOROUGH, CA 940106818
2	HAYWARD UNIFIED SCHOOL DISTRICT PO BOX 5000 HAYWARD, CA 945400001	HILMAR UNIFIED SCHOOL DISTRICT 7807 LANDER AVE HILMAR, CA 953249398
3	HEALDSBURG DISTRICT HOSPITAL 1375 UNIVERSITY ST HEALDSBURG, CA 95448	HOLLISTER SCHOOL DISTRICT 2690 CIENEGA RD HOLLISTER, CA 950239687
4	HEALDSBURG UNIFIED SCHOOL DISTRICT 1028 PRINCE AVE HEALDSBURG, CA 95448	HOPE ELEMENTARY SCHOOL DISTRICT 3970 LA COLINA RD STE 14 SANTA BARBARA, CA 93110
5	HEALTH SCIENCES HIGH AND MIDDLE COLLEGE 3910 UNIVERSITY AVE #100 SAN DIEGO, CA 92105	HORICON ELEMENTARY SCHOOL DISTRICT 35555 ANNAPOLIS RD ANNAPOLIS, CA 95412-9713
6	HEBER UNIFIED SCHOOL DISTRICT 1052 HEBER AVE HEBER, CA 92249	HOUSING AUTH OF PO BOX 355 KINGS COUNTY HANFORD, CA 93232
7	HELENDAL CSD PO BOX 2608 HELENDAL, CA 92342-2608	HOUSING AUTHORITY OF CONTRA COSTA COUNTY 651 PINE ST., 9TH FL. MARTINEZ, CA 94553
8	HELENDAL SCHOOL DISTRICT 15350 RIVERVIEW ROAD P.O. BOX 249 HELENDAL, CA 92342	HOUSING AUTHORITY OF THE CITY OF LIVERMORE 3203 LEAHY WAY LIVERMORE, CA 94550
9	HELIH CHARTER HIGH SCHOOL 7323 UNIVERSITY AVE LA MESA, CA 91941	HOUSING AUTHORITY OF THE COUNTY OF KINGS 680 NORTH DOUTY STREET HANFORD, CA 93230
10	HEMET UNIFIED SCHOOL DISTRICT 1791 W ACACIA AVE HEMET, CA 925453797	HOUSING AUTHORITY OF THE COUNTY OF MARIN 3501 CIVIC CENTER DR, #275 SAN RAFAEL, CA 94903
11	HERITAGE OAK 16971 IMPERIAL HIGHWAY YORBA LINDA, CA 92886	HOUSING AUTHORITY OF THE COUNTY OF MONTEREY 168 W. ALISAL ST., 3RD FL. SALINAS, CA 93907
12	HESPERIA UNIFIED SCHL 9144 3RD AVE HESPERIA, CA 92345	HOUSING AUTHORITY OF THE COUNTY OF SANTA BARBARA 105 E ANAPAMU SANTA BARBARA, CA 93436
13	HICKMAN ELEMENTARY SCHOOL 13306 4TH ST HICKMAN, CA 95323	
14	HIGH TECH HIGH 2861 WOMBLE RD SAN DIEGO, CA 92106-6025	
15	HIGHLAND RECREATION DIST 1851 LEXINGTON AVE SAN MATEO, CA 94402	
16		
17		
18		
19		
20		
21		
22		
23		
24		
25		
26		
27		
28		

1	HOUSING AUTHORITY OF THE COUNTY OF SANTA CLARA	INLAND EMPIRE UTILITIES AGENCY
2	505 WEST JULIAN STREET	PO BOX 9020
3	SAN JOSE, CA 95110	CHINO HILLS, CA 91709
4	HOUSING AUTHORITY OF THE COUNTY OF STANISLAUS	INYO COUNTY OFFICE OF EDUCATION
5	1701 ROBERTSON ROAD	PO DRAWER G
6	MODESTO, CA 95351	INDEPENDENCE, CA 93526
7	HOWELL MOUNTAIN ELEMENTARY SCHOOL DISTRICT	IRVINE RANCH WATER DISTRICT
8	525 WHITE COTTAGE RD. NORTH	15600 SAND CANYON AVE
9	ANGWIN, CA 94508-9768	IRVINE, CA 92618
10	HUGHSON UNION SCHOOL DISTRICT	JAMESTOWN ELEMENTARY SCHOOL
11	PO BOX 189	DISTRICT
12	HUGHSON, CA 95326	18299 5TH AVE
13	HUMBOLDT COUNTY OFFICE OF EDUCATION	JAMESTOWN, CA 953279671
14	901 MYRTLE AVE	JANESVILLE SCHOOL DISTRICT
15	EUREKA, CA 95501-1219	PO BOX 280
16	HUMBOLDT NO 1 FIRE PROTECTION	JANESVILLE, CA 96114
17	3455 HARRIS ST	JASMINE NYREE DAYCARE SCHOOL
18	EUREKA, CA 95503-4816	CENTER
19	HUME LAKE CHARTER SCHOOL	801 18TH ST
20	64144 HUME LAKE RD	BAKERSFIELD, CA 93301
21	HUME, CA 93628	JEFFERSON ELEMENTARY SCHOOL
22	HUNTINGTON BEACH CITY SCHOOL DISTRICT	DISTRICT
23	20451 CRAIMER LN	101 LINCOLN AVE
24	HUNTINGTON BEACH, CA 92646	DALY CITY, CA 940153934
25	IGO ONO PLATINA SCHOOL DISTRICT	JEFFERSON ELEMENTARY
26	PO BOX 250	1219 WHISPERING WIND DR.
27	IGO, CA 960470250	TRACY, CA 95377
28	IMPERIAL COUNTY OFFICE OF EDUCATION	JEFFERSON SCHOOL DISTRICT
	1398 SPERBER RD.	1219 WHISPERING WIND DR
	EL CENTRO, CA 92243-9621	TRACY, CA 953778269
	IMPERIAL UNIFIED SCHOOL DISTRICT	JEFFERSON UNION HIGH SCHOOL
	219 NORTH EST.	DISTRICT
	IMPERIAL, CA 92251-	699 SERRAMONTE BLVD
	INDIAN SPRINGS SCHOOL DISTRICT	DALY CITY, CA 940154132
	PO BOX 70	JOHN D. HIGGINBOTHAM
	BIG BEND, CA 96011	CITY ATTORNEY'S OFFICE
	INGLEWOOD UNIFIED SCHOOL DISTRICT	CITY OF CORONA
	401 SOUTH INGLEWOOD AVE.	400 SOUTH VICENTIA AVENUE
	INGLEWOOD, CA 90301-2501	CORONA, CA 92882
		JOHN MUIR CHARTER SCHOOL
		9845 HORN RD #150
		SACRAMENTO, CA 95827
		JOHN SWETT UNIFIED SCHOOL
		DISTRICT
		400 PARKER AVE
		RODEO, CA 94572

1	JUNCTION CITY ELEMENTARY SCHOOL DISTRICT 52680 RED HILL RD JUNCTION CITY, CA 96048	KERNVILLE UNION SCHOOL DI PO BOX 3077 LAKE ISABELLA, CA 93240
2	JUNCTION SCHOOL DISTRICT 9087 DESCHUTES RD PALO CEDRO, CA 960738713	KERNVILLE UNION SCHOOL DISTRICT 3240 ERSKINE CREEK RD LAKE ISABELLA, CA 93240-9608
3	JURUPA UNIFIED SCHOOL DISTRICT 4850 PEDLEY RD RIVERSIDE, CA 925093966	KEYES UNION ELEMENTARY SCHOOL DISTRICT PO BOX 549 KEYES, CA 95328
4	KASHIA SCHOOL DISTRICT 5340 SKYLANE BLVD SANTA ROSA, CA 95403	KING CHAVEZ PUBLIC SCHOOLS 137 25TH ST SAN DIEGO, CA 92102
5	KELSEYVILLE UNIFIED SCHOOL DISTRICT 4410 KONOCTI RD KELSEYVILLE, CA 954519398	KING CITY UNION SCHOOL DISTRICT 435 PEARL ST KING CITY, CA 93930
6	KENTFIELD SCHOOL DISTRICT 750 COLLEGE AVE KENTFIELD, CA 94904	KING COUNTY OFFICE OF EDUCATION 1144 WEST LACEY BLVD. HANFORD, CA 93230-4334
7	KENWOOD ELEMENTARY SCHOOL DISTRICT 230 RANDOLPH AVE KENWOOD, CA 95452-0220	KINGS CANYON UNIFIED SCHOOL DISTRICT 675 W MANNING AVE REEDLEY, CA 936542427
8	KERMAN UNIFIED SCHOOL DISTRICT 207 S 1ST ST KERMAN, CA 936301001	KING'S RIVER UNION ELEMENTARY SCHOOL DISTRICT 3961 AVENUE 400 KINGSBURG, CA 93631
9	KERN CO CHILDREN & FAM CO 2724 L ST BAKERSFIELD, CA 93301-2349	KINGS RIVER UNION ESD 3961 AVENUE 400 KINGSBURG, CA 93631-9660
10	KERN COMMUNITY COLLEGE DISTRICT 2100 CHESTER AVENUE BAKERSFIELD, CA 93301	KINGSBURG ELEMENTARY SCHOOL SISTRICK 1310 STROUD AVE. KINGSBURG, CA 93631-1000
11	KERN COMMUNITY COLLEGE 100 E COLLEGE AVE PORTERVILLE, CA 93257	KINGSBURG JOINT UNION HIGH SCHOOL DISTRICT 1900 18TH AVE KINGSBURG, CA 936311629
12	KERN COUNTY NETWORK FOR CHILDREN 1115 TRUXTUN AVE., 4TH FL. BAKERSFIELD, CA 93301	KIPP HEARTWOOD ACADEMY 1250 S KING RD SAN JOSE, CA 95122
13	KERN COUNTY SUPERINTENDENT OF SCHOOLS 1300 17TH ST - CITY CENTRE BAKERSFIELD, CA 93301-4533	KIPP LA SCHOOLS 3601 EAST 1st STREET LOS ANGELES, CA 90063
14	KERN HIGH SCHOOL DISTRICT 5801 SUNDALE AVE BAKERSFIELD, CA 933092924	KIRKWOOD ELEMENTARY SCHOOL DISTRICT 2049 KIRKWOOD RD CORNING, CA 96021

1	KIT CARSON UNION SCHOOL DISTRICT	LAKE COUNTY OFFICE OF EDUCATION
2	9895 7TH AVE	1152 SOUTH MAIN ST
3	HANFORD, CA 93230	LAKEPORT, CA 95453-5517
4	KLAMATH RIVER UNION	LAKE ELEMENTARY SCHOOL
5	30438 WALKER RD	DISTRICT
6	ELEMENTARY SCHOOL	4672 COUNTY RD N
7	HORSE CREEK, CA 96050-9204	ORLAND, CA 95963
8	KNIGHTSEN	LAKE ELSINORE UNIFIED SCHOOL
9	1923 DELTA RD	DISTRICT
10	KNIGHTSEN, CA 94548	545 CHANEY ST
11	KONOCI UNIFIED SCHOOL DISTRICT	LAKE ELSINORE, CA 925302712
12	9430 LAKE ST	LAKE HEMET MUNICIPAL WATER DIS
13	PO BOX 759	PO BOX 5039
14	LOWER LAKE, CA 95457	HEMET, CA 92544
15	L A R P D	LAKE TAHOE UNIFIED SCHOOL
16	4444 EAST AVE	DISTRICT
17	LIVERMORE, CA 94550	1021 AL TAHOE BLVD
18	LA HONDA PESCADERO UNIFIED	SOUTH LAKE TAHOE, CA 961504502
19	SCHOOL DISTRICT	LAKEPORT UNIFIED SCHOOL DISTRICT
20	PO BOX 189	2508 HOWARD AVE
21	PESCADERO, CA 94060	LAKEPORT, CA 954536908
22	LA MESA SPRING VALLEY SCHOOL	LAKESIDE JOINT UNION (LOS GATOS)
23	DISTRICT	19621 BLACK RD.
24	4750 DATE AVE.	LOS GATOS, CA 95033
25	LA MESA, CA 91941-5214	LAKESIDE SCHOOL DISTRICT
26	LA PUENTE VALLEY ROP	12335 WOODSIDE AVE
27	341 S. LA SEDA	LAKESIDE, CA 92040
28	LA PUENTE, CA 91744	LAKESIDE UNION ELEMENTARY
	LAFAYETTE SCHOOL DISTRICT	SCHOOL DISTRICT
	3477 SCHOOL STREET	9100 JERSEY AVE
	LAFAYETTE, CA 94549	HANFORD, CA 93230-9560
	LAFCO OF NAPA COUNTY	LAKESIDE UNION SCHOOL DISTRICT
	1030 SEMINARY STREET, SUITE B	(SAN DIEGO)
	NAPA CA 94559	12335 WOODSIDE AVE.
	LAFCO OF SAN LUIS OBISPO COUNTY	LAKESIDE, CA 92040-0578
	1042 PACIFIC ST STE A	LAKESIDE UNION SCHOOL DISTRICT
	SAN LUIS OBISPO, CA 93401	12335 WOODSIDE AVE
	LAGUNA JOINT SCHOOL DISTRICT	LAKESIDE, CA 92040
	2657 CHILENO VALLEY RD	LAMONT SCHOOL DISTRICT
	PETALUMA, CA 94952-9455	7915 BURGUNDY AVE
	LAGUNITAS SCHOOL DISTRICT	LAMONT, CA 932411350
	PO BOX 308	LANCASTER SCHOOL DISTRICT
	SAN GERONIMO, CA 94963	44711 CEDAR AVE
	LAKE COUNTY INTERNATIONAL	LANCASTER, CA 935343210
	CHARTER SCHOOL	LARKSPUR-CORTE MADERA SCHOOL
	PO BOX 984	DISTRICT
	MIDDLETOWN, CA 95461	230 DOHERTY DR
		LARKSPUR, CA 94939

1	LAS LOMITAS ELEMENTARY SCHOOL DISTRICT	LE GRAND ELEMENTARY SCHOOL DISTRICT
2	1011 ALTSCHUL AVE	PO BOX 27
3	MENLO PARK, CA 940256706	LE GRAND, CA 953330027
4	LAS VIRGENES MUNICIPAL WATER DISTRICT	LE GRAND UNION HIGH SCHOOL DISTRICT
5	4232 LAS VIRGENES RD	PO BOX 67
6	CALABASAS, CA 91302	LE GRAND, CA 953330067
7	LAS VIRGENES UNIFIED SCHOOL DISTRICT	LEMON GROVE SCHOOL DISTRICT
8	4111 LAS VIRGENES RD	8025 LINCOLN ST.
9	CALABASAS, CA 913021929	LEMON GROVE, CA 91945-2515
10	LASSEN COMMUNITY COLLEGE	LEMOORE UNION ELEMENTARY SCHOOL DISTRICT
11	PO BOX 3000	100 VINE ST
12	SUSANVILLE, CA 96130	LEMOORE, CA 93245
13	LASSEN COUNTY OFFICE OF EDUCATION	LEMOORE UNION HIGH SCHOOL DISTRICT
14	472-013 JOLMSTONVILLE RD. NORTH	5 POWELL AVE.
15	SUSANVILLE, CA 96130	LEMOORE, CA 93245
16	LASSEN COUNTY SHERIFFS DEPARTMENT	LEUCADIA CNTY WATER DIS
17	221 S. ROOP ST, SUITE 2	1960 LA COSTA AVE
18	SUSANVILLE, CA 96130	CARLSBAD, CA 92009
19	LASSEN UNION HIGH SCHOOL DISTRICT	LIBERTY SCHOOL DISTRICT
20	55 S WEATHERLOW ST	170 LIBERTY RD
21	SUSANVILLE, CA 96130	PETALUMA, CA 94952
22	LASSEN VIEW UNION ELEMENTARY SCHOOL DISTRICT	LIBERTY UNION HIGH SCHOOL DISTRICT
23	10818 HIGHWAY 99-E	20 OAK ST
24	LOS MOLINAS, CA 96055-9625	BRENTWOOD, CA 945131379
25	LATON UNIFIED S/D -10	LICK WILMERDING HIGH SCHOOL
26	PO BOX 248	755 OCEAN AVE
27	LATON, CA 93242-0248	SAN FRANCISCO, CA 94112
28	LAWNDALE ELEMENTARY SCHOOL DISTRICT	LIGHTHOUSE PRESCHOOL
	4161 W 147TH ST	1511 20TH ST
	LAWNDALE, CA 902601709	SANTA MONICA, CA 90404
	LAYTONVILLE UNIFIED SCHOOL DISTRICT	LINCOLN HIGH SCHOOL
	PO BOX 868	6844 ALEXANDRIA PI
	LAYTONVILLE, CA 95454	STOCKTON, CA 95207
	LE GRAND CMNTY SVCS DI	LINCOLN UNIFIED SCHOOL DISTRICT
	13038 JEFFERSON ST	2010 W SWAIN RD
	LE GRAND, CA 95333-9759	STOCKTON, CA 95207
		LINDEN UNIFIED SCHOOL DISTRICT
		18527 E MAIN ST
		LINDEN, CA 95236
		LINDSAY UNIFIED SCHOOL DISTRICT
		371 E HERMOSA ST
		LINDSAY, CA 932472172

1	LITTLE LAKE CITY SCHOOL DISTRICT 10515 PIONEER BLVD	LOS ALAMOS SCHOOL DISTRICT PO BOX 318
2	SANTA FE SPRINGS, CA 906703703	LOS ALAMOS, CA 93440-0318
3	LIVE OAK ELEMENTARY SCHOOL DISTRICT	LOS ALTOS SCHOOL DISTRICT 201 COVINGTON RD
4	984 BOSTWICK LN # 1 SANTA CRUZ, CA 950621756	LOS ALTOS, CA 940244030
5	LIVE OAK UNIFIED SCHOOL DISTRICT 2201 PENNINGTON RD	LOS ANGELES ACADEMY OF ARTS AND ENTERPRISE
6	LIVE OAK, CA 95953	600 S LAFAYETTE PARK PI LOS ANGELES, CA 90057
7	LIVERMORE VALLEY JOINT UNIFIED SCHOOL DISTRICT	LOS ANGELES CHILD GUIDANCE CLINIC
8	685 E JACK LONDON BLVD LIVERMORE, CA 945501855	3031 S. VERMONT AVE LOS ANGELES, CA 90007
9	LIVINGSTON UNION-24/41 922 B ST	LOS ANGELES COUNTY OFFICE OF EDUCATION
10	LIVINGSTON, CA 95334	9300 IMPERIAL HIGHWAY DOWNEY, CA 90242
11	LODI UNIFIED SCHOOL DISTRICT 1305 E VINE ST	LOS ANGELES COUNTY PARKS AND RECREATION
12	LODI, CA 952403148	INTERNAL SERVICES DEPARTMENT 1100 NORTH EASTERN AVENUE
13	LOMA PRIETA JOINT UNION SCHOOL DISTRICT	LOS ANGELES, CA 90063
14	23800 SUMMIT RD LOS GATOS, CA 95033	LEROY D. BACA, SHERIFF LOS ANGELES COUNTY SHERIFF'S DEPARTMENT
15	LOMPOC UNIFIED SCHOOL DISTRICT PO BOX 8000	4700 RAMONA BLVD. MONTEREY PARK, CA 91754
16	LOMPOC, CA 93438	LOS ANGELES INTERNATIONAL CHARTER HIGH SCHOOL
17	LONG BARN-55/38 18815 MANZANITA CT	625 COLEMAN AVE LOS ANGELES, CA 90042
18	TWAIN HARTE, CA 95383-9515	LOS ANGELES UNIFIED SCHOOL DISTRICT
19	LONG BEACH CITY COLLEGE 4901 E CARSON ST	333 S BEAUDRY AVE. LOS ANGELES, CA 90017
20	LONG BEACH, CA 908081706	LOS BANOS UNIFIED SCHOOL DISTRICT
21	LONG BEACH UNIFIED SCHOOL DISTRICT	1717 S 11TH ST LOS BANOS, CA 936354800
22	1515 HUGHES WAY LONG BEACH, CA 908101839	LOS GATOS SARATOGA JOINT UNION HIGH SCHOOL DISTRICT
23	LONG VLY FIRE PROTECTION DST 44950 WILLIS AVE	1742I FARLEY RD W LOS GATOS, CA 95030
24	LAYTONVILLE, CA 95454	LOS GATOS UNIFIED SCHOOL DISTRICT
25	LOOMIS UNIFIED SCHOOL DISTRICT 3290 HUMPHREY RD	17010 ROBERTS RD LOS GATOS, CA 950324510
26	LOOMIS, CA 956509043	
27	LORNA LINDA ACADEMY 10656 ANDERSON ST	
28	LOMA LINDA, CA 92534	

1	LOS MOLINOS UNIFIED SCHOOL DISTRICT	MADERA HOUSING AUTHORITY
2	7851 HIGHWAY 99E	200 W. 4TH ST.
3	LOS MOLINOS, CA 96055	MADERA, CA 93637
4	LOS NIETOS SCHOOL DISTRICT	MADERA UNIFIED SCHOOL DISTRICT
5	8324 SOUTH WESTMAN AVE.	1205 S MADERA AVE
6	WHITTIER, CA 90606	MADERA, CA 936375687
7	LOS OSOS CMNTY DIST	MAMMOTH LAKES FIRE DEPT
8	PO BOX 6064	3150 MAIN STREET
9	LOS OSOS, CA 93412	MAMMOTH LAKES, CA 93546
10	LOST HILLS UNION SCHOOL DISTRICT	MAMMOTH UNIF S/D -26
11	PO BOX 158	PO BOX 3509
12	LOST HILLS, CA 932490158	MAMMOTH LAKES, CA 93546-3509
13	LOWELL JOINT SCHOOL DISTRICT	MANCHESTER UNION SCHOOL DISTRICT
14	11019 VALLEY HOME AVE	PO BOX 98
15	WHITTIER, CA 90603	MANCHESTER, CA 95459
16	LOWER TULE RIVER IRRIGATION DI	MANTECA UNIFIED SCHOOL DISTRICT
17	357 E OLIVE AVE	PO BOX 32
18	TIPTON, CA 93272	MANTECA, CA 953361120
19	LOYOLA HIGH SCHOOL	MANTON JT USD
20	1901 VENICE BLVD	PO BOX 410
21	LOS ANGELES, CA 90006	MANTON, CA 96059-0410
22	LUCERNE ELEMENTARY SCHOOL	MANZANITA UNIFIED SCHOOL DISTRICT
23	P.O. BOX 1083	627 E EVANS REIMER RD
24	LUCERNE, CA 95458	GRIDLEY, CA 959489736
25	LUCIA MAR UNIFIED SCHOOL DISTRICT	MAPLE ELEMENTARY SCHOOL DISTRICT
26	602 ORCHARD AVE	29161 FRESNO AVE.
27	ARROYO GRANDE, CA 93420	SHAFTER, CA 93263-9719
28	LUTHER BURBANK SCHOOL DISTRICT	MARIN CITY CMNTY SVCS
	4 WABASH AVE	630 DRAKE AVE
	SAN JOSE, CA 95128	MARIN CITY, CA 94965-1107
	LYNWOOD UNIFIED SCHOOL DISTRICT	MARIN COUNTY OFFICE OF EDUCATION
	11321 BULLIS RD	111 LAS GALLINAS AVE
	LYNWOOD, CA 90262	SAN RAFAEL, CA 94903
	MADERA COUNTY ACTION COMMITTEE	MARIN COUNTY SUPERIOR COURT
	1225 GILL AVE	3501 CIVIC CENTER DRIVE
	MADERA, CA 93637	SAN RAFAEL, CA 94903
	MADERA COUNTY ECONOMIC DEVELOPMENT COMMISSION	MARIN COUNTY SUPERIOR COURT
	2425 W CLEVELAND AVE	3502 CIVIC CENTER DR., SUITE 275
	MADERA, CA 93637	SAN RAFAEL, CA 94903
	MADERA COUNTY OFFICE OF EDUCATION	MARIN LOCAL AGCY FORMAT
	SOUTH MADERA AVENUE	555 NORTHGATE DRIVE, SUITE 230
	MADERA, CA 93637	SAN RAFAEL, CA 94903

1	MARIN LOCAL AGENCY FORMATION	MCKITTRICK ELEMENTARY SCHOOL
2	555 NORTHGATE DRIVE, SUITE 230	DISTRICT
3	SAN RAFAEL, CA 94903	23250 2ND STREET
4	MARIN PRIMARY AND MIDDLE	MCKITTRICK, CA 93251
5	SCHOOL	MCSWAIN UNION ELEMENTARY
6	20 MAGNOLIA AVE	SCHOOL DISTRICT
7	LARKSPUR, CA 94939	926 SCOTT RD.
8	MARIPOSA COUNTY UNIFIED SCHOOL	MERCED, CA 95341-8893
9	DISTRICT	MEADOWS UNION ELEMENTARY
10	5082 OLD HIGHWAY NORTH	SCHOOL DISTRICT
11	MARIPOSA, CA 95338	2059 BOWKER RD.
12	MARK ALLEN KLEIMAN	EL CENTRO, CA 92243-9724
13	LAW OFFICES OF MARK KLEIMAN	MEMORIAL ACADEMY OF LEARNING
14	2907 STANFORD AVENUE	& TECHNOLOGY
15	VENICE, CA 90292	2850 LOGAN AVE
16	MARK TWAIN V E SCH DIST	SAN DIEGO, CA 92113
17	PO BOX 1359	MENDOCINO COUNTY OFFICE OF
18	ANGELS CAMP, CA 95222	EDUCATION
19	MARK WEST UNION SCHOOL DISTRICT	2240 OLD RIVER ROAD
20	305 MARK WEST SPRINGS RD	UKIAH, CA 95482
21	SANTA ROSA, CA 95404	MENDOCINO UNIFIED SCHOOL
22	MARTINEZ UNIFIED SCHOOL DISTRICT	DISTRICT
23	921 SUSANA ST	PO BOX 1154
24	MARTINEZ, CA 945531848	MENDOCINO, CA 95460
25	MARYSVILLE JOINT UNIFIED SCHOOL	MENDOTA UNIFIED SCHOOL DISTRICT
26	DISTRICT	115 MCCABE AVE
27	1919 B ST	MENDOTA, CA 936402000
28	MARYSVILLE, CA 959013731	MENLO PARK CITY SCHOOL DISTRICT
	MAXWELL UNIFIED SCHOOL DISTRICT	181 ENCINAL AVE
	PO BOX 788	ATHERTON, CA 940273102
	MAXWELL, CA 959550788	MENLO SCHOOL
	MCALLISTER OFFICE PAVILION	50 VALPARAISO AVE
	23501 PARK SORRENTO, SUITE 204	ATHERTON, CA 94027
	CALABASAS, CA 91302	MERCED CITY SCHOOL DISTRICT
	MCCABE UNION ELEMENTARY	444 W 23RD ST
	SCHOOL DISTRICT	MERCED, CA 953403723
	701 WEST MCCABE RD.	MERCED COLLEGE
	EL CENTRO, CA 92243-9507	3600 M ST
	MCCLLOUD UNION ELEM	MERCED, CA 95348
	PO BOX 700	MERCED COUNTY COMMUNITY
	MCCLLOUD, CA 96057	ACTION AGENCY
	McFARLAND UNIFIED SCHOOL	530 W 21ST ST
	DISTRICT	MERCED, CA 95340
	601 2ND ST	MERCED COUNTY OFFICE OF
	MC FARLAND, CA 932501121	EDUCATION
		632 W. THIRTEENTH STREET
		MERCED, CA 95341

1 MERCED UNION HIGH SCHOOL
DISTRICT
2 3430 A ST
3 ATWATER, CA 953015100
4 MERIDIAN ELEMENTARY SCHOOL
DISTRICT
5 15898 CENTRAL ST
6 MERIDIAN, CA 95957-9517
7 MESA CONSOLIDATED WATER
1965 PLACENTIA AVE
8 COSTA MESA, CA 92627
9 METRO GOLD LINE FOOTHILL
EXTENSION CONST. AUTHORITY
406 E HUNTINGTON DR, STE 202
10 MONROVIA, CA 91016-3633
11 METROLINK
attn: ACCOUNTS RECEIVABLE
1 GATEWAY PLAZA, 12TH FLOOR
12 LOS ANGELES, CA 90012
13 METROPOLITAN EDUCATION DI
760 HILLSDALE AVE
14 BDG 6 JANET AYERS
SAN JOSE, CA 95136-1106
15 METROPOLITAN WATER DIST
PO BOX 54154
16 AOPD ATTN ACCTS PAYABLE
LOS ANGELES, CA 90054-0154
17 METROPOLITAN WATER DISTRI
PO BOX 54153
18 ATTN ACCTS PAYAB
LOS ANGELES, CA 90054-0153
19 MICHAEL N. FEUER
LOS ANGELES CITY ATTY'S OFFICE
20 200 NORTH MAIN STREET, 9TH FLOOR
21 CITY HALL EAST, ROOM 916
LOS ANGELES, CA 90012
22 MIDDLETOWN UNIFIED SCHOOL
DISTRICT
23 PO BOX 338
MIDDLETOWN, CA 954610338
24 MID-PENINSULA WATER DIST
3 DAIRY LN
25 BELMONT, CA 94002
26 MIDWAY HEIGHTS CNTY WATER
PO BOX 596
27 MEADOW VISTA, CA 95722-0596
28

MILL VALLEY SCHOOL DISTRICT
411 SYCAMORE AVE
MILL VALLEY, CA 949412231
MILLBRAE ELEMENTARY SCHOOL
DISTRICT
555 RICHMOND DR
MILLBRAE, CA 94030
MILLVILLE AREA SCHOOL DISTRICT
8570 BROOKDALE RD
MILLVILLE, CA 960629619
MILPITAS UNIFIED SCHOOL DISTRICT
1331 E CALAVERAS BLVD
MILPITAS, CA 950355707
MINERAL CNTY WATER DIST
PO BOX 206
MINERAL, CA 96063-0206
MIRACOSTA COLLEGE COMMUNITY
COLLEGE DISTRICT
1 BARNARD DR
OCEANSIDE, CA 92056
MIRAMAR RANCH
0770 RED CEDAR DR
SAN DIEGO, CA 92131
MODESTO CITY SCHOOLS
426 LOCUST ST
MODESTO, CA 95351-2699
MODOC CHARTER SCHOOL
214 W 1ST ST
ALTURAS, CA 96101
MODOC COUNTY OFFICE OF
EDUCATION
139 HENDERSON STREET
ALTURAS, CA 96101
MODOC JOINT UNIFIED SCHOOL
DISTRICT
906 W 4TH ST
ALTURAS, CA 961013716
MOJAVE UNIFIED SCHOOL DISTRICT
3500 DOUGLAS AVE
MOJAVE, CA 935011199
MOKELUMNE RIVER SCHOOL
151 COURTLAND HIGH SCHOOL LANE
COURTLAND, CA 95615
MONO COUNTY OFFICE OF
EDUCATION
37 EMIGRANT ST
BRIDGEPORT, CA 93517-0477

1	MONROE ELEMENTARY SCHOOL DISTRICT	MOORPARK UNIFIED SCHOOL DISTRICT
2	11842 S CHESTNUT AVE	5297 MAUREEN LANE
3	FRESNO, CA 93725	MOORPARK, CA 93021-1862
4	MONROVIA UNIFIED SCHOOL DISTRICT	MORAGA FIRE DIST
5	325 E HUNTINGTON DR	33 ORINDA WAY
6	MONROVIA, CA 910163585	ORINDA, CA 94563
7	MONSON SULTANA JOINT UNION ELEMENTARY SCHOOL DISTRICT	MORAGA SCHOOL DISTRICT
8	PO BOX 25	PO BOX 158
9	SULTANA, CA 936660025	MORAGA, CA 94556
10	MONTAGUE ELEMENTARY SCHOOL DISTRICT	MORELAND SCHOOL DISTRICT
11	430 E PRATHER ST	4711 CAMPBELL AVE
12	MONTAGUE, CA 96064	SAN JOSE, CA 95130
13	MONTE RIO UNION SCHOOL DISTRICT	MORENO VALLEY UNIFIED SCHOOL DISTRICT
14	20700 FOOTHILL DR	25634 ALESSANDRO BLVD
15	MONTE RIO, CA 95462	MORENO VALLEY, CA 925534916
16	MONTE VISTA WATER DIST	MORGAN HILL UNIFIED SCHOOL DISTRICT
17	10575 CENTRAL AVE	15600 CONCORD CIR
18	MONTCLAIR, CA 91763	MORGAN HILL, CA 950377110
19	MONTEBELLO UNIFIED SCHOOL DISTRICT	MORONGO UNIFIED SCHOOL DISTRICT
20	123 S MONTEBELLO BLVD	5715 UTAH TRAIL
21	MONTEBELLO, CA 906404729	29 PALMS, CA 92277
22	MONTECITO SCHOOL DISTRICT	MOTHERLODE UN S/D-26
23	385 SAN YSIDRO RD	3783 FORNI RD
24	SANTA BARBARA, CA 93108	PLACERVILLE, CA 95667-6207
25	MONTEREY COUNTY OFFICE OF ED	MOUNT PLEASANT SCHOOL DISTRICT
26	901 BLANCO CIR	3434 MARTEN AVE
27	SALINAS, CA 93912-0851	SAN JOSE, CA 951481300
28	MONTEREY PENINSULA COLLEGE	MOUNT SHASTA FIRE PROTECTION D
	980 FREMONT ST	PO BOX 467
	MONTEREY, CA 93940	MOUNT SHASTA, CA 96067-0467
	MONTEREY PENINSULA UNIFIED SCHOOL DISTRICT	MOUNT UNION SCHOOL DISTRICT
	PO BOX 1031	PO BOX 368
	MONTEREY, CA 939421031	MONTGOMERY CREEK, CA 96065
	MONTEREY SALINAS TRANSIT	MOUNTAIN CMNTY MEDICAL SVCS
	1 RYAN RANCH RD	PO BOX 1229
	MONTEREY, CA 93940-5703	WEAVERVILLE, CA 96093-1229
	MONTGOMERY ELEMENTARY SCHOOL DISTRICT	MOUNTAIN COMMUNITIES HEALTHCARE DISTRICT
	18620 FORT ROSS RD	60 EASTER AVE
	CAZADERO, CA 95421-9694	WEAVERVILLE, CA 96093
		MOUNTAIN ELEMENTARY SCHOOL DISTRICT
		3042 OLD SAN JOSE RD.
		SOQUEL, CA 95073-9752

1	MOUNTAIN EMPIRE U.S.D. 3291 BUCKMAN SPRINGS RD. PINE VALLEY, CA 91962-4003	MT. SAN ANTONIO COMMUNITY COLLEGE DISTRICT 1100 N GRAND AVE WALNUT, CA 91789
2	MOUNTAIN HOUSE SCHL 3950 MOUNTAIN HOUSE RD BYRON, CA 94514	MT. SAN JACINTO COLLEGE 1499 N STATE ST SAN JACINTO, CA 92583
3	MOUNTAIN VALLEY UNIFIED SCHOOL DISTRICT PO BOX 70 HAYFORK, CA 96041	MUNICIPAL WATER DIST 10500 ELLIS AVE FOUNTAIN VALLEY, CA 92708-6921
4	MOUNTAIN VIEW ELEMENTARY SCHOOL DISTRICT 3320 GILMAN RD. EL MONTE, CA 91732-3226	MUROC UNIFIED SCHOOL DISTRICT 17100 FOOTHILL AVE EDWARDS, CA 935233533
5	MOUNTAIN VIEW I LOS ALTOS UNION HSD 1299 BRYANT AVE MOUNTAIN VIEW, CA 94040-4527	NAPA COUNTY OFFICE OF EDUCATION 2121 IMOLA AVE. NAPA, CA 94559-3625
6	MOUNTAIN VIEW LOS ALTOS UNION HIGH SCHOOL DISTRICT 1299 BRYANT AVE MOUNTAIN VIEW, CA 940404527	NAPA SANITATION DISTRICT PO BOX 2480 NAPA, CA 94558
7	MOUNTAIN VIEW WHISMAN SCHOOL DISTRICT 750A SAN PIERRE WAY MOUNTAIN VIEW, CA 940433133	NAPA VALLEY UNIFIED SCHOOL DISTRICT 2425 JEFFERSON ST NAPA, CA 945584931
8	MOUNTAINS RECREATION 570 W AVENUE 26 STE 100 LOS ANGELES, CA 90065	NATIONAL SCHOOL DISTRICT 1500 N AVE. NATIONAL CITY, CA 91950-4827
9	MT BALDY SCHOOL DISTRICT PO BOX 489 MT BALDY, CA 917590489	NATOMAS CHARTER SCHOOL 4600 BLACKROCK DR SACRAMENTO, CA 95835
10	MT DIABLO UNIFIED SCHOOL DISTRICT 1936 CARLOTTA DR. CONCORD, CA 94519-1358	NATOMAS UNIFIED SCHOOL DISTRICT 1901 ARENA BLVD SACRAMENTO, CA 958343721
11	MT PLEASANT COMMUNITY SCHOOL DISTRICT MOUNT PLEASANT ELEMENTARY SCHOOL DISTRICT 3434 MARTEN AVENUE SAN JOSE, CA 95148	NCCC 422 CENTURY PARK DR STE B YUBA CITY, CA 95991
12	MT SHASTA UNION ELEMENTARY SCHOOL DISTRICT 595 E ALMA ST MOUNT SHASTA, CA 960672315	NEEDLES UNIFIED SCHOOL DISTRICT 1900 ERIN DR. NEEDLES, CA 92363-2623
13		NEVADA CITY SCHOOL DISTRICT 800 HOOVER LN NEVADA CITY, CA 95959
14		NEVADA COUNTY OFFICE OF EDUCATION 112 NEVADA CITY HIGHWAY NEVADA CITY, CA 95959
15		NEVADA IRRIGATION DISTRICT 1036 W MAIN ST GRASS VALLEY, CA 95945

1	NEVADA JOINT UNION HIGH SCHOOL DISTRICT	NORTH CENTRAL COUNTIES CONSORTIUM
2	11645 RIDGE RD	1425 BUTTE HOUSE ROAD, SUITE B
3	GRASS VALLEY, CA 95945	YUBA CITY, CA 95993
4	NEVADA SUP OF SCHOOLS	NORTH CENTRAL FIRE PROTECTION
5	11645 RIDGE RD STE 36	NORTH CENTRAL FIRE PROTECTION 15850 W KEARNEY BLV
6	GRASS VALLEY, CA 95945-5024	KERMAN, CA 93630
7	NEVADA UNION HI SCHL DIST	NORTH COUNTY JOINT UNION SCHOOL DISTRICT
8	11645 RIDGE RD STE 40	500 SPRING GROVE RD
9	GRASS VALLEY, CA 95945-5024	HOLLISTER, CA 950239366
10	NEW HAVEN UNIFIED SCHOOL DISTRICT	NORTH COUNTY TRANSIT DISTRICT
11	34200 ALVARADO NILES RD	810 MISSION AVE
12	UNION CITY, CA 945874402	OCEANSIDE, CA 92054
13	NEW HOPE ELEMENTARY SCHOOL DISTRICT	NORTH COW CREEK ELEMENTARY SCHOOL DISTRICT
14	26675 NORTH SACRAMENTO BLVD.	10619 SWEDE CREEK RD
15	THROTAON, CA 95686	PALO CEDRO, CA 960739741
16	NEW WEST CHARTER MIDDLE SCHOOL	NORTH MARIN WATER
17	11625 W PICO BLVD	PO BOX 146
18	LOS ANGELES, CA 90064-2908	NOVATO, CA 94948-0146
19	NEWARK UNIFIED SCHOOL DISTRICT	NORTH MONTEREY COUNTY UNIFIED SCHOOL DISTRICT
20	5715 MUSICK AVE	8142 MOSS LANDING RD
21	NEWARK, CA 94560	MOSS LANDING, CA 950399617
22	NEWCASTLE ELEMENTARY SCHOOL DISTRICT	NORTH ORANGE COUNTY COMMUNITY COLLEGE DISTRICT
23	450 MAIN STREET	1830 W ROMNEYA DR
24	NEWCASTLE, CA 95658	ANAHEIM, CA 92801-1819
25	NEWHALL SCHOOL DISTRICT	NORTH ORANGE COUNTY COMMUNITY COLLEGE
26	25375 ORCHARD VILLAGE RD	1830 W ROMNEYA DR
27	VALENCIA, CA 913553000	ANAHEIM, CA 92801
28	NEWMAN-CROWS LANDING-50/3	NORTH SACRAMENTO SCHOOL DISTRICT
	890 MAIN ST	CYNTHIA SMITH
	UNIFIED S/D	FAGEN, FRIEDMAN & FULFROST, LLP
	NEWMAN, CA 95360-1119	520 CAPITOL MALL, 4TH FLOOR
	NEWPORT MESA UNIFIED SCHOOL DISTRICT	SACRAMENTO, CA 95814
	2985 BEAR ST	NORTH STAR COMMUNITY SERVICES DISTRICT
	COSTA MESA, CA 92626	908 NORTHSTAR DRIVE
	NICASIO SCHOOL DISTRICT	TRUCKEE, CA 96161
	5555 NICASIO VALLEY ROAD	NORTH STAR FIRE DIST
	PO BOX 711	910 NORTHSTAR DR
	NICASIO, CA 94946	TRUCKEE, CA 96161-4204
	NORRIS SCHOOL DISTRICT	
	6940 CALLOWAY DR	
	BAKERSFIELD, CA 933129005	

1	NORTH TREE FIRE PO BOX 863 MARINA, CA 93933	OAKLEY UNION SCHOOL DISTRICT 91 MERCEDES LN OAKLEY, CA 94561
2		
3	NORWALK/LA MIRADA UNIFIED SCHOOL DISTRICT 12820 PIONEER BLVD. NORWALK, CA 90650-2894	OAKWOOD COUNTRY SCHOOL 105 JOHN WILSON WAY MORGAN HILL, CA 95037
4		
5	NOVATO UNIFIED SCHOOL DISTRICT 1015 7TH ST NOVATO, CA 949452228	OCEAN VIEW SCHOOL DISTRICT 17200 PINEHURST LANE HUNTINGTON BEACH, CA 92647
6		
7	NUESTRO ELEMENTARY SCHOOL DISTRICT 3934 BROADWAY LIVE OAK, CA 959539401	OCEANSIDE UNIFIED SCHOOL DISTRICT 2111 MISSION AVE OCEANSIDE, CA 920542326
8		
9	NUVIEW UNION SCHOOL DISTRICT 29780 LAKEVIEW AVE NUEVO, CA 925679706	OCEANVIEW ELEMENTARY SCHOOL DISTRICT 2382 ETING RD OXNARD, CA 93033
10		
11	OAK GROVE INSTITUTE FOUNDATION INC. 24275 JEFFERSON AVE MURIETTA, CA 92562	OHLONE COLLEGE 43600 MISSION BLVD FREMONT, CA 94539
12		
13	OAK GROVE SCHOOL DISTRICT 6578 SANTA TERESA BLVD SAN JOSE, CA 951191204	OJAI UNIFIED SCHOOL DISTRICT PO BOX 878 OJAI, CA 930240878
14		
15	OAK GROVE UNIFIED SCHOOL DISTRICT 5299 HALL RD SANTA ROSA, CA 95401	OLD ADOBE UNION SCHOOL DISTRICT 845 CRINELLA DR PETALUMA, CA 94954
16		
17	OAK PARK UNIFIED SCHOOL DISTRICT 5801 CONIFER ST OAK PARK, CA 913771002	OLIVENHAIN MUNICIPAL WATER DIS 1966 OLIVENHAIN RD ENCINITAS, CA 92024
18		
19	OAK RUN ELEMENTARY SCHOOL DISTRICT PO BOX 48 OAK RUN, CA 960690048	OMNITRANS TRANSIT SYSTEM 1700 W 5TH ST SAN BERNARDINO, CA 92411
20		
21	OAK VALLEY UNION SCHOOL DISTRICT 5801 EAST CONIFER ST. OAK PARK, CA 91377	ONTARIO MONTCLAIR SCHOOL DISTRICT 950 W D ST ONTARIO, CA 917623026
22		
23	OAKDALE IRRIGATION DISTRICT 1205 E F ST OAKDALE, CA 95361	ORANGE CENTER SCHOOL DISTRICT 3530 S CHERRY AVE FRESNO, CA 93706
24		
25	OFFICE OF GENERAL COUNSEL OAKLAND UNIFIED SCHOOL DISTRICT 1000 BROADWAY, SUITE 398 OAKLAND, CA 94607	ORANGE COAST COLLEGE 2701 FAIRVIEW RD COSTA MESA, CA 92626
26		
27		ORANGE COUNTY DEPARTMENT OF EDUCATION 200 KALMUS DRIVE COSTA MESA, CA 92628
28		

1	ORANGE COUNTY HIGH SCHOOL OF THE ARTS	OXNARD SCHOOL DISTRICT
2	1010 N MAIN ST	1051 S A ST
3	SANTA ANA, CA 92701	OXNARD, CA 930307442
4	ORANGE COUNTY SHERIFF'S DEPARTMENT	OXNARD UNION HIGH SCHOOL DISTRICT
5	550 N FLOWER ST	309 S K ST
6	SANTA ANA, CA 92703	OXNARD, CA 930305212
7	ORANGE COUNTY VECTOR CONTROL DISTRICT	PACHECO UNION SCHOOL DISTRICT
8	13001 GARDEN GROVE BLVD	7424 PACHECO RD
9	GARDEN GROVE, CA 92843	REDDING, CA 960024665
10	ORANGE COUNTY WATER DISTRICT	PACIFIC ELEMENTARY SCHOOL DISTRICT
11	PO BOX 20845	PO BOX H 50 OCEAN STREET
12	FOUNTAIN VALLEY, CA 92728	DAVENPORT, CA 95017
13	ORANGE LAFCO	PACIFIC GROVE UNIFIED SCHOOL DISTRICT
14	12 CIVIC CENTER PLZ	555 SINEX AVE
15	STE 235	PACIFIC GROVE, CA 939504320
16	SANTA ANA, CA 92701-4057	PACIFIC UNIFIED SCHOOL DISTRICT
17	ORCHARD SCHOOL DISTRICT	69325 HIGHWAY ONE
18	921 FOX LN	BIG SUR, CA 93920-9555
19	SAN JOSE, CA 951311602	PACIFIC UNION SCHOOL DISTRICT
20	ORINDA UNIFIED SCHOOL DISTRICT	3001 JANES RD.
21	8 ALTARINDA RD	ARCATA, CA 95521-4701
22	ORINDA, CA 945632603	PACIFIC VIEW CHARTER SCHOOL
23	ORLAND JOINT UNIFIED SCHOOL DISTRICT	3670 OCEAN RANCH BLVD
24	1320 6TH ST	OCEANSIDE, CA 92056
25	ORLAND, CA 95963	PACIFICA SCHOOL DISTRICT
26	ORO GRANDE SCHOOL DISTRICT	375 REINA DEL MAR AVE
27	19175 3RD ST	PACIFICA, CA 940443052
28	ORO GRANDE, CA 92368	PADRE DAM MUNI WTR DIST
	OROVILLE SCHOOL DISTRICT	PO BOX 719003
	2795 YARD ST	SANTEE, CA 92072-9003
	OROVILLE, CA 959665113	PAJARO VALLEY UNIFIED SCHOOL DISTRICT
	OROVILLE UNION HIGH SCHOOL DISTRICT	294 GREEN VALLEY RD
	2211 WASHINGTON AVE	WATSONVILLE, CA 950761359
	OROVILLE, CA 959665440	PALERMO UNIFIED SCHOOL DISTRICT
	ORRY P. KORB	7390 BULLDOG WAY
	OFFICE OF THE COUNTY COUNSEL	PALERMO, CA 959689700
	COUNTY OF SANTA CLARA	PALM DRIVE HEALTHCARE DISTRICT, COUNTY OF SONOMA
	70 WEST HEDDING STREET, 9TH FLOOR	501 PETALUMA AVE
	SAN JOSE, CA 95110	SEBASTOPOL, CA 95472-4281
	OTAY WATER DISTRICT	PALM SPRINGS UNIFIED SCHOOL DISTRICT
	2554 SWEETWATER SPGS BLVD	980 E TAHQUITZ CANYON WAY
	SPRING VALLEY, CA 91978	PALM SPRINGS, CA 922626708

1	PALMA HIGH SCHOOL 919 IVERSON ST SALINAS, CA 93901	PARLIER UNIFIED SCHOOL DISTRICT 900 S NEWMARK AVE PARLIER, CA 936482034
2		
3	PALMDALE SCHOOL DISTRICT 39139 10TH ST E # 49 PALMDALE, CA 935503419	PASADENA AREA COMMUNITY COLLEGE DISTRICT FISCAL SERVICE BLDG C 1570 E COLORADO BLVD PASADENA, CA 91106-2041
4		
5	PALO ALTO UNIFIED SCHOOL DISTRICT 25 CHURCHILL AVE PALO ALTO, CA 943061005	PASADENA UNIFIED SCHOOL DISTRICT 351 S HUDSON AVE PASADENA, CA 911013507
6		
7	PALO VERDE HEALTHCARE DISTRICT 250 N 1ST ST BLYTHE, CA 92225-1702	PASO ROBLES JOINT UNIFIED SCHOOL DISTRICT 800 NIBLICK RD. PASO ROBLES, CA 93447-7010
8		
9	PALO VERDE UNIFIED SCHOOL DISTRICT 295 NORTH FIRST ST. BLYTHE, CA 92225-1703	PASO ROBLES PUBLIC SCHOOL DISTRICT PO BOX 7010 PASO ROBLES, CA 93447
10		
11	PALOMAR COLLEGE 1140 W MISSION RD SAN MARCOS, CA 92069	PATHWAYS TO COLLEGE CHARTER SCHOOL 9144 3RD AVE HESPERIA, CA 92345
12		
13	PALOS VERDES PENINSULA UNIFIED SCHOOL DISTRICT 375 VIA ALMAR PALOS VERDES ESTATES, CA 90274	PAUL T. HOURIHAN WILLIAMS & CONNOLLY LLP 725 TWELFTH STREET, N.W. WASHINGTON, DC 20005
14		
15	PALOS VERDES UNIFIED SCHOOL DISTRICT 3801 VIA LA SELVA PALOS VERDES ESTATES, CA 90274- 1119	PEBBLE BCH COMM SVC DIST 3101B FOREST LAKE RD FIRE DEPT PEBBLE BEACH, CA 93953-2949
16		
17	PANAMA-BUENA VISTA UNION SCHOOL DISTRICT 4200 ASHE RD BAKERSFIELD, CA 933132029	PEBBLE BCH COMM SVC DIST FOREST LAKE & LOPEZ RD PEBBLE BEACH, CA 93953
18		
19	PARADISE IRRIGATION DISTR PO BOX 2409 PARADISE, CA 95967	PERALTA COMMUNITY COLLEGE 333 E 8TH ST OAKLAND, CA 94606
20		
21	PARADISE SCHOOL DISTRICT 3361 CALIFORNIA AVE MODESTO, CA 95358	PERRIS ELEMENTARY SCHOOL DISTRICT 143 E 1ST ST PERRIS, CA 925702113
22		
23	PARADISE UNIFIED SCHOOL DISTRICT 6696 CLARK RD PARADISE, CA 959692834	PERRIS UNION HIGH SCHOOL DISTRICT 155 E 4TH ST PERRIS, CA 925702124
24		
25	PARAMOUNT UNIFIED SCHOOL DISTRICT 15110 CALIFORNIA AVE. PARAMOUNT, CA 90723-4378	PETALUMA DIST OFC 200 DOUGLAS ST PETALUMA, CA 94952-2575
26		
27		
28		

1	PIEDMONT UNIFIED SCHOOL DISTRICT 760 MAGNOLIA AVE PIEDMONT, CA 946114047	PLAZA SCHL 7322 COUNTY ROAD 24 ORLAND, CA 95963
2		
3	PIERCE JOINT UNIFIED SCHOOL DISTRICT 540A 6TH STREET P.O. BOX 239 ARBUCKLE, CA 95912	PLEASANT RIDGE UNION ELEM 22580 KINGSTON LN GRASS VALLEY, CA 95949
4		
5	PINER-OLIVET UNION SCHOOL DISTRICT 3450 COFFEY LN SANTA ROSA, CA 95403	PLEASANT VALLEY SCHOOL DISTRICT 600 TEMPLE AVE CAMARILLO, CA 930104835
6		
7	PIONEER FIRE PRTCTN 95684-0128	PLEASANT VIEW ELEMENTARY SCHOOL DISTRICT 14004 ROAD 184 PORTERVILLE, CA 93257-9214
8		
9	PIONEER UNIFIED SCHOOL DISTRICT 8810 14TH AVE HANFORD, CA 932309677	PLEASANTON UNIFIED SCHOOL DISTRICT 4750 1ST ST PLEASANTON, CA 945667334
10		
11	PIONEER UNION ELEMENTARY SCHOOL DISTRICT 286 ROCKERFELLER RD BERRY CREEK, CA 95916	PLUM VALLEY SCHOOL DIST. 29840 PLUM CREEK RD PAYNES CREEK, CA 96075-9701
12		
13	PITTSBURG UNIFIED SCHOOL DISTRICT 2000 RAILROAD AVE PITTSBURG, CA 945653830	PLUMAS CHARTER SCHOOL 175 N MILL CREEK RD QUINCY, CA 95971
14		
15	PIXLEY UNION SCHOOL DISTRICT 300 N SCHOOL ST PIXLEY, CA 93256	PLUMAS LAKE ELEMENTARY SCHOOL DISTRICT 1220 ZANES DR PLUMAS LAKE, CA 95961
16		
17	PLACENTIA UNION SCHOOL DISTRICT 1301 E ORANGETHORPE AVE PLACENTIA, CA 928705302	PLUMAS LAKE SCHOOL DISTRICT 2743 PLUMAS SCHOOL RD. OLIVEHURST, CA 95961-8827
18		
19	PLACER COUNTY OFFICE OF EDUCATION 360 NEVADA STREET AUBURN, CA 95603	PLUMAS UNIFIED SCHOOL DISTRICT 50 CHURCH ST QUINCY, CA 959719451
20		
21	PLACER MOSQUITO ABATEMENT PO BOX 216 LINCOLN, CA 95648-0216	POINT ARENA JOINT UNIFIED SCHOOL DISTRICT PO BOX 87 POINT ARENA, CA 95468
22		
23	PLACER UNION HIGH SCHOOL DISTRICT 13000 NEW AIRPORT RD AUBURN, CA 95603	POLLOCK PINES SCHOOL DISTRICT 2701 AMBER TRL POLLOCK PINES, CA 95726
24		
25	PLAINSBURG ELEMENTARY SCHOOL DISTRICT 3708 PLAINSBURG RD MERCED, CA 95340-9557	POMONA UNIFIED SCHOOL DISTRICT PO BOX 2900 POMONA, CA 917692900
26		
27	PLANADA SCHOOL DISTRICT PO BOX 236 PLANADA, CA 953650236	POND SCHOOL 29585 POND RD. POND, CA 93280-0927
28		

1	POND UNION SCHL DIST 29585 POND RD WASCO, CA 93280	RANCHO ADOBE FPD PO BOX 1029 PENNGROVE, CA 94951
2		
3	POPE VALLEY UNION ELEMENTARY S.D. PO BOX 167 POPE VALLEY, CA 94567-0167	RANCHO CUCAMONGA FIRE PROTECTION DISTRICT PO BOX 807 RANCHO CUCAMONGA, CA 91729
4		
5	PORT OF OAKLAND PO BOX 28413 OAKLAND, CA 94604	RANCHO SANTA FE SCHOOL DISTRICT - SAN DIEGO PO BOX 809 RANCHO SANTA FE, CA 92067
6		
7	PORT OF STOCKTON CA PO BOX 2089 STOCKTON, CA 95201-2089	RAVENSWOOD CITY SCHOOL DISTRICT 2160 EUCLID AVE EAST PALO ALTO, CA 943031703
8		
9	PORTERVILLE UNIFIED SCHOOL DISTRICT 600 W GRAND AVE PORTERVILLE, CA 932572029	RAYMOND-KNOWLES SCHOOL/44 31828 ROAD 600 RAYMOND, CA 93653
10		
11	PORTOLA VALLEY SCHOOL DISTRICT 4575 ALPINE RD PORTOLA VALLEY, CA 94028	READY SPRINGS UNIFIED SCHOOL DISTRICT 14806 PLEASANT VALLEY RD PENN VALLEY, CA 959469722
12		
13	POTTER VALLEY UNIFIED-10 PO BOX 219 SCHOOL DIST POTTER VALLEY, CA 95469-0219	RED BLUFF UNION ELEMENTARY SCHOOL DISTRICT 1755 AIRPORT BLVD RED BLUFF, CA 96080
14		
15	POWAY UNIFIED SCHOOL DISTRICT - SAN DIEGO 13626 TWIN PEAKS RD. POWAY, CA 92064-3034	RED BLUFF UNION HIGH SCHOOL DISTRICT 1525 DOUGLAS ST RED BLUFF, CA 96080
16		
17	PRINCETON JT UNIFIED-15 PO BOX 8 PRINCETON, CA 95970-0008	REDDING SCHOOL DISTRICT 5885 E. BONNYVIEW RD. REDDING, CA 96001
18		
19	PV PENINSULA TRANSIT AUTH PO BOX 2656 PALOS VERDES ESTATES, CA 90274	REDLANDS UNIFIED SCHOOL DISTRICT PO BOX 3008 REDLANDS, CA 923731508
20		
21	QUARTZ HILL WATER DIST 42141 50TH ST W LANCASTER, CA 93536-3512	REDWOOD CITY SCHOOL DISTRICT 750 BRADFORD ST REDWOOD CITY, CA 940631727
22		
23	RAINBOW MUNICIPAL WATER 3707 OLD HIGHWAY 395 FALLBROOK, CA 92028	REDWOODS COMMUNITY COLLEGE DISTRICT 7331 TOMPKINS HILL ROAD EUREKA, CA 95501
24		
25	RAISIN CITY ELM SCH PO BOX 69 RAISIN, CA 93652-0069	REED UNION SCHOOL DISTRICT 277 KAREN WAY TIBURON, CA 949202044
26		
27	RAMONA UNIFIED SCHOOL DISTRICT 720 NINTH ST. RAMONA, CA 92065-2348	
28		

1	REEDLEY COLLEGE 1525 E WELDON AVE FRESNO, CA 93704	RIVER SPRINGS CHARTER SCHOOL 43446 BUSINESS PARK DR TEMECULA, CA 92590
2	REEDS CREEK SCHL 18335 JOHNSON RD RED BLUFF, CA 96080-9467	RIVERBANK UNIFIED SCHOOL DISTRICT 6715 7TH ST RIVERBANK, CA 95367
3	REEF SUNSET UNIFIED SCHOOL DISTRICT 205 N PARK AVE AVENAL, CA 93204	RIVERDALE UNIFIED SCHOOL DISTRICT PO BOX 1058 RIVERDALE, CA 936561058
4	RIALTO UNIFIED SCHOOL DISTRICT 182 E WALNUT AVE RIALTO, CA 923763598	RIVERSIDE COUNTY OFFICE OF EDUCATION 3939 13TH ST RIVERSIDE, CA 92501
5	RICHFIELD SCHOOL DISTRICT 23875 RIVER RD CORNING, CA 96021	RIVERSIDE LAFCO 3850 VINE ST STE 110 RIVERSIDE, CA 92507-4277
6	RICHGROVE SCHOOL DISTRICT PO BOX 540 RICHGROVE, CA 932610540	RIVERSIDE TRANSIT AGENCY 1825 3RD ST RIVERSIDE, CA 92507
7	RICHLAND SCHOOL DISTRICT 331 S SHAFTER AVE SHAFTER, CA 93263	RIVERSIDE UNIFIED SCHOOL DISTRICT 3380 14TH STREET RIVERSIDE, CA 92501
8	RICHMOND SCHL 700-585 RICHMOND RD E SUSANVILLE, CA 96130	ROBERTS FERRY SCHOOL DISTRICT 101 ROBERTS FERRY RD WATERFORD, CA 95386
9	RIM OF THE WORLD UNIFIED SCHOOL DISTRICT PO BOX 430 LAKE ARROWHEAD, CA 923520430	ROBLA ELEMENTARY SCHOOL DISTRICT 5248 ROSE ST SACRAMENTO, CA 958381633
10	RINCON VALLEY FIRE DIST 207 TODD ROAD SANTA ROSA, CA 95407	ROCKLIN UNIFIED SCHOOL DISTRICT 2615 SIERRA MEADOWS DR ROCKLIN, CA 956772126
11	RINCON VALLEY UNIFIED SCHOOL DISTRICT 1000 YULUPA AVE SANTA ROSA, CA 95405	ROMOLAND UNIFIED SCHOOL DISTRICT 25900 LEON RD HOMELAND, CA 92548
12	RIO BRAVO-GREELEY UNION SCHOOL DISTRICT 6521 ENOS LN BAKERSFIELD, CA 93314-8721	ROSAMOND COMMUNITY SERVICES DISTRICT 3179 35TH ST W ROSAMOND, CA 93560
13	RIO SCHOOL DISTRICT 2500 E VINEYARD AVE, # 100 OXNARD, CA 930361376	ROSEDALE UNIFIED SCHOOL DISTRICT 2553 OLD FARM RD BAKERSFIELD, CA 933123531
14	RIVER DELTA UNIFIED SCHOOL DISTRICT 445 MONTEZUMA ST RIO VISTA, CA 945711699	ROSELAND SCHOOL DISTRICT 1934 BIWANA DR SANTA ROSA, CA 95407

1	ROSEVILLE CITY SCHOOL DISTRICT 1050 MAIN ST	SALINAS UNION HIGH SCHOOL DISTRICT
2	ROSEVILLE, CA 956782067	431 W ALISAL ST
3	ROSEVILLE JOINT UNION HIGH SCHOOL DISTRICT	SALINAS, CA 939011624
4	1750 CIRBY WAY	SALINAS VALLEY SOLID WASTE AUT PO BOX 2159
5	ROSEVILLE, CA 956615520	SALINAS, CA 93902
6	ROSS SCHOOL DISTRICT PO BOX 1058	SAN ANTONIO DE PADUA ELEMENTARY SCHOOL
7	ROSS, CA 94957	1500 BRIDGE ST
8	ROSS VALLEY SANITARY DEPT 2960 KERNER BLVD	LOS ANGELES, CA 90033
9	SAN RAFAEL, CA 94901	SAN ANTONIO UNION SCHOOL DISTRICT
10	ROSS VALLEY SCHOOL DISTRICT 110 SHAW DR	67550 LOCKWOOD-JOLON RD
11	SAN ANSELMO, CA 949601904	LOCKWOOD, CA 93932
12	ROUND VALLEY UNIFIED SCHOOL DISTRICT	SAN BENITO COUNTY OFFICE OF EDUCATION
13	PO BOX 276	460 FIFTH STREET
14	COVELO, CA 95428	HOLLISTER, CA 95023
15	ROWLAND UNIFIED SCHOOL DISTRICT 1830 NOGALES ST/CENTRAL W	SAN BENITO HIGH SCHOOL DISTRICT 1220 MONTEREY ST.
16	ROWLAND HEIGHTS, CA 917482945	HOLLISTER, CA 95023-4708
17	S CA PUBLIC POWER AUTH PO BOX 631	SAN BENITO SUPERIOR COURT 481 FOURTH STREET
18	BURBANK, CA 91503-0631	HOLLISTER, CA 95023-3833
19	SACRAMENTO CITY UNIFIED SCHOOL DISTRICT	SAN BERNARDINO CITY UNIFIED SCHOOL DISTRICT
20	5735 47TH AVENUE, BOX 717	777 N F ST
21	SACRAMENTO, CA 95824	SAN BERNARDINO, CA 924103017
22	SACRAMENTO COUNTY OFFICE OF EDUCATION	SAN BERNARDINO COMMUNITY COLLEGE DISTRICT
23	10474 MATHER BLVD., P.O. BOX 269003	114 S. DEL ROSA DRIVE
24	SACRAMENTO, CA 95826	SAN BERNARDINO, CA 92408
25	SACRAMENTO COUNTY SHERIFF DEPARTMENT	SAN BERNARDINO COMMUNITY COLLEGE
26	711 G STREET	114 S DEL ROSA DR
27	SACRAMENTO, CA 95814	SAN BERNARDINO, CA 92408
28	SACRAMENTO CUSD PO BOX 246870	SAN BERNARDINO COUNTY SUPERINTENDENT OF SCHOOLS
	SACRAMENTO, CA 958246870	601 N E ST
	SACRAMENTO HOUSING 320 COMMERCE CIR	SAN BERNADINO, CA 92410
	STOCKLESS - TOM CARSON	SAN BERNARDINO VALLEY COLLEGE 701 S MOUNT VERNON AVE
	SACRAMENTO, CA 95815-4213	SAN BERNARDINO, CA 92410
	SALINAS CITY SCHOOL DISTRICT 840 S MAIN ST	SAN BERNARDINO VALLEY MWD 380 EAST VANDERBILT WAY
	SALINAS, CA 939012403	SAN BERNARDINO, CA 92408

1	SAN BRUNO PARK SCHOOL DISTRICT 500 ACACIA AVE SAN BRUNO, CA 94066	SAN GABRIEL VALLEY MOSQUI 1145 N AZUSA CANYON RD WEST COVINA, CA 91790
2		
3	SAN CARLOS ELEMENTARY SCHOOL DISTRICT 826 CHESTNUT ST SAN CARLOS, CA 940703802	SAN JACINTO UNIFIED SCHOOL DISTRICT 2045 S SAN JACINTO AVE SAN JACINTO, CA 925835626
4		
5	SAN DIEGO CONVENTION CENTER 111 W HARBOR DR SAN DIEGO, CA 92101	SAN JOAQUIN COUNCIL OF GOVERNMENTS 509 W. WEBER AVE, 5TH FL. STOCKTON, CA 95203
6		
7	SAN DIEGO COOPERATIVE CHARTER SCHOOL 7260 LINDA VISTA RD SAN DIEGO, CA 92111	SAN JOAQUIN DELTA-39 5151 PACIFIC AVE COMM COLLEGE DIST STOCKTON, CA 95207-6304
8		
9	SAN DIEGO COUNTY EMPLOYEES RETIREMENT ASSOC. 1600 PACIFIC HWY, RM. 355 SAN DIEGO, CA 92101	SAN JOAQUIN VALLEY AIR POLLUTION CONTROL DISTRICT 1990 E GETTYSBURG AVE FRESNO, CA 93726
10		
11	SAN DIEGO COUNTY OFFICE OF EDUCATION 6491 LINDA VISTA RD SAN DIEGO, CA 92111	SAN JOAQUIN VALLEY COLLEGE 801 S AKERS ST VISALIA, CA 93277
12		
13	SAN DIEGO COUNTY WATER AUTHORITY 4677 OVERLAND AVE SAN DIEGO, CA 92123	SAN JOAQUIN VALLEY UNIFIED SCHOOL DISTRICT 1990 E GETTYSBURG AVE FRESNO, CA 93726
14		
15	SAN DIEGO COUNTY 1600 PACIFIC HWY, RM. 355 SAN DIEGO, CA 92101	SAN JOSE EVERGREEN 4750 SAN FELIPE RD ATTN JULIANA JALAAN SAN JOSE, CA 95135-1510
16		
17	SAN DIEGO UNIFIED PORT PO BOX 120488 SAN DIEGO, CA 92112-0488	SAN JOSE UNIFIED SCHOOL DISTRICT 855 LENZEN AVE SAN JOSE, CA 95126-2736
18		
19	SAN DIEGO UNIFIED SCHOOL DISTRICT 4100 NORMAL ST RM 2148 SAN DIEGO, CA 921032653	SAN JUAN UNIFIED SCHOOL DISTRICT 3738 WALNUT AVENUE CARMICHAEL, CA 956083006
20		
21	SAN FRANCISCO HOUSING AUT 1815 EGBERT AVE SAN FRANCISCO, CA 94124	SAN LEANDRO UNIFIED SCHOOL DISTRICT 14735 JUNIPER ST SAN LEANDRO, CA 945791222
22		
23	SAN FRANCISCO UNIFIED SCHOOL DISTRICT PO BOX 422070 SAN FRANCISCO, CA 941422070	SAN LORENZO VALLEY SCHOOL DISTRICT 325 MARION AVE BEN LOMOND, CA 95005
24		
25	SAN GABRIEL UNIFIED SCHOOL DISTRICT 408 JUNIPERO SERRA DR SAN GABRIEL, CA 917764500	SAN LUIS COASTAL UNIFIED SCHOOL DISTRICT 1500 LIZZIE ST SAN LUIS OBISPO, CA 934013062
26		
27		
28		

1	SAN LUIS OBISPO COUNTY COMMUNITY COLLEGE DISTRICT PO BOX 8106 SAN LUIS OBISPO COUNTY, CA 93403	SAN MIGUEL COMMUNITY SERVICES DISTRICT PO BOX 180 SAN MIGUEL, CA 93451
2		
3	SAN LUIS OBISPO COUNTY NARCOTIC TASK FORCE PO BOX 3110 SAN LUIS OBISPO, CA 93403	SAN MIGUEL CONSOLIDATED 2850 VIA ORANGE WAY FIRE SPRING VALLEY, CA 91978-1746
4		
5	SAN LUIS OBISPO COUNTY OFFICE OF EDUCATION 3350 EDUCATION DR. SAN LUIS OBISPO, CA 93405	SAN MIGUEL JOINT SCHOOL DISTRICT 1601 L ST SAN MIGUEL, CA 93451
6		
7	SAN MARCOS UNIFIED SCHOOL DISTRICT 255 PICO AVE., STE. 250 SAN MARCOS, CA 92069	SAN RAFAEL CITY SCHOOLS 310 NOVA ALBION WAY SAN RAFAEL, CA 94903
8		
9	SAN MARINO UNIFIED SCHOOL DISTRICT 1665 WEST DR SAN MARINO, CA 911082558	SAN RAMON VALLEY UNIFIED SCHOOL DISTRICT 3280 CROW CANYON RD SAN RAMON, CA 945831304
10		
11	SAN MATEO COMMUNITY COLLEGE DISTRICT 3401 CSM DR SAN MATEO, CA 94402	SAN YSIDRO SCHOOL DISTRICT 4350 OTAY MESA RD. SAN YSIDRO, CA 92173-1617
12		
13	SAN MATEO COUNTY COMMUNITY COLLEGE DISTRICT 3401 CSM DRIVE SAN MATEO, CA 94402	SANGER UNIFIED SCHOOL DISTRICT 1905 7TH ST SANGER, CA 936572806
14		
15	SAN MATEO COUNTY HEALTH SYSTEM 225 37TH AVENUE SAN MATEO, CA 94403	SANTA BARBARA COMM COL DI 721 CLIFF DR A/P SANTA BARBARA, CA 93109-2312
16		
17	SAN MATEO COUNTY OFFICE OF EDUCATION 101 TWIN DOLPHIN DR. REDWOOD CITY, CA 94065-1064	SANTA BARBARA COUNTY EDUCATION OFFICE 4400 CATHEDRAL OAKS RD SANTA BARBARA, CA 93110
18		
19	SAN MATEO FOSTER CITY 1170 CHESS DR FOSTER CITY, CA 944041129	SANTA BARBARA COUNTY 105 E. ANAPAMU ST., RM. 407 SANTA BARBARA, CA 93101
20		
21	SAN MATEO MEDICAL CENTER 222 W 39TH AVE SAN MATEO, CA 94403	SANTA BARBARA UNIFIED SCHOOL DISTRICT 720 SANTA BARBARA ST SANTA BARBARA, CA 931012232
22		
23	SAN MATEO UNION HIGH SCHOOL DISTRICT 650 N DELAWARE ST SAN MATEO, CA 944011732	SANTA CATALINA SCHOOL 1500 MARK THOMAS DR MONTEREY, CA 93940-5291
24		
25		SANTA CLARA CNTY VCD 976 LENZEN AVE SAN JOSE, CA 95126-2737
26		
27		SANTA CLARA COE 1290 RIDDER PARK DR SAN JOSE, CA 95131-2304
28		

1	SANTA CLARA UNIFIED SCHOOL DISTRICT	SANTA RITA UNION SCHOOL DISTRICT
2	PO BOX 397	57 RUSSELL RD
3	SANTA CLARA, CA 950520397	SALINAS, CA 939064325
4	SANTA CLARA VALLEY TRANSPORTATION AUTHORITY	SANTA ROSA CITY SCHOOL DISTRICT
5	3331 N 1ST ST	211 RIDGWAY AVE
6	SAN JOSE, CA 95134	SANTA ROSA, CA 95401-4320
7	SANTA CLARA VALLEY WATER	SANTA ROSA URSULINE CORPORATION
8	PO BOX 20670	70 URSULINE RD
9	SAN JOSE, CA 95160-0670	SANTA ROSA, CA 95403
10	SANTA CLARITA VALLEY SCHOOLS	SANTEE SCHOOL DISTRICT
11	FOOD SERVICES AGENC	9880 RIVERWALK DR
12	25210 ANZA DR	SANTEE, CA 92071
13	SANTA CLARITA, CA 91355	SARATOGA UNION SCHOOL DISTRICT
14	SANTA CRUZ CITY SCHOOL DISTRICT	20460 FORREST HILLS DR
15	405 OLD SAN JOSE RD	SARATOGA, CA 950706020
16	SOQUEL, CA 950732213	SAUCELITO SCHOOL DIST
17	SANTA CRUZ COUNTY OFFICE OF EDUCATION	17615 AVENUE 104
18	400 ENCINAL ST	TERRA BELLA, CA 93270
19	SANTA CRUZ, CA 95060-2115	SAUGUS UNION SCHOOL DISTRICT
20	SANTA CRUZ METRO TRANSIT	24930 AVENUE STANFORD
21	370 ENCINAL ST STE 100	SANTA CLARITA, CA 913551272
22	SANTA CRUZ, CA 95060-2101	SAUSALITO SCHL DIST 2
23	SANTA CRUZ REGIONAL TRANS	630 NEVADA ST
24	1523 PACIFIC AVE	SAUSALITO, CA 94965-1654
25	SANTA CRUZ, CA 95060	SAVANNA SCHOOL DISTRICT
26	SANTA MARIA JOINT UNIFIED SCHOOL DISTRICT	1330 S KNOTT AVE
27	2560 SKYWAY DR	ANAHEIM, CA 928044798
28	SANTA MARIA, CA 934551507	SBT CHARTER SCHOOL
	SANTA MARIA-BONITA SCHOOL DISTRICT	1831 MISSION AVENUE
	708 S MILLER ST	OCEANSIDE, CA 92054
	SANTA MARIA, CA 934546221	SCHOOL FOR INDEPENDENT LEARNERS
	SANTA MONICA COMMUNITY COLLEGE DISTRICT	909 SAN ANTONIA RD
	1900 PICO BLVD	LOS ALTOS, CA 94022
	SANTA MONICA, CA 90405-1644	SCOTT VALLEY UNIFIED SCHOOL DISTRICT
	SANTA MONICA-MALIBU UNIFIED SCHOOL DISTRICT	PO BOX 687
	1651 16TH ST	FORT JONES, CA 96032
	SANTA MONICA, CA 90404-3891	SEA CREST SCHOOL
	SANTA PAULA UNIFIED SCHOOL DISTRICT	901 ARNOLD WAY
	201 S STECKEL DR	HALF MOON BAY, CA 94019
	SANTA PAULA, CA 930603244	SEBASTOPOL UNION ELEMENTARY SCHOOL DISTRICT
		7611 HUNTLEY ST
		SEBASTOPOL, CA 95472

1	SEELEY UNION SCHOOL DISTRICT - EL CENTRO PO BOX 868 SEELEY, CA 92273-0868	SHASTA UNION HIGH SCHOOL DISTRICT 2200 EUREKA WAY REDDING, CA 960010337
2	SEIAD ELEM PO BOX 647 44539 HIGHWAY 96 SEIAD VALLEY, CA 96086-0647	SHERMAN INDIAN HIGH SCHOOL 9010 MAGNOLIA AVE RIVERSIDE, CA 92503
3	SELF INSURED SCHOOLS OF CA 1300 17TH ST FL 5 BAKERSFIELD, CA 93301-4504	SHILOH SCHL-50/37 6633 PARADISE RD ROSEMARY MODESTO, CA 95358-9253
4	SELMA UNIFIED SCHOOL DISTRICT 3036 THOMPSON AVE SELMA, CA 936622433	SHORELINE UNIFIED SCHOOL DISTRICT PO BOX 198 TOMALES, CA 94971
5	SEQUOIA UNION ELEMENTARY SCHOOL DISTRICT PO BOX 44620 LEMON COVE, CA 932440620	SIATECH 2611 TEMPLE HEIGHTS DRIVE, SUITE A OCEANSIDE, CA 92056
6	SEQUOIA UNION HIGH SCHOOL DISTRICT 480 JAMES AVE REDWOOD CITY, CA 940621041	SIERRA COUNTY OFFICE OF EDUCATION PO BOX 157 SIERRAVILLE, CA 96126
7	SERVITE HIGH SCHOOL 1952 W LAPALMA AVE ANAHEIM, CA 92801	SIERRA PLUMAS JOINT UNIFIED SCHOOL DISTRICT PO BOX 157 SIERRAVILLE, CA 961260157
8	SHANDON UNIFIED SCHOOL DISTRICT 101 SOFIRST ST SHANDON, CA 93461	SIERRA SAC VALLEY EMS 5995 PACIFIC ST ROCKLIN, CA 95677
9	SHASCOM 3101 SOUTH ST REDDING, CA 96001-2379	SIERRA SANDS UNIFIED SCHOOL DISTRICT 113 FELSPAR RIDGECREST, CA 93555-3520
10	SHASTA CMNTY SVCS DIST PO BOX 96087 SHASTA, CA 96087	SIERRA UNIFIED SCHOOL DISTRICT 29143 AUBERRY RD PRATHER, CA 93651
11	SHASTA COUNTY OFFICE OF ED. 1644 MAGNOLIA AVE REDDING, CA 96001-1513	SILVER FORK SCHOOL DISTRICT 2701 AMBER TRL POLLOCK PINES, CA 95726
12	SHASTA ELEMENTARY SCHOOL DISTRICT PO BOX 1125 SHASTA, CA 96087	SILVER VALLEY UNIFIED SCHOOL DISTRICT PO BOX 847 YERMO, CA 92398-0847
13	SHASTA LAFCO 1737 YUBA ST STE B REDDING, CA 96001	SIMI VALLEY UNIFIED SCHOOL DISTRICT 875 COCHRAN ST SIMI VALLEY, CA 930651934
14	SHASTA TRINITY ROP 4659 EASTSIDE RD REDDING, CA 96001	

1	SISKIYOU CONNTY OFFICE OF EDUCATION	SOLEDAD UNIFIED SCHOOL DISTRICT PO BOX 186
2	609 S. GOLD STREET	SOLEDAD, CA 939600186
3	YREKA, CA 96097	SONOMA COUNTY LAW LIBRARY
4	SISKIYOU ROP	600 ADMINISTRATION DR
5	431 KNAPP ST	SANTA ROSA, CA 95403
6	YREKA, CA 96097	SONOMA COUNTY OFFICE OF EDUCATION
7	SISKIYOU UNION HIGH SCHOOL DISTRICT	5340 SKYLANE BLVD
8	624 EVERITT MEMORIAL HWY	SANTA ROSA, CA 95403-1082
9	MOUNT SHASTA, CA 960672047	SONOMA COUNTY WATER AGENCY
10	SKYLINE WATER DIST	404 AVIATION BLVD
11	14944 SKYLINE BLVD	SANTA ROSA, CA 95403
12	WOODSIDE, CA 94062-4746	SONOMA COUNTY WINEGRAPE COMMISSION
13	SM MOSQUITO ABATEMENT DIS	3637 WESTWIND BLVD
14	1351 ROLLINS RD	SANTA ROSA, CA 95403
15	BURLINGAME, CA	SONOMA STATE UNIVERSITY ADMINISTRATIVE SERVICES
16	SMART	1801 EAST COTATI AVENUE
17	750 LINDARO ST STE 200	ROHNERT PARK, CA 94928
18	SAN RAFAEL, CA 94901	SONOMA VALLEY HEALTHCARE DISTRICT
19	SNOWLINE SCHOOL DISTRICT	347 ANDRIEUX ST
20	PO BOX 296000	SONOMA, CA 95476-6811
21	PHELAN, CA 92329-6000	SONOMA VALLEY UNIFIED SCHOOL DISTRICT
22	SO CAL REG'L OCCUP. (ST)	17850 RAILROAD AVE
23	2300 CRENSHAW BLVD	SONOMA, CA 95476
24	TORRANCE, CA 90501	SONORA UNION HIGH SCHOOL DISTRICT
25	SOAR CHARTER ACADEMY	100 SCHOOL ST
26	198 WEST MILL STREET	SONORA, CA 95370
27	SAN BERNARDINO, CA 92408	SOQUEL UNION ELEMENTARY SCHOOL DISTRICT
28	SOLANA BEACH SCHOOL DISTRICT	620 MONTEREY AVE
	309 N RIOS AVE	CAPITOLA, CA 95010-3618
	SOLANA BEACH, CA 920751241	SOULSBYVILLE SCHOOL DISTRICT
	SOLANO COMMUNITY COLLEGE	20300 SOULSBYVILLE RD
	4000 SUISUN VALLEY RD	SOULSBYVILLE, CA 95372
	FAIRFIELD, CA 94534	SOUTH BAY ENVIRONMENTAL SVC
	SOLANO COUNTY OFFICE OF EDUCATION	15901 HAWTHORNE BLVD
	5100 BUSINESS CENTER DR	STE 400
	FAIRFIELD, CA 94534-1658	LAWNDALE, CA 90260-2656
	SOLANO IRRIGATION DIST	SOUTH BAY REGIONAL PUBLIC SAFETY TRAINING
	810 VACA VALLEY PARKWAY	3095 YERBA BUENA RD
	VACAVILLE, CA 95688	SAN JOSE, CA 95135
	SOLANO TRANSPORTATION AUTHORITY	
	ONE HARBOR CENTER	
	SUISUN CITY, CA 94585	

1	SOUTH BAYSIDE SYSTEM AUTHORITY 1400 RADIO RD REDWOOD CITY, CA 94065	SOUTHWEST TRANSPRTTN 16644 S ELM AVE CARUTHERS, CA 93609
2		
3	SOUTH COAST AIR QUALITY MANAGEMENT DISTRICT 21865 COPLEY DR DIAMOND BAR, CA 91765	SOUTHWESTERN COMMUNITY COLLEGE 900 OTAY LAKES RD CHULA VISTA, CA 91910 ATTN: PRIYA JEROME
4		
5	SOUTH FORK UNION SCHOOL DISTRICT 6401 FAY RANCH RD WELDON, CA 932839735	ST HELENA UNIFIED SCHOOL DISTRICT 465 MAIN ST SAINT HELENA, CA 945742159
6		
7	SOUTH HUMBOLDT UNIFIED SCHOOL DISTRICT PO BOX 650 MIRANDA, CA 955530650	STANDARD SCHOOL DISTRICT 1200 N CHESTER AVE BAKERSFIELD, CA 933083594
8		
9	SOUTH PASADENA UNIFIED SCHOOL DISTRICT 1020 EL CENTRO ST SOUTH PASADENA, CA 910303118	STANISLAUS UNIFIED SCHOOL DISTRICT 2410 JANNA AVE MODESTO, CA 953501910
10		
11	SOUTH SAN FRANCISCO UNIFIED SCHOOL DISTRICT 398 B ST SOUTH SAN FRANCISCO, CA 940804423	STATE CENTER COMMUNITY COLLEGE DISTRICT 1525 E WELDON AVE FRESNO, CA 93704
12		
13	SOUTH TAHOE PUBLIC UTLTS 1275 MEADOW CREST DR SOUTH LAKE TAHOE, CA 96150-7401	STOCKTON UNIFIED SCHOOL DISTRICT 701 N MADISON ST STOCKTON, CA 952021634
14		
15	SOUTH WHITTIER SCHOOL DISTRICT PO BOX 3037 WHITTIER, CA 906050037	STONE BRIDGE SCHOOL 1850 SALVADOR AVE NAPA, CA 94558
16		
17	SOUTHEAST REGIONAL OCCUPATIONAL PROGRAM 12940 FOSTER RD NORWALK, CA 90650	STONE CORRAL ELEMENTARY SCHOOL 15590 AVENUE 383 VISALIA, CA 93292-9545
18		
19	SOUTHERN CALIFORNIA ASSOCIATION OF GOVERNMENTS 818 W 7TH ST FL 12 LOS ANGELES, CA 90017	STRATHMORE UNION ELEMENTARY SCHOOL DISTRICT PO BOX 247 STRATHMORE, CA 932670247
20		
21	SOUTHERN KERN UNIFIED SCHOOL DISTRICT PO BOX CC ROSAMOND, CA 935600640	SULPHUR SPRINGS SCHOOL DISTRICT 27000 WEYERHAUSER WAY SANTA CLARITA, CA 913514947
22		
23	SOUTHERN TRINITY JOINT UNIFIED SCHOOL DISTRICT 680 VAN DUZEN RD MAD RIVER, CA 95526	SUMMERVILLE ELEMENTARY SCHOOL DISTRICT 18451 CARTER ST TUOLUMNE, CA 953799715
24		
25	SOUTHSIDE SCHOOL 4991 SOUTHSIDE RD HOLLISTER, CA 95023-9637	SUMMERVILLE HIGH SCHOOL 17555 TUOLUMNE RD TUOLUMNE, CA 95379-9702
26		
27		
28		

1	SUNDALE UNION SCHOOL DISTRICT 13990 AVENUE 240	TAHOE TRUCKEE UNIFIED SCHOOL DISTRICT
2	TULARE, CA 932749563	11603 DONNER PASS RD
3	SUNLINE TRANSIT AGENCY 32505 HARRY OLIVER TRL	TRUCKEE, CA 961614953
4	THOUSAND PALMS, CA 92276	TAMALPAIS UNIFIED HIGH SCHOOL DISTRICT
5	SUNNYSIDE UNION ELEMENTARY SCHOOL DISTRICT	PO BOX 605
6	21644 AVENUE 196 # 196	LARKSPUR, CA 949770605
7	STRATHMORE, CA 932679581	TAMC TRANS AGCY FOR
8	SUNNYVALE SCHOOL DISTRICT 819 W IOWA AVE	55 PLAZA CIR STE B
9	SUNNYVALE, CA 940865926	SALINAS, CA 93901
10	SURPRISE VALLEY JOINT UNIFIED SCHOOL DISTRICT	TEHACHAPI UNIFIED SCHOOL DISTRICT
11	PO BOX 100	400 S SNYDER AVE
12	CEDARVILLE, CA 961040100	TEHACHAPI, CA 935611519
13	SUSANVILLE ELEMENTARY SCHOOL DISTRICT	TEHAMA CO SUPT SEH-8
14	109 S GILMAN ST	PO BOX 689
15	SUSANVILLE, CA 96130	RED BLUFF, CA 96080-0689
16	SUTTER COUNTY SUPERINTENDENT OF SCHOOLS	TEMECULA PREPARATORY SCHOOL
17	970 KLAMATH LANE	35777 ABELIA ST
18	YUBA CITY, CA 95993	WINCHESTER, CA 92596
19	SUTTER UNION HIGH SCHOOL DISTRICT	TEMECULA VALLEY CHARTER
20	PO BOX 498	35777 ABELIA ST
21	SUTTER, CA 959820498	WINCHESTER, CA 92596
22	SWEETWATER UNION HIGH SCHOOL DISTRICT	TEMECULA VALLEY UNIFIED SCHOOL DISTRICT
23	1130 5TH AVE	31350 RANCHO VISTA RD
24	CHULA VISTA, CA 919112812	TEMECULA, CA 925926200
25	SYLVAN UNION SCHOOL DISTRICT 605 SYLVAN AVE	TEMPLE CITY UNIFIED SCHOOL DISTRICT
26	MODESTO, CA 95350	5212 ENCINITA AVE
27	TAFT CITY SCHOOL DISTRICT 820 6TH ST	TEMPLE CITY, CA 917803133
28	TAFT, CA 93268	TEMPLETON UNIFIED SCHOOL DISTRICT
	TAFT UNION HIGH SCHOOL DISTRICT 701 7TH ST	960 OLD COUNTY RD
	TAFT, CA 932682319	TEMPLETON, CA 934659419
	TAHOE TRUCKEE SANITATION AGENC 13720 JOERGER DR	TERRA BELLA UNION ELEMENTARY SCHOOL DISTRICT
	TRUCKEE, CA 96161	9121 ROAD 240
		TERRA BELLA, CA 93270
		THE SCHOOL OF ARTS ENTERPRISE
		295 N GAREY AVE
		POMONA, CA 91767
		THERMALITO UNION SCHOOL DISTRICT
		400 GRAND AVE
		OROVILLE, CA 959654007

1	THREE VALLEYS MUNICIPAL 1021 E MIRAMAR AVE CLAREMONT, CA 91711-2052	TRANSPORTATION AGENCY OF MONTEREY COUNTY 55 PLAZA CIRCLE SALINAS, CA 93901
2	TIERRA PACIFICA CHARTER SCHOOL 986 BOSTWICK LANE SANTA CRUZ, CA 95062	TRAVIS UNIF S/D -24 2751 DE RONDE DR FAIRFIELD, CA 94533
3	TORRANCE UNIFIED SCHOOL DISTRICT 2335 PLAZA DEL AMO TORRANCE, CA 905013420	TRI VALLEY R.O.P. 1040 FLORENCE ROAD LIVERMORE, CA 94550
4	TOWN OF APPLE VALLEY 14955 DALE EVANS PKWY APPLE VALLEY, CA 92307	TRIDAM PROJECTS PO BOX 1185 PINECREST, CA 95364
5	TOWN OF ATHERTON 91 ASHFIELD RD ATHERTON, CA 94027	TRINITY ALPS UNIFIED SCHOOL DISTRICT 321 VICTORY LANE PO BOX 1227 WEAVERVILLE, CA 96093
6	TOWN OF DISCOVERY BAY 1800 WILLOW LAKE RD DISCOVERY BAY, CA 94514	TRINITY COUNTY OFFICE OF EDUCATION 201 MEMORIAL DRIVE WEAVERVILLE, CA 96093
7	TOWN OF LOS ALTOS HILLS 26379 W FREMONT RD LOS ALTOS HILLS, CA 94022	TRINITY PUD PO BOX 1216 WEAVERVILLE, CA 96093
8	TOWN OF LOS GATOS PO BOX 949 LOS GATOS, CA 95031	TRINITY UNION HS DIST PO BOX 1227 WEAVERVILLE, CA 96093-1227
9	TOWN OF PARADISE 5555 SKYWAY PARADISE, CA 95969	TRUCKEE DONNER PARKS & REC 10046 CHURCH ST TRUCKEE, CA 96161-0207
10	TOWN OF PORTOLA VALLEY 765 PORTOLA RD PORTOLA VALLEY, CA 94028	TULARE CITY SCHOOL DISTRICT 600 N CHERRY ST TULARE, CA 932742998
11	TOWN OF SAN ANSELMO 525 SAN ANSELMO AVE SAN ANSELMO, CA 94960	TULARE COUNTY ECONOMIC DEV. CORP. 2800 W BURREL VISALIA, CA 93291-4314
12	TOWN OF WINDSOR PO BOX 100 WINDSOR, CA 95492	TULARE COUNTY HOUSING AUTHORITY 2800 W BURREL VISALIA, CA 93291-4314
13	TOWN OF WOODSIDE PO BOX 620005 REDWOOD CITY, CA 94062	TULARE COUNTY OFFICE OF EDUCATION PO BOX 5091 VISALIA, CA 93278
14	TOWN OF YOUNTVILLE 6550 YOUNT ST YOUNTVILLE, CA 94599	
15	TRACY UNIFIED SCHOOL DISTRICT 1875 W LOWELL AVE TRACY, CA 953762291	
16		
17		
18		
19		
20		
21		
22		
23		
24		
25		
26		
27		
28		

1	TULARE IRRIGATION DISTRICT 6826 AVENUE 240	UNION ELEMENTARY SCHOOL DISTRICT
2	TULARE, CA 93274	5175 UNION AVE
3	TULARE JOINT UNION HIGH SCHOOL DISTRICT	SAN JOSE, CA 951245434
4	426 N BLACKSTONE ST	UNION SANITARY DIST
5	TULARE, CA 932744449	PO BOX 5050
6	TULARE LAKE BASIN WATER STORAG 1001 CHASE AVE	UNION CITY, CA 94587-8550
7	CORCORAN, CA 93212	UNITED WATER CONSERVATION DISTRICT
8	TULELAKE BASIN JOINT UNIFIED SCHOOL DISTRICT	106 N 8TH ST
9	PO BOX 640	SANTA PAULA, CA 93060
10	TULELAKE, CA 96134	UNIVERSITY OF CALIFORNIA BERKELEY
11	TUOLUMNE COUNTY OFFICE OF EDUCATION	1111 FRANKLIN STREET, 8TH FLOOR
12	175 FAIRVIEW LANE	OAKLAND, CA 94607
13	SONORA, CA 95370	UNIVERSITY OF CALIFORNIA DAVIS
14	TURLOCK UNIFIED SCHOOL DISTRICT	18830 ROAD 112
15	PO BOX 819013	TULARE, CA 93274
16	TURLOCK, CA 95381	UNIVERSITY OF CALIFORNIA RIVERSIDE
17	TWAIN HARTE-LONG BARN UNIFIED ELEMENTARY SCHOOL DISTRICT	321 SURGE BUILDING
18	18995 TWAIN HARTE DRIVE	RIVERSIDE, CA 92521
19	TWAIN HARTE, CA 95383	UNIVERSITY OF CALIFORNIA SAN DIEGO
20	TWIN HILLS UNION SCHOOL DISTRICT	9500 GILMAN DR
21	700 WATER TROUGH RD	LA JOLLA, CA 92093
22	SEBASTOPOL, CA 95472	UNIVERSITY OF CALIFORNIA SAN FRANCISCO
23	TWIN RIDGES ELEMENTARY SCHOOL DISTRICT	155 N FRESNO ST
24	PO BOX 529	FRESNO, CA 93701
25	NORTH SAN JUAN, CA 95960	UNIVERSITY OF CALIFORNIA SANTA BARBARA
26	TWIN RIVERS CHARTER SCHOOL	BLDG 507 MESA ROAD
27	840 COOPER AVE	SANTA BARBARA, CA 93106
28	YUBA CITY, CA 95991	UNIVERSITY OF CALIFORNIA SANTA CRUZ
	TWIN RIVERS UNIFIED SCHOOL DISTRICT	1156 HIGH ST
	CYNTHIA SMITH	SANTA CRUZ, CA 95064
	FAGEN FRIEDMAN & FULFROST LLP	UPLAND UNIFIED SCHOOL DISTRICT
	520 CAPITAL MALL, 4 th FLOOR	390 N EUCLID AVE
	SACRAMENTO, CA 95814	UPLAND, CA 917864763
	TWO ROCK SCHOOL DISTRICT	UPPER LAKE HIGH SCHOOL DISTRICT
	5001 SPRING HILL RD	675 CLOVER VALLEY RD
	PETALUMA, CA 94952	UPPE LAKE, CA 95485
	UKIAH UNIFIED SCHOOL DISTRICT	UPPER LAKE UNION SCHOOL DISTRICT
	925 N STATE ST	PO BOX 36
	UKIAH, CA 954823411	UPPER LAKE, CA 954850036

1	VACAVILLE UNIFIED SCHOOL DISTRICT	VENTURA REGIONAL SANITATION DISTRICT
2	401 NUT TREE RD	1001 PARTRIDGE DR STE 150
3	VACAVILLE, CA 95687	VENTURA, CA 93003
4	VALLECITO UNION SCHOOL DISTRICT	VENTURA UNIFIED SCHOOL DISTRICT
5	PO BOX 329	255 W STANLEY AVE
6	AVERY, CA 95224	VENTURA, CA 930011348
7	VALLEJO CITY UNIFIED SCHOOL DISTRICT	VICTOR ELEMENTARY SCHOOL DISTRICT
8	CYNTHIA SMITH	15579 EIGHTH ST
9	FAGEN, FRIEDMAN & FULFROST, LLP	VICTORVILLE, CA 92395-3360
10	520 CAPITOL MALL, 4TH FLOOR	VINELAND SCHOOL DISTRICT
11	SACRAMENTO, CA 95814	14713 WEEDPATCH HWY
12	VALLEJO SANITATION AND FLOOD CONTROL DISTRICT	BAKERSFIELD, CA 93307-9653
13	450 RYDER ST	VISALIA UNIFIED SCHOOL DISTRICT
14	VALLEJO, CA 94590	5000 W CYPRESS AVE
15	VALLEY CHRISTIAN SCHOOL SYSTEM	VISALIA, CA 932778300
16	10818 ARTESIA BLVD	VISTA UNIFIED SCHOOL DISTRICT
17	CERRITOS, CA 90703	L234 ARCADIA AVE
18	VALLEY CTR PARKS & RECREATION	VISTA, CA 92084-3404
19	PO BOX 141	WALNUT CREEK SCHOOL DISTRICT
20	VALLEY CENTER, CA 92082	960 YGNACIO VALLEY RD
21	VALLEY OF MOON WATER CO	WALNUT CREEK, CA 945963826
22	PO BOX 280	WASCO RECREATION DIST
23	EL VERANO, CA 95433	1280 POPLAR AVE
24	VALLEY ROP	WASCO, CA 93280-2204
25	1305 Q ST	WASCO UNION ELEMENTARY SCHOOL DISTRICT
26	SANGER, CA 93657	639 BROADWAY ST
27	VALLEY VISTA ELEMENTARY SCHOOL	WASCO, CA 932801825
28	PTA	WASCO UNION HIGH SCHOOL DISTRICT
	730 N WEBSTER ST	PO BOX 250
	PETALUMA, CA 94952	WASCO, CA 932800250
	VCFPD	WASHINGTON COLONY ELEMENTARY SCHOOL DISTRICT
	28234 LILAC RD	130 E LINCOLN AVE
	VALLEY CENTER, CA 92082	FRESNO, CA 937066043
	VENTURA COUNTY COMMUNITY COLLEGE DISTRICT	WASHINGTON UNIFIED SCHOOL DISTRICT
	255 W STANLEY AVE STE 150	6041 SOUTH ELM AVE
	VENTURA, CA 93001	FRESNO, CA 93706-6099
	VENTURA COUNTY OFFICE OF EDUCATION	WASHINGTON UNION ELEMENTARY SCHOOL DISTRICT
	5189 VERDUGO WAY	43 SAN BENANCIO RD
	CAMARILLO, CA 93012-8603	SALINAS, CA 93908
	VENTURA LAFCO	
	800 S VICTORIA AVE	
	VENTURA, CA 93009	

1	WASHINGTON UNION HIGH SCHOOL DISTRICT	WEST FRESNO SCHOOL DISTRICT
2	6041 S ELM AVE	2888 S IVY AVE
3	FRESNO, CA 937066018	FRESNO, CA 937065513
4	WATER REPLENISHMENT DIST OF S	WEST HILLS COMMUNITY COLLEGE DISTRICT
5	12621 166TH ST	9900 CODY ST
6	CERRITOS, CA 90703-2101	COALINGA, CA 93210
7	WATERFORD ELEMENTARY SCHOOL DISTRICT	WEST HILLS COMMUNITY COLLEGE
8	219 N REINWAY AVE 3	9900 CODY ST
9	WATERFORD, CA 95386	COALINGA, CA 93210
10	WAUGH SCHOOL DISTRICT	WEST KERN COMMUNITY COLLEGE DISTRICT
11	1851 HARTMAN LN	29 EMMONS PARK DR
12	PETALUMA, CA 94954	TAFT, CA 93268
13	WAUKENA JOINT UNION SCHOOL DISTRICT	WEST KERN WATER DISTRICT
14	19113 ROAD 28	PO BOX 1105
15	TULARE, CA 93274	TAFT, CA 93268
16	WEAVER UNION SCHOOL DISTRICT	WEST PARK ELEMENTARY SCHOOL
17	3076 E CHILDS AVE	2695 S VALENTINE AVE
18	MERCED, CA 953409506	FRESNO, CA 937069042
19	WEAVERVILLE COMMUNITY SERVICES DISTRICT	WEST SACRAMENTO EARLY PREP CHARTER SCHOOL
20	PO BOX 1510	919 WESTACRE RD
21	WEAVERVILLE, CA 96093	SACRAMENTO, CA 95691
22	WEAVERVILLE FIRE PROTECTION	WEST SIDE UNION SCHOOL DISTRICT
23	PO BOX 447	1201 FELTA RD
24	WEAVERVILLE, CA 96093	HEALDSBURG, CA 95448
25	WEED UNION ELEMENTARY SCHOOL DISTRICT	WEST SONOMA COUNTY SCHOOL DISTRICT
26	575 WHITE AVE	462 JOHNSON ST
27	WEED, CA 96094	SEBASTOPOL, CA 95472
28	WEST BASIN MUNICIPAL WATER DISTRICT	WESTERN MUNICIPAL WATER DISTRICT
	17140 AVALON BLVD FL 2	14205 MERIDIAN PKWY
	CARSON, CA 90746	RIVERSIDE, CA 92518
	WEST BAY SANITARY DISTRICT	WESTERN PLACER UNIFIED SCHOOL DISTRICT
	500 LAUREL ST	600 6TH ST STE 400
	MENLO PARK, CA 94025-3427	LINCOLN, CA 956481825
	WEST CONTRA COSTA UNIFIED SCHOOL DISTRICT	WESTLANDS WATER DIST
	1108 BISSELL AVE	PO BOX 6056
	RICHMOND, CA 948013135	FRESNO, CA 93703
	WEST COVINA UNIFIED SCHOOL DISTRICT	WESTMINSTER SCHOOL DISTRICT
	1717 W MERCED AVE	14121 CEDARWOOD AVE
	WEST COVINA, CA 917903406	WESTMINSTER, CA 92683-4482
		WESTWOOD UNFD SCHL DST
		PO BOX 1225
		WESTWOOD, CA 96137-1225

1	WHEATLAND ELEMENTARY SCHOOL DISTRICT	WISEBURN SCHOOL DISTRICT
2	111 MAIN ST	13530 AVIATION BLVD
3	WHEATLAND, CA 95692	HAWTHORNE, CA 90250-6498
4	WHEATLAND UNION HIGH SCHOOL DISTRICT	WOODLAKE ELEMENTARY SCHOOL DISTRICT
5	1010 WHEATLAND RD	300 W WHITNEY AVE
6	WHEATLAND, CA 956929798	WOODLAKE, CA 932861238
7	WHITMORE UNION ELEMENTARY SCHOOL DISTRICT	WOODLAKE UNION HIGH SCHOOL
8	PO BOX 10	400 W WHITNEY AVE
9	WHITMORE, CA 96096	WOODLAKE, CA 93286
10	WHITTIER CITY SCHOOL DISTRICT	WOODLAND JOINT UNIFIED SCHOOL DISTRICT
11	7211 SOUTH WHITTIER AVE	435 6TH ST
12	WHITTIER, CA 90602-1123	WOODLAND, CA 956954109
13	WHITTIER UNION HIGH SCHOOL DISTRICT	WOODVILLE UNION SCHOOL DISTRICT
14	9401 SOUTH PAINTER AVE	16563 ROAD 168
15	WHITTIER, CA 90605-2798	PORTERVILLE, CA 93257
16	WILLIAM S. HART UNION HIGH SCHOOL DISTRICT	WRIGHT SCHOOL DISTRICT
17	21515 CENTRE POINTE PKWY	4385 PRICE AVE
18	SANTA CLARITA, CA 913502947	SANTA ROSA, CA 95407
19	WILLITS UNIFIED SCHOOL DISTRICT	YOKAYO ELEMENTARY SCHOOL
20	1277 BLOSSER LANE	790 S. DORA ST
21	WILLITS, CA 95490	UKIAH, CA 95482
22	WILLOWS UNIFIED SCHOOL DISTRICT	YOLO COUNTY SUPT OF SCHOOLS
23	823 W LAUREL ST	128 SANTA ANITA CT., STE. 100
24	WILLOWS, CA 959882946	WOODLAND, CA 95776-6127
25	WILMAR UNION ELEMENTARY SCHOOL DISTRICT	YOSEMITE UNIFIED SCHOOL DISTRICT
26	3775 BODEGA AVE	50200 ROAD 427
27	PETALUMA, CA 94952	OAKHURST, CA 93644
28	WINDSOR UNIFIED SCHOOL DISTRICT	YREKA UNION ELEMENTARY SCHOOL DISTRICT
	9291 OLD REDWOOD HWY	309 JACKSON ST
	WINDSOR, CA 95492	YREKA, CA 960973369
	WINSHIP-ROBBINS ELEMENTARY SCHOOL DISTRICT	YREKA UNION HIGH SCHOOL DISTRICT
	4305 SOUTH MERIDIAN RD	431 KNAPP ST
	MERIDIAN, CA 95957-9647	YREKA, CA 960972365
	WINTERS JOINT UNIFIED SCHOOL DISTRICT	YUBA CITY UNIFIED SCHOOL DISTRICT
	909 WEST GRAND AVE	750 PALORA AVE
	WINTERS, CA 95694-1646	YUBA CITY, CA 959913627
	WINTON SCHOOL DISTRICT	YUBA COMMUNITY COLLEGE DISTRICT
	PO BOX 8	2088 N BEALE RD
	WINTON, CA 95388	MARYSVILLE, CA 959017605
		YUBA COUNTY OFFICE OF EDUCATION
		935 FOURTEENTH STREET
		MARYSVILLE, CA 95901

1
2
3
4
5
6
7
8
9
10
11
12
13
14
15
16
17
18
19
20
21
22
23
24
25
26
27
28

YUBA COUNTY WATER AGENCY
1220 F ST
MARYSVILLE, CA 95901

ZONE 7 WATER AGENCY
100 N CANYONS PKWY
LIVERMORE, CA 94551

*This Page
Intentionally
Left Blank*



AGENDA REPORT

To: Mayor Joel Fajardo and Councilmembers

From: Brian Saeki, City Manager
By: Nick Kimball, Finance Director

Date: June 1, 2015

Subject: Update of City of Los Angeles Recent Action to Increase Minimum Wage

RECOMMENDATION:

It is recommended that the City Council:

- a. Receive and file a staff presentation on the City of Los Angeles' increase of minimum wage; and
- b. Provide staff with direction.

BACKGROUND:

1. On May 19, 2015, the City of Los Angeles City Council voted to approve a plan to increase the City's minimum wage to \$15 per hour by July 1, 2020.
2. Beginning in 2016, the minimum wage in the City of Los Angeles will increase as follows:
 - a. July 1, 2016: \$10.50
 - b. July 1, 2017: \$12.00
 - c. July 1, 2018: \$13.25
 - d. July 1, 2019: \$14.25
 - e. July 1, 2020: \$15.00
3. Beginning in 2017, a modified minimum wage schedule for businesses with 25 or fewer employees will increase as follows:
 - a. July 1, 2017: \$10.50
 - b. July 1, 2018: \$12.00
 - c. July 1, 2019: \$13.25
 - d. July 1, 2020: \$14.25
 - e. July 1, 2021: \$15.00

Update of City of Los Angeles Recent Action to Increase Minimum WagePage 2 of 4

4. Non-profit organizations with 25 or fewer employees may apply with a waiver if they meet certain criteria set forth by the City of Los Angeles.
5. Beginning July 1, 2022, the minimum wage will increase annually based on the average Consumer Price Index over the previous 20 years.
6. On September 25, 2013, the California Legislature enacted legislation, signed by the Governor, raising the minimum wage for all industries. Accordingly, effective July 1, 2014, the minimum wage in California was increased to \$9.00 per hour. Additionally, effective January 1, 2016, the minimum wage in California is \$10.00 per hour.

ANALYSIS:

Minimum wage is the minimum hourly wage an employer can pay an employee for work. Minimum wage may be set by federal, state, or local governments, but cannot be less than the federal minimum wage, which is currently \$7.25 per hour. The State of California has enacted a higher minimum wage that is currently \$9.00 per hour and will increase to \$10.00 per hour on January 1, 2016. The City of Los Angeles recently approved raising the minimum wage within their City limits to \$10.50 per hour on July 1, 2016 with incremental increases thereafter until the City's minimum wage reaches \$15 per hour in 2020.

To support their decision, the City of Los Angeles retained numerous consultants and commissioned an economic study from the Institute for Research on Labor and Employment's Center on Wage and Employment Dynamics at the University of California, Berkeley (Attachment "A"). The study concluded, the proposed minimum wage increase would provide significant gains in income to Los Angeles' low-wage workers and their families. Most businesses would be able to absorb the increased costs, and consumers would see a small one-time increase in restaurant prices. The increases impact on overall employment is not likely to be significant.¹

There are many important considerations to analyze before making a decision to increase minimum wage. The City of San Fernando is in a relatively unique position as the City is completely surrounded by the City of Los Angeles with the nearest incorporated cities – Santa Clarita, Glendale, Simi Valley and La Cañada – Flintridge – more than ten (10) miles away. Therefore, businesses in San Fernando compete directly with businesses in Los Angeles for both employees and customers. Businesses also weigh the total cost of doing business when deciding where to locate. Cost of business decisions typically consider local permit costs, business license fees, other taxes, and wage requirements.

¹ M. Reich, K. Jacobs, A. Bernhardt, and I. Perry (2014); *The Mayor of Los Angeles' Proposed City Minimum Wage Policy: A Prospective Impact Study*; Center on Wage and Employment Dynamics Study, University of California, Berkeley

Update of City of Los Angeles Recent Action to Increase Minimum WagePage 3 of 4

In accordance with state law, San Fernando's minimum wage will increase to \$10.00 per hour effective January 1, 2016. Further increasing the City's minimum wage to match Los Angeles' minimum wage schedule would increase the cost of doing business in San Fernando, which may, in turn, put upward pricing pressure on local goods and services. Conversely, failing to increase the minimum wage may keep the cost of doing business in San Fernando lower relative to City of Los Angeles, but may put the City's businesses at a competitive disadvantage in the labor pool due to lower wages. It is important to note, if local businesses are having trouble with hiring staff that meets their needs due to low wages, they may make the business decision to increase wages above the minimum wage to better compete in the labor pool.

The economic study included as Attachment "A" ("Study") provides information specific to the City of Los Angeles. However, using the demographic and economic data provided in the report for the City of Los Angeles as well as demographic and economic data available for the City of San Fernando, staff can extrapolate an estimated impact on the effect of a minimum wage increase on workers in San Fernando.

Estimating the impact of a minimum wage increase on business operating costs specific to San Fernando will be a little more difficult. However, the Study explores the impact to three industries – 1) Restaurant, 2) Retail, and 3) Manufacturing – which are all prominent industries in San Fernando. Together, those three industries account for approximately thirty percent (30%) of the City's sales tax base.

Overall, the Study concludes there is a net positive economic impact to increasing the minimum wage. It should be noted that there are also studies that conclude there is a net negative economic impact to increasing the minimum wage. This particular Study has been highlighted because it formed the basis for the City of Los Angeles' decision to increase minimum wage.

BUDGET IMPACT:

The specific budget impact is contingent on the direction given by City Council and may range from little to no budget impact to a very significant budget impact. See options in the Conclusion of this report for a brief identification of potential budget impact.

CONCLUSION:

Staff is seeking City Council direction related to further discussion and community outreach related to a potential minimum wage increase in San Fernando. Potential direction include, but is not limit to, the following:

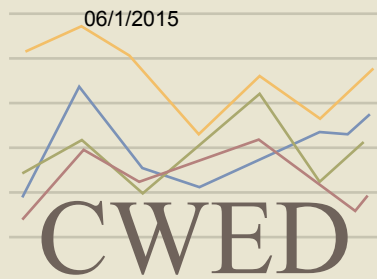
1. Do not pursue increasing the minimum wage at this time (no budget impact);

Update of City of Los Angeles Recent Action to Increase Minimum WagePage 4 of 4

2. Continue to pursue increasing the minimum wage and direct staff to conduct the related analysis (minimal budget impact with a few month turnaround);
3. Continue to pursue increasing the minimum wage and engage an economic consultant to calculate the specific impact on San Fernando (significant budget impact and potentially significant turnaround).

ATTACHMENT:

- A. M. Reich, K. Jacobs, A. Bernhardt, and I. Perry (2014); *The Mayor of Los Angeles' Proposed City Minimum Wage Policy: A Prospective Impact Study*; Center on Wage and Employment Dynamics Study, University of California, Berkeley



Center on Wage and Employment Dynamics

CC Meeting Agenda

Page 181 of 250
ATTACHMENT "A"
POLICY BRIEF
September 2014

Institute for Research on Labor and Employment
University of California, Berkeley

The Mayor of Los Angeles' Proposed City Minimum Wage Policy: A Prospective Impact Study

by Michael Reich, Ken Jacobs, Annette Bernhardt and Ian Perry

This report was prepared at the request of the Mayor of Los Angeles

Michael Reich is a Professor at UC Berkeley and Director of the UC Berkeley Institute for Research on Labor and Employment; Ken Jacobs is the Chair of the UC Berkeley Center for Labor Research and Education; Annette Bernhardt is a visiting professor of sociology and visiting researcher, Institute for Research on Labor and Employment; Ian Perry is a researcher at the UC Berkeley Center for Labor Research and Education.

This report draws on material in Reich, Jacobs and Bernhardt (2014) and Reich, Jacobs, Bernhardt and Perry (2014), as part of a continuing series of policy briefs that the Center on Wage and Employment Dynamics is issuing on local minimum wage policies.

Acknowledgments: We thank staff of the California Employment Development Department as well as Jennifer Bair, Laurel Lucia, Peter Olney and Goetz Wolff for their helpful assistance.

Executive Summary

The Mayor of Los Angeles has requested that UC Berkeley's Institute for Research on Labor and Employment conduct an impact study of his proposal to establish a city-wide minimum wage of \$13.25 an hour by 2017, phased in over three steps. This report therefore examines the effects of the minimum wage policy on Los Angeles workers, businesses and the overall economy. Drawing on a variety of government data sources, we find the following:

About 567,000 workers – or 37 percent of workers covered by the policy – would receive a pay raise under the proposed law by 2017.

- 39 percent of female workers and 35 percent of male workers would receive pay increases.

Workers' hourly wages and annual incomes would rise, resulting in a total increase in aggregate earnings of \$1.8 billion (in 2014 dollars) by 2017.

- Hourly wages of affected workers would rise by an average of \$1.89 per hour.
- Average annual earnings would increase by 21 percent, or about \$3,200 per year.

Adults, workers of color, and working poor families would see significant benefits from the proposed policy.

- 97 percent of affected workers are in their twenties or older, and 59 percent of the workers receiving raises are in their thirties or older.
- The average worker who would benefit from the law contributes 51 percent of his or her family's income.
- Workers of color (black, Hispanic, Asian and other) will disproportionately benefit from the law, representing about 83 percent of affected workers.
- The affected workers have a wide range of educational backgrounds—46 percent have at least some college and 14 percent have a bachelor's degree or higher.
- Over 80 percent of Los Angeles workers who are in low-income families will receive an increase in income from the proposed law.
- The current median annual earnings of affected workers is about \$16,000, or 44 percent of the median annual earnings in Los Angeles (\$36,000).

Previous economic research on federal, state and local minimum wage increases has found little to no measurable effect on employment or hours from minimum wage policies.

- Instead, research evidence indicates that the costs of minimum wage increases are absorbed through reduced worker turnover, improved worker performance and small one-time increases in restaurant prices. Increased costs may also be offset by the additional spending by low-wage workers and their families, acting as an economic stimulus in local economies.

The proposed minimum wage law would have a modest impact on business operating costs and consumer prices.

- About half of all affected workers are employed in four industries: restaurants (17.4 percent); retail trade (13.9 percent); health services (11.7 percent); and administrative and waste management services (9.5 percent).
- Operating costs would increase by 0.6 percent for retailers, by 4.7 percent for restaurants, and by 0.4 percent in the manufacturing sector by the time the proposed law is fully implemented in 2017.
- Restaurant prices would increase by 4.1 percent by the time the law is fully implemented. A \$10 meal would increase by 41 cents, to a total of \$10.41. For retail and the local economy as a whole, price increases would be negligible.
- We cannot rule out the possibility that the restaurant industry might experience small reductions in growth (about 560 fewer jobs a year) over the three year phase-in of the proposed law, and that some apparel manufacturing jobs might relocate outside the city.

The percentage increase in the proposed minimum wage policy is above the average of existing local minimum wage laws, but within their range.

- The proposal would raise Los Angeles' minimum wage by 47.2 percent over 3 years in nominal dollars (adjusted for inflation, the percentage increase is 36.7 percent). The 14 existing local minimum wage laws in the U.S. have mandated an average total increase of 41.3 percent, with a range of 13.3 percent to 84.5 percent.
- The proposed policy would increase the minimum wage to 59 percent of the Los Angeles median wage for full-time workers. This ratio is similar to the ratio for Seattle, and somewhat above the 55 percent historical peak for the ratio of the federal minimum wage to the national median wage.

In sum, the proposed policy would provide significant gains in income to Los Angeles' low-wage workers and their families. Most businesses would be able to absorb the increased costs, and consumers would see a small one-time increase in restaurant prices. The policy's impact on overall employment is not likely to be significant.

Introduction

The Mayor of Los Angeles has requested that UC Berkeley's Institute for Research on Labor and Employment conduct an impact study of his proposed minimum wage law for the city of Los Angeles. The proposal under consideration would establish a minimum wage of \$13.25 an hour for businesses operating in the city by 2017. The minimum wage would be raised to \$10.25 an hour in 2015; to \$11.75 in 2016; and to \$13.25 in 2017 (see Table 1). It would then be indexed to inflation in subsequent years. The proposed law would cover everyone who works in Los Angeles (except state and federal government employees and the self-employed).

In this report, we first estimate the number of workers that would be affected by the law and describe their demographic and job characteristics. We next estimate the resulting increase in wages and analyze their likely impacts on business costs, prices and employment, drawing in part on previous research. We then compare the magnitude of the proposed increase to those in existing local minimum wage laws.

Table 1. The Mayor of Los Angeles' Proposed Minimum Wage Policy

Year	Nominal Dollars	Constant 2014 Dollars
2015	\$10.25	\$10.00
2016	\$11.75	\$11.18
2017	\$13.25	\$12.30

Notes: Constant dollar values are calculated using the average annual change for the past ten years of the Los Angeles-Anaheim-Riverside Consumer Price Index for All Urban Consumers (CPI-U).

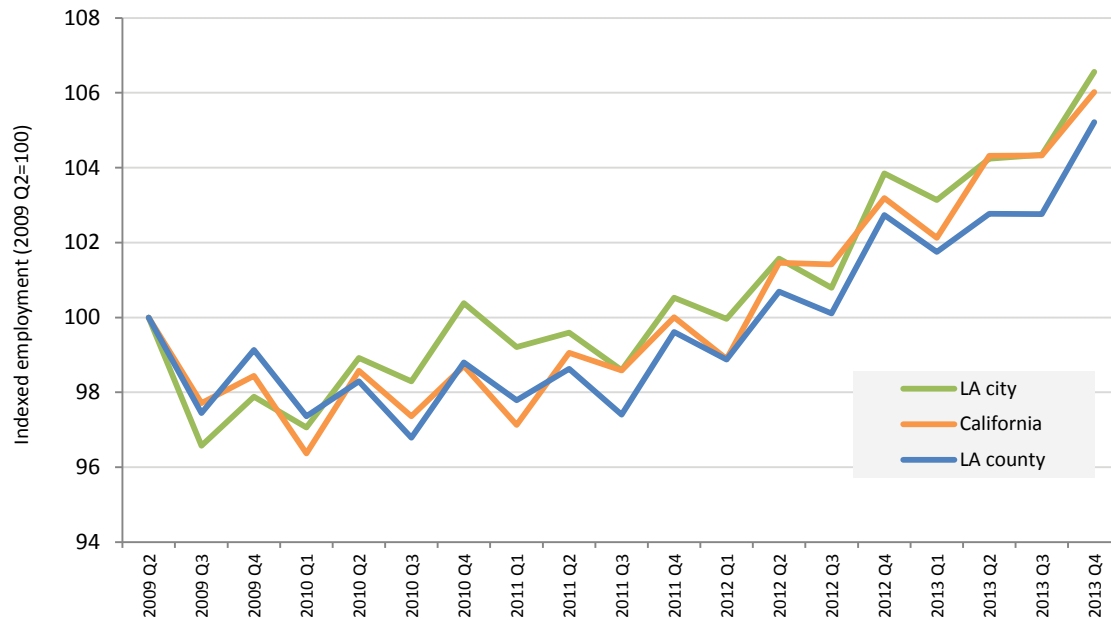
Background

Although Los Angeles experienced significant job losses and unemployment during the Great Recession, its recovery is well on track. Employment growth during the recovery has matched that of California and Los Angeles County (see Figure 1). During the past year (July 2013 to July 2014), the city's employment growth rate of 2.7 percent has outpaced California's of 1.6 percent.¹ And while the city's current unemployment rate of 9.1 percent is higher than California's (7.4 percent), it has been declining at about the same rate as the state's.² In particular, analysts point to the recent rebound of the construction sector in projecting continued economic growth in the coming years (Beacon Economics 2014; Kleinhenz 2014).

By contrast, workers' wages have not recovered. Between 2007 and 2012, median annual earnings (adjusted for inflation) fell by 11.3 percent for those who work in the city of Los Angeles.³ And according to a recent Brookings Institution report, household income inequality in Los Angeles ranks ninth among U.S. cities and has increased since the start of the recession (Berube 2014).

Los Angeles is one of many localities looking to set their minimum wages at levels that reflect local economic conditions and living costs. To date, 14 cities and counties have approved local minimum wage laws, with Seattle capturing national attention this spring when it approved a minimum wage of \$15 an hour, to be phased in over several years. In California, San Jose voters approved a minimum wage initiative in 2012, and San Diego, Berkeley and Richmond all adopted city minimum wage laws this summer. Oakland will vote on a \$12.25 minimum wage in November, and San Francisco will vote on a \$15 minimum wage.

Figure 1. Change in Employment Since Start of Recovery
(Indexed to 2009 Q2)



Source: Quarterly Census of Employment and Wages and UCLA Anderson Forecast (2014). Data are not seasonally adjusted.

Impacts on Workers

Estimated Number of Affected Workers

To estimate the number of workers affected by the proposed minimum wage increase, we obtain the wage distribution of workers in Los Angeles County using the 2012 American Community Survey (ACS), scaled to approximate employment counts for the city of Los Angeles.⁴ This step is necessary because the ACS does not allow us to identify individuals who work in the city of Los Angeles; the smallest geographic area for measuring place of work is the county. (Using place of work data is critical for analyzing wages because 54.4 percent of those who work in the city of Los Angeles live outside the city).⁵ Our analysis suggests that the Los Angeles County wage distribution serves as a good proxy for the city of Los Angeles wage distribution. For example, 2012 median annual earnings were \$31,754 for workers employed in Los Angeles County and \$31,746 for workers employed in the city of Los Angeles.⁶ We do not include self-employed workers or federal or state government employees in our sample, since these groups of workers are not covered by the proposed Los Angeles law (the latter because of limits on city authority to regulate state and federal employers).

After simulating the wage distribution in the city of Los Angeles just before the proposed minimum wage law would go into effect in 2015, we estimate, for each yearly phase-in step, the number of workers that would be affected by the increase and the additional wages they would receive as a result. We also project

the wage distribution if the proposed law is not adopted; our impact estimates are therefore a comparison of wages under the proposed minimum wage law to wages under the state minimum wage law. In constructing these estimates, we also adjust for expected employment growth and wage growth (see Welsh-Loveman, Perry and Bernhardt (2014) for more details).

Our model produces a low and a high estimate to account for measurement error. Both estimates include a directly affected group (workers who make less than the proposed minimum wage) and an indirectly affected group (workers who make slightly more than the proposed minimum wage, but who are also likely to receive a small raise via what is known as the “ripple effect”). The two estimates differ in their assumptions about the size of the ripple effect and the number of very low-wage earners (workers making less than the minimum wage). More information on our methodology is available in the online technical appendix (Welsh-Loveman, Perry and Bernhardt 2014). In this report we present the average of the two estimates, unless otherwise noted.

Table 2 shows the estimated number and percent of workers affected by Los Angeles’ proposed minimum wage increase.⁷ By 2017, 36.9 percent of covered workers will receive pay raises, or about 567,000 workers. The majority of the affected workers are directly affected workers – that is, those earning less than \$13.25 when the law is fully implemented in 2017.

Table 2. Number of Workers Affected by Los Angeles’ Proposed Minimum Wage Increase

Year	Average Estimate		Low Estimate		High Estimate	
	Number of Workers	Percent of Covered Workers*	Number of Workers	Percent of Covered Workers*	Number of Workers	Percent of Covered Workers*
2015	413,000	27.7	390,505	26.1	436,389	29.2
2016	510,000	33.7	489,823	32.3	530,944	35.0
2017	567,000	36.9	544,500	35.4	589,900	38.4

Source: Authors’ analysis of ACS, OES, and QCEW data.

* The proposal does not cover self-employed and state and federal workers.

Note: The average estimate is the average of the low and high estimates.

Estimated Size of Wage Increases

We also estimate the additional earnings that affected workers would receive as a result of the proposed city minimum wage law, relative to their earnings under the state’s minimum wage law. Table 3 presents four measures: the average increase in hourly wages, the average increase in annual earnings, the average percentage increase in annual earnings, and the total projected increase in earnings. By full implementation in 2017, we estimate that hourly wages of affected workers will have risen by about \$1.89 and that their annual earnings will have risen by about \$3,200, an increase of about 21.4 percent. In total, workers will earn about \$1.8 billion more in the first year of full implementation as a result of the higher wage rate. All estimates are expressed in 2014 dollars.⁸

Table 3. Cumulative Pay Increases for Workers Affected by Los Angeles' Proposed Minimum Wage Law (in 2014 dollars)

	2015	2016	2017
Average Hourly Wage Increase	\$0.72	\$1.08	\$1.89
Average Annual Earnings Increase	\$1,100	\$1,800	\$3,200
Average Percent Annual Earnings Increase	8.1	12.3	21.4
Total Increase In Earnings (millions)	\$442	\$936	\$1,831

Source: Authors' analysis of ACS, OES, QCEW, and BLS data.

Notes: Results are cumulative across the phase-in years. Estimates are the average of low and high estimates.

Demographics of Affected Workers

Table 4 profiles key demographic characteristics of the workers affected (both directly and indirectly through the ripple effect) by the proposed Los Angeles minimum wage law.

The first column of Table 4 displays the distribution of affected workers among demographic groups. For example, 50.7 percent of affected workers are women and 49.3 percent are men. Column 2 shows the same breakdown for all covered workers in Los Angeles. The last column shows the percentage of workers in each demographic group that will be affected by the proposed law. For example, 38.6 percent of female workers and 35.2 percent of male workers will receive a wage increase under the proposed law.

Contrary to the common perception that minimum wage workers are mainly teens, we estimate that 97 percent of affected workers are in their twenties or older, and that 59 percent of the workers receiving raises are in their thirties or older. Over one-third (36.4 percent) of affected workers have children and 35 percent are married. On average, affected workers contribute 51.0 percent of family income.

Workers of color will disproportionately benefit from the law, representing about 83 percent of affected workers. Over half of affected workers are immigrants (51.8 percent). The families of affected workers are disproportionately low-income (with 51.3 percent at or below 200 percent of the federal poverty level). Over four-fifths of working poor families will receive an increase in income from the proposed law. Compared to the overall workforce, affected workers are less likely to hold a Bachelor's degree.

Job Characteristics of Affected Workers

In Table 5, we profile the job characteristics of workers affected by the proposed minimum wage law. The median of annual earnings among the affected workers is less than half of the median for the Los Angeles workforce as a whole. Affected workers are also more likely to work part-time and part-year than the overall workforce, and are less likely to have health insurance provided by their employer.

The industry breakdown is also instructive. About half of all affected workers are employed in four industries: restaurants (17.4 percent); retail trade (13.9 percent); health services (11.7 percent); and administrative and waste management services (9.5 percent). (The latter set of industries includes building services contractors and employment agencies). Several smaller industries also have a disproportionate number of affected workers, such as accommodation, apparel manufacturing, social assistance and other services.

Table 4. Demographic Characteristics of Workers Affected by Los Angeles' Proposed Minimum Wage Increase
(all figures are percentages unless otherwise noted)

	% of All Affected Workers	% of All Covered Workers	% of Group Affected
Gender			
Male	49.3	51.6	35.2
Female	50.7	48.4	38.6
Median Age			
	33	39	
Age			
18-19	3.2	1.4	83.2
20-29	38.0	23.8	58.9
30-39	21.7	25.1	31.8
40-54	27.2	35.7	28.1
55-64	9.9	14.0	26.3
Race/Ethnicity			
White (Non-Hispanic)	17.2	29.0	21.9
Black (Non-Hispanic)	5.8	7.4	28.9
Hispanic	62.6	44.9	51.4
Asian (Non-Hispanic)	12.1	16.1	27.7
Other (Non-Hispanic)	2.2	2.6	32.2
Education			
Less than High School	27.8	14.6	70.0
High School or G.E.D.	26.0	18.5	51.8
Some College	26.1	23.5	41.0
Associate's Degree	5.7	7.8	27.0
Bachelor's Degree or Higher	14.5	35.6	15.0
Country of Birth			
U.S. Born	48.2	57.5	31.0
Foreign Born	51.8	42.5	44.9
Family Structure			
Married	35.0	46.6	27.7
Have Children	36.4	42.8	31.4
Family Income Relative to Poverty Level (FPL)			
Less than 100% of FPL	16.1	6.8	87.2
100% to 150% of FPL	18.6	8.4	81.3
150% to 200% of FPL	16.7	9.0	68.1
Greater than 200% of FPL	48.7	75.8	23.6
Average Worker Share of Family Income			
	51.0	62.4	

Source: Authors' analysis of ACS, OES, and QCEW data.

Notes: Estimates for affected workers are the average of low and high impact estimates.

Table 5. Job Characteristics of Workers Affected by Los Angeles' Proposed Minimum Wage Increase
(all figures are percentages unless otherwise noted)

	% of All Affected Workers	% of All Covered Workers	% of Group Getting a Raise
Median Individual Annual Earnings (in 2014 Dollars)	\$16,000	\$36,000	
Full-Time / Part-Time Worker			
Full-Time (35 or More Hours per Week)	67.4	80.3	31.0
Part-Time (Fewer than 35 Hours per Week)	32.6	19.7	61.0
Full-Year / Part-Year Worker			
Full-Year (50-52 Weeks per Year)	82.1	86.0	35.2
Part-Year (Fewer than 50 Weeks per Year)	17.9	14.0	47.1
Sector			
Private Sector Employer	87.6	78.2	41.3
Non-Profit Employer	5.8	7.9	27.2
Local Government	6.6	13.9	17.6
Health Insurance Provided by Employer			
Yes	42.0	66.4	23.3
No	58.0	33.6	63.7
Industry			
Agriculture, Forestry, Fishing, Hunting, and Mining	0.2	0.2	50.0
Construction	2.5	2.7	34.5
Manufacturing	7.2	6.6	39.9
Wholesale Trade	4.5	4.5	36.4
Retail Trade	13.9	9.3	54.9
Transportation, Warehousing, and Utilities	3.6	5.4	24.8
Information and Communications	1.9	3.8	18.3
Finance, Insurance, Real Estate, and Rental and Leasing	3.7	6.3	21.8
Professional, Scientific, and Management	3.8	9.4	15.0
Administrative and Waste Management Services	9.5	6.3	55.6
Educational Services	5.9	8.1	26.8
Health Services	11.7	14.5	29.8
Social Assistance	3.9	3.2	44.4
Arts, Entertainment, Recreation	2.2	2.2	37.0
Accommodation	1.6	1.3	46.4
Restaurants and food services	17.4	8.3	77.3
Other Services	5.8	3.7	57.9
Public Administration	0.7	4.2	6.5

Source: Authors' analysis of ACS, OES, and QCEW data.

Notes: Estimates for affected workers are the average of low and high impact estimates.

Impacts on Businesses

Impact on Costs for Business Owners

We next estimate the impact of Los Angeles' proposed minimum wage law on the operating costs of businesses. Our analysis compares the estimated increase in total labor costs resulting from the proposed law to the existing labor costs paid by employers, drawing on our estimates in Table 2 and Table 3 above.

Table 6. Cumulative Impact of Los Angeles' Proposed Minimum Wage Increase On Business Operating Costs

	2015	2016	2017
Restaurant Industry			
% Change in Payroll Costs	4.2	7.6	14.0
Labor Costs as % of Operating Costs*	31.0	31.9	33.5
% Change in Operating Costs	1.3	2.4	4.7
Retail Industry			
% Change in Payroll Costs	1.3	2.7	5.2
Labor Costs as % of Operating Costs*	11.0	11.1	11.4
% Change in Operating Costs	0.1	0.3	0.6
Manufacturing Sector			
% Change in Payroll Costs	0.8	1.6	3.0
Labor Costs as % of Operating Costs*	13.0	13.1	13.3
% Change in Operating Costs	0.1	0.2	0.4

Source: Authors' analysis of ACS, OES, QCEW, Economic Census, U.S. Census Monthly and Annual Retail Trade and BEA data.

* Labor costs exclude health insurance.

Table 6 shows our analysis of the estimated increase in business operating costs in three industries that play a key role in the Los Angeles economy and that have significant numbers of low-wage workers. By 2017, businesses' total payroll costs will increase by 14.0 percent in the restaurant industry, 5.2 percent in the retail industry, and 3.0 percent in the manufacturing sector, compared to payroll costs under state minimum wage law. However, operating costs will rise by a much smaller amount, since labor costs only make up a portion of total operating costs that businesses face. Labor costs excluding health benefits currently account for 31 percent of restaurant operating costs, 11 percent of retail operating costs and 13 percent of manufacturing operating costs (these percentages will increase over time as labor costs rise due the proposed minimum wage increase).⁹ We therefore estimate that by 2017, total operating costs will increase by 4.7 percent for restaurants, by 0.6 percent for retail and by 0.4 percent for manufacturing, as a result of the proposed minimum wage law.

Offsets to Increased Business Costs

As reviewed in detail by Reich, Jacobs and Bernhardt (2014), businesses absorb the costs of a higher minimum wage in a variety of ways. One mechanism, discussed next, involves increases in prices. Others

include improved worker performance and reduced turnover. We also summarize what the research evidence shows in terms of impacts on employment and hours, and briefly discuss possible responses in apparel manufacturing in particular. Finally, we review the potential benefits from increased spending by affected workers and their families.

Impact on Restaurant and Retail Prices

Firms may adjust to increased costs by passing on some or all of the increases to consumers through higher prices. Since the minimum wage applies to all employers, individual firms such as restaurants that serve the local market will be able to pass costs through to consumers without experiencing a competitive disadvantage within their industry.

Research by Aaronson, French and MacDonald (2008) has found that for every percentage point increase in the minimum wage, restaurant prices rise by 0.072 percent. Preliminary results from a study of San Jose's recent minimum wage increase (from \$8 to \$10 in March 2013) arrive at a similar estimate (Allegretto and Reich 2014). An earlier study (Lee et al. 2000) showed that restaurant operating costs increase by about 0.1 percent for each percentage increase in the minimum wage (see also Benner and Jayaraman 2012). These studies together thus suggest that 70 to 75 percent of cost increases are passed on as higher restaurant prices.

In Table 7 we provide our estimates of the impact on restaurant and retail prices under the proposed Los Angeles minimum wage law.¹⁰ (We do not estimate likely price adjustments for manufacturing because the minimum wage research literature does not offer guidance on how this sector will adjust.) For restaurants, we predict a cumulative increase in prices of 4.1 percent by 2017, which is very similar to the prediction from the research literature above. The price of a \$10 menu item would thus increase very modestly, to \$10.41. (Prices in the restaurant industry overall have increased about 2.1 percent per year in recent years.) For retail trade and the local economy as a whole, price increases would be negligible.

Table 7. Cumulative Percentage Increase of Restaurant and Retail Prices Under Los Angeles' Proposed Minimum Wage Law

	2015	2016	2017
Restaurant Industry	1.1	2.1	4.1
Retail Industry	0.1	0.3	0.5

Source: Authors' analysis of ACS, OES, QCEW, U.S. Census Monthly and Annual Retail Trade and BEA data.

Note: Estimates are the average of low and high estimates.

Impact on Turnover and Productivity

Increasing the minimum wage can also reduce the high levels of job churning that characterize low-wage labor markets. The National Restaurant Association estimates that annual employee turnover in restaurants approaches 75 percent in some restaurant classifications (National Restaurant Association 2010). Turnover levels are high because workers often leave to find a higher-wage job, or because they are unable to stay in their jobs due to poverty-related problems such as difficulties with transportation, child

care, or health. Dube, Naidu and Reich (2007) found that worker tenure increased substantially in San Francisco restaurants after the 2003 minimum wage law, especially in fast-food restaurants. Dube, Lester and Reich (2013) found that a 10 percent increase in the minimum wage results in a 2.1 percent reduction in turnover for restaurant workers. Turnover can be quite costly to firms, even for low-wage workers. Boushey and Glynn (2012) find that the median cost of replacement for a job paying \$30,000 a year or less is 16.1 percent of an employee's annual earnings. As a result, raising the minimum wages can reduce turnover and increase job stability. The associated reduction in employers' recruitment and retention costs offsets about 20 to 25 percent of the costs of minimum wage increases (Dube, Lester and Reich 2013).¹¹

Paying workers more can also affect morale, absenteeism, the number of grievances, customer service, and work effort among other metrics (Reich, Jacobs and Dietz 2014; Hirsch, Kaufman and Zelenska 2011).

Impact on Employment and Hours

The above research on prices, turnover, and work performance helps to explain why an extensive body of research has found few to no measurable impacts on employment or hours from minimum wage increases in the United States. Belman and Wolfson (2014) provide the most extensive recent summary of the minimum wage research literature. They conclude that minimum wage employment effects in the U.S. are "both vanishingly small and not statistically significant in even the most generous test" (p. 168). A separate review of minimum wage research by Schmitt (2013) similarly finds "the minimum wage has little or no discernible effect on the employment prospects of low-wage workers."

Allegretto, Dube, Reich and Zipperer (2013) looked at every state and federal minimum wage increase in the U.S. between 1990 and 2012 and identified several hundred pairs of adjacent counties that were located on different sides of a state border with a minimum wage difference. This research design compares the employment trends of the most affected groups – teens and restaurants – across adjacent counties with different minimum wage levels. The comparison across county borders provides a close proxy for what can be expected from local minimum wage laws. The study finds no statistically significant effects of minimum wage increases on either employment or hours in restaurants and other low-wage industries, controlling for a range of regional and local differences. Using the border county pair method, Aaronson, French and Sorkin (2013) obtained similar results.

Several rigorous studies have analyzed the impact of local minimum wage laws, with similar results. Dube, Naidu and Reich (2007) studied the impact of San Francisco's minimum wage law after it increased from \$6.75 to \$8.50 an hour in 2004. The authors surveyed a sample of restaurants before and after the wage increase. The sample included restaurants from San Francisco as well as neighboring East Bay cities that were not covered by the policy.

The authors found no statistically significant negative effects on either employment or the proportion of full-time jobs as a result of the San Francisco law. This finding holds for both full-service and fast-food restaurants (one might expect more sensitivity to a higher minimum wage in the latter). Figure 2 shows the results from their follow-up study (Reich, Jacobs, and Dietz 2014). Restaurant employment in San Francisco rose slightly faster than in surrounding counties after the minimum wage increase, and again after San Francisco implemented two additional policies (paid sick leave and a health spending requirement).

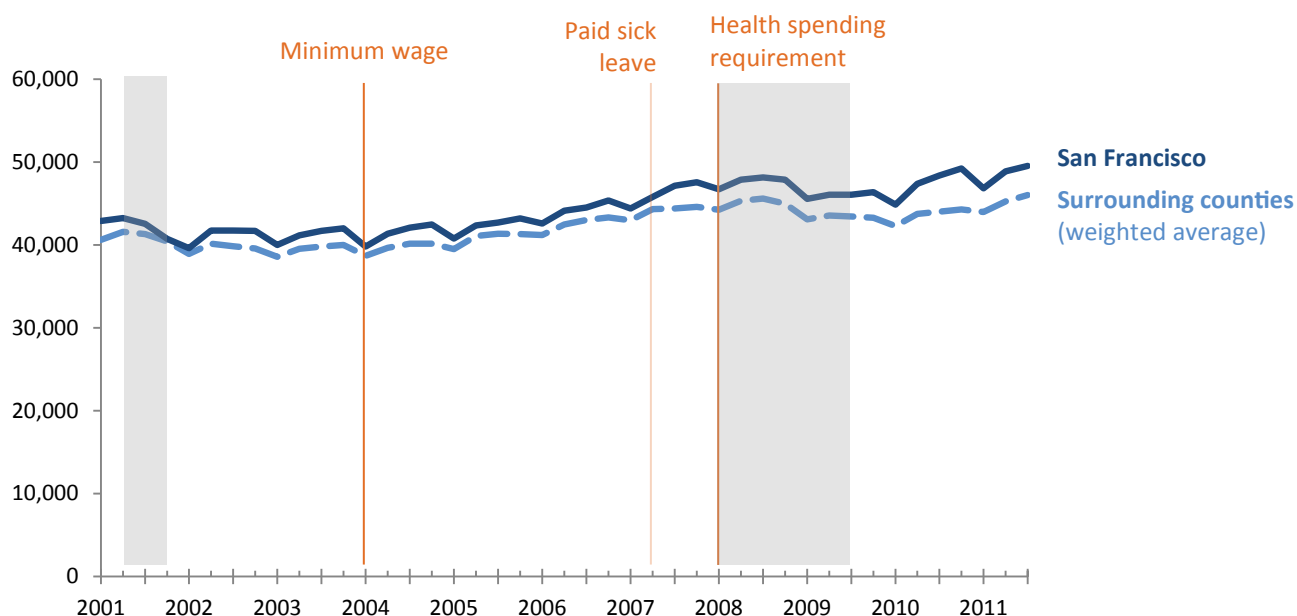
Potter (2006) studied the impact of Santa Fe's minimum wage law after it increased from \$5.15 to

\$8.50 in 2004, a substantial increase of 65 percent. Potter compares changes in employment at Santa Fe businesses before and after the ordinance went into effect, and to changes in employment in nearby Albuquerque over the same time period. (Albuquerque did not have a city minimum wage law at that time.) Potter found no statistically significant negative impact of Santa Fe's minimum wage increase on the city's employment. This finding also held for accommodation and food services, the industries with the highest proportion of minimum wage workers.

Schmitt and Rosnick (2011) studied the impact of city minimum wage laws in San Francisco and Santa Fe, comparing employment trends in these cities before and after their minimum wage increases to control groups of surrounding suburbs and nearby metropolitan areas. The authors focused on fast-food restaurants, food services, retail trade, and other low-wage industries, and found no discernible negative employment effects, even three years after the ordinances were implemented.¹²

In summary, the best research studies find that minimum wage mandates (in the range implemented to date) do not have a statistically significant negative effect on employment or hours. However, the minimum wage increase proposed for Los Angeles is higher than the range studied in existing research. We therefore cannot rule out limited disemployment effects in highly affected industries. The most affected industries are likely to be restaurants (and apparel manufacturing, to which we turn below). To illustrate the potential magnitudes involved, we have modeled a scenario that uses high-range estimates of restaurant employment losses due to minimum wage increases (Allegretto et al. 2013; Zipperer 2014). Under this scenario, the proposed law might reduce restaurant employment growth in the city of Los Angeles by about 560 jobs per year – or 0.5 percent of annual employment – over the next three years. To place this estimate in context, consider that the Los Angeles restaurant industry grew by 3.5 percent from February 2013 to February 2014 (Beacon Economics 2014). This estimate can also be compared to the large number of Los Angeles' restaurant workers – 77 percent – who will receive significant wage increases.

Figure 2. Bay Area Restaurant Employment



Source: Reich, Jacobs and Dietz (2014)

Notes: Shaded areas indicate recessions. Surrounding counties include San Mateo, Santa Clara, and Alameda Counties.

Impact on the Location of Apparel Manufacturing

Wages in the Los Angeles manufacturing sector range from very low in apparel manufacturing to much higher in aerospace and biotech manufacturing. As seen in Table 6, the impact on operating costs for the city's manufacturing sector as a whole is relatively small, but this estimate averages across very different industries. In particular, for apparel manufacturing, the impact of the proposed minimum wage law on operating costs by 2017 is larger, at 3.3 percent. Unfortunately, the existing research literature does not give guidance on how apparel firms are likely to adjust to minimum wage increases. We do know that employment in the Los Angeles apparel industry exhibits a long-term downward trend due to the globalization of production, and that the industry currently represents 1.7 percent of employment (28,000 jobs in the third quarter of 2013). Two scenarios are possible for the firms that remain.¹³ On the one hand, the apparel manufacturers that still operate in Los Angeles are there because of specific location advantages, serving just-in-time markets or specializing in higher-end segments of the industry – and those advantages might outweigh the impact of a minimum wage increase. If all manufacturers in the city fit this description, employment would not decline because of the proposed law, but prices might increase by as much as 3.3 percent. On the other hand, smaller garment contractors in particular are quite mobile and therefore might move from the city of Los Angeles to other locations within the county, where the minimum wage would remain lower. The actual effect is likely to be somewhere between these two scenarios.

Impact on Consumer Spending

Finally, a higher minimum wage will boost consumer spending by low- and moderate-income households whose workers receive pay increases, which in turn can act as a modest economic stimulus (Cooper and Hall 2012). Low-wage workers spend a greater share of their income than do other income groups. As with other forms of economic stimulus, the increased spending would have a multiplier effect resulting in additional benefits to economic growth (Aaronson and French 2013; Cooper and Hall 2012). The industries that would gain the most from increased consumer spending include those that are also more highly affected by the minimum wage increase – such as restaurants and retail.¹⁴ While not all of the increased spending would be captured in the city, it would have a positive impact on consumer demand in the economic region. A full estimation of the consumer spending impact in Los Angeles is beyond the scope of this paper. But this stimulus effect is likely one of the factors that explains the consistent finding in the literature of no significant net employment effects of minimum wage increases.

The Overall Impact on the Los Angeles Economy

Given the above analysis, how will the proposed minimum wage increase affect the Los Angeles economy as a whole? There will be both positive and negative effects, and a key question is which will be larger. On the positive side, as Table 3 reports, by the time the law is fully implemented, Los Angeles' low-wage workers would receive about \$1.8 billion more in pay, beyond what they would receive under scheduled increases in the state's minimum wage law. These workers and their families will in turn spend this amount, some of it in Los Angeles, some of it in the rest of the county, and some elsewhere. The spending that takes place in Los Angeles will increase the level of economic activity. Also on the positive side, employer turnover costs will fall and worker productivity will increase. On the negative side, there may be a small reduction in restaurant growth during the law's phase-in period, some apparel jobs may relocate outside the city, some companies may earn lower profits, and we can expect a modest one-time price

increase, mainly in the restaurant industry. For moderate minimum wage increases, the findings in the minimum wage research literature indicate that these positive and negative effects on the overall economy balance each other out, without measurable net effects either way.

Still, the economic research summarized above is necessarily limited to studying the minimum wage laws that have been implemented to date. While these studies are suggestive, they cannot tell us definitively what might occur when minimum wages are increased significantly beyond existing local, state, or federal mandates. It is therefore useful to ask how Los Angeles' proposed minimum wage increase compares to those that have been implemented in the past.

Comparison to Other Minimum Wage Increases

As shown in Table 8, at the point of full implementation in 2017, the proposed ordinance will have increased Los Angeles' minimum wage by 47.2 percent in nominal dollars (adjusting for inflation, the percentage increase is 36.7 percent).

This percentage increase in the minimum wage is within the range of other local minimum wage laws. The 14 other local minimum wage laws in the U.S. have mandated a total average increase of 41.3 percent in their minimum wage, with a range of 13.3 to 84.5 percent.¹⁵ A number of these laws were also phased in over time. Across all existing local laws, first-year increases ranged from 6.7 to 65.0 percent, with an average of 22.0 percent. The first-year increase in Los Angeles would be 13.9 percent, so again, Los Angeles' proposed increase falls within the range of other cities' laws.

Table 8. Proposed Los Angeles Minimum Wage Increase Compared to Existing Local Minimum Wage Increases

	Proposed Los Angeles Increase	Existing Local Minimum Wage Laws	
		Average Increase	Range of Increases
Overall Increase	47.2	41.3	13.3 – 84.5
First-Year Increase	13.9	22.0	6.7 – 65.0

Source: Authors' analysis of statutory increases in 14 existing local minimum wage laws.

Note: Increases calculated in nominal dollars

The ratio of the minimum wage to the median full-time wage provides another measure used by economists to determine the ability of an economy to absorb higher minimum wage levels. The proposed final 2017 wage of \$13.25 (converted to 2014 dollars) equals 59 percent of the 2014 median full-time wage in Los Angeles of \$20.81 an hour. This ratio is above the historical range of the federal minimum wage/median ratio, which reached 55 percent in 1968 (Dube 2013) and it is equal to the 59 percent ratio in the new Seattle law (Weissman 2014). New research by Zipperer (2014) shows that the overall effects of past minimum wage increases have been no greater at up to 55 percent of the median wage than at lower percentages. The Los Angeles proposal can also be compared to current California minimum wage law. The minimum wage/median wage ratio will increase to just under 50 percent when California's minimum wage increases to \$10 on January 1, 2016 (Allegretto, Reich and West 2014).

While these perspectives on past increases are instructive, the share of workers projected to receive wage increases under the proposed law (37 percent), is higher than found in research on other laws. Caution is therefore required. As we have mentioned in the context of the restaurant industry, Los Angeles' proposed minimum wage increase could increase restaurant prices by about 4.1 percent, which in turn might have a small effect on restaurant industry growth. We also cannot estimate how low-wage manufacturing industries such as apparel will be affected. Nonetheless, the effect on employment overall in Los Angeles is not likely to be significant. The phase-in period would provide additional information on this issue.

Conclusion

Drawing on a variety of government data sources, we estimate that 567,000 workers would benefit from the proposed minimum wage law, with the average worker earning an additional \$3,200 a year (once the law is fully implemented). Our analysis of the existing economic research literature suggests that most businesses will adjust to modest increases in operating costs through reduced employee turnover costs, improved work performance, and a small, one-time increase in restaurant prices. A few industries might experience slower growth or some relocation of jobs outside the city; these effects would be far outweighed by the income increases of the low-wage workforce as a whole.

The existing research evidence is based upon minimum wage increases between 1990 and 2012, which did not reach the levels now being proposed or enacted by Los Angeles, San Francisco, Seattle and other localities. Prudence therefore suggests that the actual effects of the law should be monitored.

References

- Aaronson, Daniel and Eric French. 2013. "How Does a Minimum Wage Hike Affect Aggregate Household Spending?" *Chicago Fed Letter 313*, Federal Reserve Bank of Chicago. https://www.chicagofed.org/digital_assets/publications/chicago_fed_letter/2013/cflaugust2013_313.pdf
- Aaronson, Daniel, Eric French and James MacDonald. 2008. "The Minimum Wage, Restaurant Prices, and Labor Market Structure." *Journal of Human Resources* 43(3): 688-720.
- Aaronson, Daniel, Eric French and Isaac Sorkin. 2013. "Firm Dynamics and the Minimum Wage: a Putty-Clay Approach." Working Paper 2013-26. Research Department, Federal Reserve Board of Chicago. https://www.chicagofed.org/digital_assets/publications/working_papers/2013/wp2013_26.pdf.
- Allegretto, Sylvia, Arindrajit Dube, Michael Reich and Ben Zipperer. 2013. "Credible Research Designs for Minimum Wage Studies." Working Paper No. 148-13. Institute for Research on Labor and Employment, UC Berkeley. <http://www.irle.berkeley.edu/workingpapers/148-13.pdf>.
- Allegretto, Sylvia and Michael Reich. 2014. "Minimum Wage Effects on Prices: Preliminary Results." Paper presented at the Portland meetings of the Labor and Employment Research Association.
- Allegretto, Sylvia, Michael Reich and Rachel West. 2014. "Ten Dollars or Thirteen Dollars: Comparing the Effects of State Minimum Wage Increases in California." Policy Brief. Center on Wage and Employment Dynamics, UC Berkeley. <http://www.irle.berkeley.edu/cwed/briefs/2014-02.pdf>.
- Beacon Economics. 2014. The Regional Outlook: Los Angeles. https://beaconecon.com/products/regional_outlook_los_angeles.
- Belman, Dale and Paul Wolfson. 2014. *What Does the Minimum Wage Do?* Kalamazoo, MI: W.E. Upjohn Institute for Employment Research.
- Benner, Chris and Saru Jayaraman. 2012. "A Dime a Day: the Impact of the Harkin/Miller Proposal on the Price of Food." University of California Berkeley Food Labor Research Center, Food Chain Workers Alliance and Restaurant Opportunities Center. http://laborcenter.berkeley.edu/foodlabor/price_food12.pdf.
- Berube, Alan. 2014. "All Cities Are Not Created Equal." Brookings Institution, Appendix. <http://www.brookings.edu/~media/research/files/papers/2014/02/city%20inequality/appendix.pdf>.
- Boushey, Heather and Sarah Glynn. 2012. "There are Significant Business Costs to Replacement Employees." Center for American Progress. <http://www.americanprogress.org/wp-content/uploads/2012/11/CostofTurnover.pdf>.

-
- Cooper, David and Doug Hall. 2012. "Raising the Federal Minimum Wage to \$10.10 Would Give Working Families, and the Overall Economy, A Much-Needed Boost." Economic Policy Institute. <http://www.epi.org/publication/bp357-federal-minimum-wage-increase/>.
- Dube, Arindrajit. 2013. "Statement by Arindrajit Dube before the U.S. Senate Committee on Health, Education, Labor & Pensions." <http://www.help.senate.gov/imo/media/doc/Dube1.pdf>.
- Dube, Arindrajit, William Lester and Michael Reich. 2013. "Minimum Wage Shocks, Employment Flows and Labor Market Frictions." Working Paper No. 149-13. Institute for Research on Labor and Employment, UC Berkeley. <http://www.irle.berkeley.edu/workingpapers/149-13.pdf>.
- Dube, Arindrajit, Suresh Naidu and Michael Reich. 2007. "The Economic Effects of a Citywide Minimum Wage." *Industrial and Labor Relations Review* 60(4): 522-543.
- Hirsch, Barry T., Bruce Kaufman, and Tetyana Zelenska. 2011. "Minimum Wage Channels of Adjustment." IZA Discussion Paper No. 6132. Institute for the Study of Labor. http://www2.gsu.edu/~ecobth/IZA_HKZ_MinWageCoA_dp6132.pdf.
- Kleinhenz, Robert. 2014. "2014-15 LAEDC Economic Forecast and Industry Outlook." Los Angeles County Economic Development Corporation, February 19. Retrieved at <http://laedc.org/wp-content/uploads/2014/02/LAEDC-Kleinhenz-2014-Forecast-overview-slides.pdf>.
- Lee, Chinkook, Gerald Schluter and Brian O'Roark. 2000. "Minimum Wage and Food Prices: An Analysis of Price Pass-Through Effects." *International Food and Agribusiness Management Review* 3: 111-128.
- National Restaurant Association and Deloitte & Touche LLP. 2010. "Restaurant Industry Operations Report 2010 Edition."
- Potter, Nicholas. 2006. "Measuring the Employment Impacts of the Living Wage Ordinance Santa Fe, New Mexico." University of New Mexico, Bureau of Business and Economic Research. <https://bber.unm.edu/pubs/EmploymentLivingWageAnalysis.pdf>.
- Reich, Michael, Ken Jacobs and Annette Bernhardt. 2014. "Local Minimum Wage Laws: Impacts of Workers, Families, and Businesses." Working Paper No. 104-14. Institute for Research on Labor and Employment, UC Berkeley. <http://www.irle.berkeley.edu/workingpapers/104-14.pdf>.
- Reich, Michael, Ken Jacobs, Annette Bernhardt and Ian Perry. 2014. "The Impact of Oakland's Proposed City Minimum Wage Law: A Prospective Study." Center on Wage and Employment Dynamics, Institute for Research on Labor and Employment, UC Berkeley, Berkeley, CA. <http://www.irle.berkeley.edu/cwed/briefs/2014-01.pdf>.
- Reich, Michael, Ken Jacobs and Miranda Dietz (eds.) 2014. *When Mandates Work: Raising Labor Standards at the Local Level*. Berkeley, CA: University of California Press.
-

Schmitt, John. 2013. "Why is There No Discernable Employment Effect of the Minimum Wage." Washington, DC: Center for Economic and Policy Research. <http://www.cepr.net/documents/publications/min-wage-2013-02.pdf>.

Schmitt, John and David Rosnick. 2011. "The Wage and Employment Impact of Minimum-Wage Laws in Three Cities." Center for Economic and Policy Research. <http://www.cepr.net/documents/publications/min-wage-2011-03.pdf>.

UCLA Anderson Forecast. 2014. Los Angeles City Monthly Employment Estimate. Retrieved at <https://performance.lacity.org/dataset/UCLA-Anderson-Forecast-Los-Angeles-City-Monthly-Em/ksyv-cia6>.

Weissman, Jordan. 2014. "The Left's Favorite Minimum Wage Expert Weighs In on Seattle's \$15 Plan." *Slate Moneybox*, May 8. http://www.slate.com/blogs/moneybox/2014/05/08/seattle_raising_its_minimum_wage_to_15_arindrajit_dube_weighs_in.html.

Welsh-Loveman, Jeremy, Ian Perry and Annette Bernhardt. 2014. "Data and Methods for Estimating the Impact of Proposed Local Minimum Wage Laws." Institute for Research on Labor and Employment, UC Berkeley. <http://irle.berkeley.edu/workingpapers/114-14-data-and-methods.pdf>.

Yelowitz, Aaron. 2005a. "Santa Fe's Living Wage Ordinance and the Labor Market." Employment Policies Institute. http://www.epionline.org/studies/yelowitz_09-2005.pdf

Yelowitz, Aaron. 2005b. "How Did the \$8.50 Citywide Minimum Wage Affect the Santa Fe Labor Market?" Employment Policies Institute. http://www.epionline.org/studies/yelowitz_12-2005.pdf.

Yelowitz, Aaron. 2012. "The Labor Market Effects of Citywide Compensation Floors." Employment Policies Institute. http://www.epionline.org/studies/yelowitz_12-2005.pdf.

Zipperer, Ben. 2014. Unpublished Ph.D. dissertation. Department of Economics, University of Massachusetts-Amherst.

Endnotes

¹ Current Employment Statistics, retrieved from <http://www.labormarketinfo.edd.ca.gov/Content.asp?pageid=1006>.

² Bureau of Labor Statistics, Local Area Unemployment Statistics and U.S. Census Bureau, Quarterly Workforce Indicators. Data are not seasonally adjusted.

³ U.S. Census Bureau, American Community Survey, 2007 and 2012, 1-Year Estimates, Table B08521. For 2007, earnings were adjusted to 2012 dollars using the average annual change for the past ten years of the Los Angeles-Anaheim-Riverside Consumer Price Index for All Urban Consumers (CPI-U).

⁴ According to the Quarterly Census of Employment and Wages, the city of Los Angeles accounted for 37.6 percent of Los Angeles County employment in the third quarter of 2013.

⁵ Inflow/Outflow Report, Los Angeles City, 2011, OnTheMap (<http://onthemap.ces.census.gov>). Accessed August 27, 2014.

⁶ U.S. Census Bureau; American Community Survey, 2012 1-Year Estimates, Table B08521; <<http://factfinder2.census.gov>>; accessed 26 August 2014.

⁷ The sampling margin of error for the percent of workforce affected is +/- 0.8 percent for the average estimate.

⁸ Constant dollar values are calculated using the average annual change for the past ten years of the Los Angeles-Anaheim-Riverside Consumer Price Index for All Urban Consumers (CPI-U)..

⁹ To determine the labor share of operating costs in retail trade, we use data from the [U.S. Census Monthly and Annual Retail Trade Reports](#), which provide data on retail sales, payroll costs, merchandise purchased for resale, and detailed operating expenses. We add operating expenses and purchases together to determine total operating costs. We add the costs of fringe benefits (minus health insurance) to annual payroll to estimate total labor costs. Health benefits are excluded since, unlike payroll taxes and workers' compensation insurance, the costs of the benefits will not change if wages are increased. Dividing labor costs by operating costs gives us the labor share in retail trade. For the restaurant industry, we use industry data on gross operating surplus available from the [Bureau of Economic Analysis Input-Output Account Data](#) (Use Table, 2012, Before Redefinitions, Producer Value). We subtract gross operating surplus from sales to get total restaurant operating costs, and then proceed as was done for retail. For manufacturing industries we use data from the [2012 Economic Census \(Table EC1231I1\)](#). To determine operating expenses we add together payroll costs and fringe benefits, total cost of materials, total capital expenditures, depreciation, rental or lease payments, and all other operating expenses. To determine labor costs we add together payroll costs and fringe benefits excluding health insurance.

¹⁰ The table shows the average of the low and high estimate. The low estimate uses the estimated increase in operating costs from Table 6, and assumes that 75 percent of those costs are passed through to consumers. The high estimate also uses the estimate for increases in operating costs, but assumes that 100 percent of the costs are passed through to consumers.

¹¹ An increased minimum wage may also lead to greater firm turnover in the time period immediately following the increase as well. A recent study at the Chicago Federal Reserve Board (Aaronson, French and Sorkin 2013) estimates that while a larger number of restaurants exit the industry after a minimum wage increase, they are replaced by an equal number of new and similarly-sized entrants, and that overall employment does not change.

¹² The restaurant industry-backed Employment Policies Institute has produced three studies of Santa Fe and San Francisco (Yelowitz 2005a; 2005b; 2012). In our assessment, these studies suffer from serious methodological

problems that make the results unreliable. They also offer contradictory results; see Reich, Jacobs and Bernhardt (2014) for details.

¹³ This discussion has benefited greatly from conversations with Goetz Wolff, Luskin School of Public Affairs, UCLA.

¹⁴ Based on author's analysis using IMPLAN 3.0, 2010.

¹⁵ These calculations include recent laws passed in Seattle, Richmond, Berkeley, San Diego and Las Cruces. We have confirmed that the average increase is similar when dropping very high and very low observations.

Center on Wage and Employment Dynamics

Institute for Research on Labor and Employment
University of California, Berkeley
2521 Channing Way #5555
Berkeley, CA 94720-5555
(510) 643-8140
<http://www.irle.berkeley.edu/cwed>

*This Page
Intentionally
Left Blank*



AGENDA REPORT

To: Mayor Joel Fajardo and Councilmembers

From: Brian Saeki, City Manager
By: Chris Marcarello, Deputy City Manager/Public Works Director

Date: June 1, 2015

Subject: Consideration to Adopt Ordinance No. 1642 Updating Municipal Code, Article III, Stormwater and Urban Runoff Pollution Control

RECOMMENDATION:

It is recommended that the City Council introduce for a first reading, in title only, of Ordinance No. 1642 (Attachment "A") titled, "An Ordinance of the City Council of the City of San Fernando Amending Article III, Stormwater and Urban Runoff Pollution Control Low Impact Development (LID) Requirements Pursuant to the National Pollutant Discharge Elimination System (NPDES) Permit Requirements for the Municipal Separate Storm Sewer System (MS4).

BACKGROUND:

1. On November 8, 2012, the Los Angeles Regional Water Quality Control Board (Regional Board) adopted Order R4-2012-0175, the newest municipal National Pollutant Discharge Elimination Systems Permit (MS4 Permit), which became effective on December 28, 2012. This MS4 Permit contained a number of new LID requirements for development and redevelopment activities, and incentives for permittees willing to work cooperatively with other agencies in watershed planning efforts.
2. On December 2, 2013, the City Council approved participation in the Upper Los Angeles River Enhanced Watershed Management Plan Group and authorized the City's participation in the Upper Los Angeles River Enhanced Watershed Management Plan (ULAR-EWMP). Electing to participate in the development of the ULAR-EWMP provided a 24-month extension to the City for LID requirements of the Permit to be incorporated into the City's Municipal Code.

Consideration to Adopt Ordinance No. 1642 Updating Municipal Code, Article III, Stormwater and Urban Runoff Pollution ControlPage 2 of 3

ANALYSIS:

The City of San Fernando is a permittee under the MS4 permit which was adopted by the California Regional Water Quality Central Board, Los Angeles Region, on November 8, 2012. This permit contains all regulations and requirements for subject cities in Los Angeles County for compliance with the NPDES program.

The NPDES program for municipal dischargers, established by the federal Clean Water Act, requires the permittee to demonstrate that they have the necessary legal authority to prohibit non-storm water discharges to the MS4, as well as possess adequate legal authority to develop and enforce storm water and non-storm water ordinances for its jurisdiction. A new MS4 permit is issued to municipal dischargers approximately every five years.

The 2012 MS4 Permit requires that minor edits be made throughout Article III of the City's Municipal Code for consistency with the new terminology and requirements. In addition, the MS4 Permit requires the incorporation of Low Impact Development (LID) requirements into the City's Municipal Code. This ordinance will now require development and redevelopment activities to change post construction controls from a Standard Urban Stormwater Mitigation Plan (SUSMP) requiring traditional structural Best Management Practices (BMPs) to a Storm Water Mitigation Plan (SWMP) that incorporates LID practices. These LID requirements are intended to lessen the impacts of development by using smart growth practices, including preserving and recreating natural landscape features and minimizing impervious features to create functional site drainage that treats stormwater as a resource rather than a water product. Examples of LIDs are swales with sump wells and parking lots that drain into adjacent vegetated areas.

The new LID ordinance will require developers of projects to submit and receive approval for a LID plan prior to the issuance of grading and building permits. The following projects must comply with LID regulation:

- New development projects involving one (1) acre or greater of distributed area and adding more than 10,000 square feet of impervious area;
- New industrial parks and commercial centers with 10,000 square feet or more of surface area;
- New retail gas stations with 5,000 square feet or more of impervious area or 25 or more parking spaces;
- New auto service facilities with 5,000 square feet or more of service area.

Under this new requirement, LID plans will be reviewed during the plan check process for development projects.

Consideration to Adopt Ordinance No. 1642 Updating Municipal Code, Article III, Stormwater and Urban Runoff Pollution ControlPage 3 of 3

The City is required to have these proposed revisions to the storm water ordinance in effect no later than June 28, 2015.

BUDGET IMPACT:

The adoption of Ordinance No.1642 will have no impact on the proposed Fiscal Year 2015-2016 budget.

CONCLUSION:

Pursuant to the City's MS4 Permit requirements, it is recommended that the City Council introduce and give first reading by title only to the attached Ordinance.

ATTACHMENT:

A. Ordinance No. 1642

ATTACHMENT “A”**ORDINANCE NO. 1642****AN ORDINANCE OF THE CITY OF SAN FERNANDO
AMENDING ARTICLE III – STORMWATER AND URBAN
RUNOFF POLLUTION CONTROL LOW IMPACT
DEVELOPMENT (LID) REQUIREMENTS PURSUANT TO
THE NATIONAL POLLUTANT DISCHARGE
ELIMINATION SYSTEM (NPDES) PERMIT
REQUIREMENTS FOR THE MUNICIPAL SEPARATE
STORM SEWER SYSTEM (MS4)**

The City Council of the City of San Fernando does ordain as follows:

Section 1. Article III – Storm and Urban Runoff Pollution Control of the San Fernando City Code is hereby amended to read as follows:

Sec. 34-96. - Title.

This article shall be known as the City of San Fernando Stormwater and Urban Runoff Pollution Control Low Impact Development (LID) Requirements Pursuant to the National Pollutant Discharge Elimination System (NPDES) Permit Requirements for the Municipal Separate Storm Sewer System (MS4) Ordinance.

(Code 1957, § 22A.70)

Sec. 34-97. - Purpose and intent.

- (a) The purpose of this article is to ensure the future health, safety and general welfare of the citizens of the city and the water quality of the receiving waters of the county and surrounding coastal areas by:
 - (1) Reducing pollutants in stormwater discharges to the maximum extent possible;
 - (2) Regulating illicit connections and illicit discharges and thereby reducing the level of contamination of stormwater and urban runoff into the city stormwater system; and
 - (3) Regulating nonstormwater discharges to the city stormwater system.
- (b) The intent of this article is to protect and enhance the quality of watercourses, water bodies, and wetlands within the city in a manner consistent with the Federal Clean Water Act, the California Porter-Cologne Water Quality Control Act and the city National Pollutant Discharge Elimination System (NPDES) permit.
- (c) This article is also intended to provide the city with the legal authority necessary to control discharges to and from those portions of the city stormwater system over which it has jurisdiction, as required by the city NPDES permit, and thereby fully and timely comply with the terms of the city NPDES permit while the Countywide Storm Water Management Plan CSWMP and the Upper Los Angeles River Enhanced Watershed Management Plan or “ULAR EWMP” is being developed by the permittees under the city NPDES permit, and in contemplation of the subsequent

amendment of this article or adoption by the city of additional provisions of this article to implement the subsequently adopted CSWMP and ULAR EWMP or other programs developed under the city NPDES permit.

- (d) This chapter also sets forth requirements for the construction and operation of certain "Commercial Development", "New Development", "Redevelopment", "Priority Planning Projects" and other projects (as further defined herein) that are intended to ensure compliance with the stormwater mitigation measures prescribed in the current version of the Standard Urban Stormwater Mitigation Plan (SUSMP), ULAR EWMP, or other documents approved by the Regional Water Quality Control Board-Los Angeles Region ("LARWQCB"), and on file in the office of the city clerk of this city. This chapter authorizes the Director (herein identified as the city's Public Works Director) to define and adopt applicable Best Management Practices and other stormwater pollution control measures, to grant waivers from certain requirements, as provided herein, to cite infractions and to impose fines pursuant to this chapter. Except as otherwise provided herein, the Director shall administer, implement and enforce the provisions of this article of this chapter of the city code.

(Code 1957, § 22A.71; Ord. No. 1517, § 1, 9-5-2000; Ord. No. 1519, § 2, 2-5-2001)

Sec. 34-98. - Definitions.

Except as specifically provided herein, any term used in this chapter shall be defined as that term is defined in the current city NPDES permit, or in the most recent version of the standard urban storm water mitigation plan ("SUSMP"), ULAR EWMP, or other documents approved by the Los Angeles Regional Water Quality Control Board, State Water Resources Control Board, or if it is not specifically defined in either the city NPDES permit or LARWQCB approved planning documents, then as such term is defined in the Federal Clean Water Act, as amended, and/or the regulations promulgated thereunder. If the definition of any term contained in this section conflicts with the definition of the same term in the current city NPDES permit or LARWQCB approved planning document, then the definition contained in the city NPDES permit shall govern and, if not set forth in the city NPDES permit, the definition contained in the ULAR EWMP shall govern. The following words and phrases shall have the following meanings when used in this chapter:

Area susceptible to runoff means any surface directly exposed to precipitation or in the path of runoff caused by precipitation, which path leads off the parcel on which the surface is located.

Automotive service facilities means a facility that is categorized in any one of the following Standard Industrial Classification (SIC) codes: 5013, 5014, 5511, 5541, 7532-7534, or 7536-7539 (as amended).

Best management practices (BMPs) means activities, practices, facilities, and/or procedures that when implemented to their maximum efficiency will prevent or reduce pollutants in discharges and any program, technology, process, siting criteria, operational methods or measures, or engineered systems that when implemented prevent, control, remove, or reduce pollution. Examples of BMP's may include, but are

not limited to public education and outreach, proper planning of development projects, proper cleaning of catch basin inlets, and proper sludge or waste-handling and disposal.

Biofiltration means a Low Impact Development (LID) BMP that reduces Storm Water Pollutant Discharges by intercepting rainfall on vegetative canopy, and through incidental Infiltration and/or evapotranspiration, and filtration. Incidental Infiltration is an important factor in achieving the required pollutant load reduction.

Bioretention means a LID BMP that reduces stormwater runoff by intercepting rainfall on vegetative canopy, and through evapotranspiration and Infiltration.

City means the City of San Fernando.

Clean Water Act or CWA means the Federal Water Pollution Control Act enacted in 1972, by Public Law 92-500, and amended by the Water Quality Act of 1987. The Clean Water Act prohibits the Discharge of Pollutants to Waters of the United States unless the Discharge is in accordance with an NPDES permit.

Commercial development means any development on private land that is not heavy industrial or residential. The category includes, but is not limited to: hospitals, laboratories and other medical facilities, educational institutions, recreational facilities, plant nurseries, car wash facilities, mini-malls and other business complexes, shopping malls, hotels, office buildings, public warehouses and other light industrial complexes.

Construction means constructing, clearing, grading, or excavation that results in soil disturbance. Construction includes structure teardown. It does not include: routine maintenance to maintain original line and grade, hydraulic capacity, or original purpose of facility; emergency construction activities required to immediately protect public health and safety; interior remodeling with no outside exposure of construction material or construction waste to storm water; mechanical permit work; or sign permit work.

Control means to minimize, reduce, eliminate, or prohibit by technological, legal, contractual or other means, the discharge of pollutants from an activity or activities.

CSWMP means the countywide stormwater management plan being developed by the permittees under the city NPDES permit.

Development means any construction, rehabilitation, redevelopment or reconstruction of any public or private residential project (whether single-family, multi-unit or planned unit development, or mixed-use developments); industrial, commercial, retail and other nonresidential projects, including public agency projects; or mass grading for future construction. It does not include routine maintenance to maintain original line and grade, hydraulic capacity, or original purpose of facility, nor does it include emergency construction activities required to immediately protect public health and safety.

Directly adjacent means situated within 200 feet of the contiguous zone required for the continued maintenance, function, and structural stability of the environmentally sensitive area.

Director means the city's Public Works Director, or his or her designee, and shall be considered the authorized "enforcement officer" of this article of this chapter of the city code.

Discharge means any release, spill, leak, pump, flow, escape, dumping, or disposal of any liquid, semi-solid, or solid substance.

Discharge of a pollutant means any addition of any "pollutant" or combination of pollutants to "waters of the United States" or "waters of the State" from any "point source" or, any addition of any pollutant or combination of pollutants to the waters of the "contiguous zone" or the ocean from any point source other than a vessel or other floating craft that is being used as a means of transportation. The term "discharge" includes additions of pollutants into waters of the United States from: surface runoff that is collected or channeled by man; discharges through pipes, sewers, or other conveyances owned by a state, city, or other person that do not lead to a treatment works; and discharges through pipes, sewers, or other conveyances, leading into privately owned treatment works.

Discharging directly means outflow from a drainage conveyance system that is composed entirely or predominantly of flows from the subject property, development, subdivision, or industrial facility, and not commingled with the flows from adjacent lands.

Discretionary project is defined in the same manner as section 15357 of the Guidelines for Implementation of the California Environmental Quality Act contained in Title 14 of the California Code of Regulations, as amended, and means a project that requires the exercise of judgment or deliberation when the city decides to approve or disapprove a particular activity, as distinguished from situations where the city merely has to determine whether there has been conformity with applicable statutes, ordinances, or regulations.

Disturbed area means an area that is altered as a result of clearing, grading, and/or excavation.

Environmentally sensitive area ("ESA") means an area in which plant or animal life or their habitats are either rare or especially valuable because of their special nature or role in an ecosystem and that would be easily disturbed or degraded by human activities and developments (Public Resources Code § 30107.5). Areas subject to storm water mitigation requirements are areas designated as significant ecological areas by the county (*Los Angeles County Significant Areas Study, Los Angeles County Department of Regional Planning* (1976) and amendments); an area designated as a significant natural area by the State department of fish and game's significant natural areas program, provided that area has been field verified by the State department of fish and game; an area listed in the basin plan as supporting the rare, threatened, or endangered species (RARE) beneficial use; and an area identified by the city as environmentally sensitive.

Flow-through BMPs means a modular, vault type "high flow biotreatment" devices contained within an impervious vault with an underdrain or designed with an impervious liner and an underdrain.

Green Roof means a LID BMP using planter boxes and vegetation to intercept rainfall on the roof surface.

Good housekeeping practices means common practices related to the storage, use, or cleanup of materials, performed in a manner that minimizes the discharge of

pollutants. Examples include, but are not limited to: purchasing only the quantity of materials to be used at a given time; use of alternative and less environmentally harmful products; cleaning up spills and leaks; and, storing materials in a manner that will contain any leaks or spills.

Greater-than-nine unit home subdivision means any subdivision being developed for ten or more single-family or multifamily dwelling units.

Hillside means property located in an area with known erosive soil conditions, where the development contemplates grading on any natural slope that is 25 percent or greater and where grading contemplates cut or fill slopes.

Infiltration means the downward entry of water into the surface of the soil.

Illicit connection means any human-made conveyance that is connected to the storm drain system without a permit, excluding roof drains and other similar type connections. Examples include channels, pipelines, conduits, inlets, or outlets that are connected directly to the storm drain system.

Illicit discharge means any discharge to the storm drain system that is prohibited under local, State or Federal statutes, ordinances, codes or regulations. This includes all nonstormwater discharges except discharges pursuant to a separate NPDES permit and discharges that are exempted or conditionally exempted in accordance with the city NPDES permit.

Low Impact Development or “*LID*” consists of building and landscape features designed to retain or filter stormwater runoff.

Material means any substance, including, but not limited to, garbage and debris; lawn clippings, leaves, and other vegetation; biological and fecal waste; sediment and sludge; oil and grease; gasoline; paints, solvents, cleaners, and any fluid or solid containing chemicals.

City NPDES permit means the "Waste Discharge Requirements for City Storm Water and Urban Runoff Discharges within the County of Los Angeles, and the Incorporated Cities therein, except the City of Long Beach, which became effective on December 28, 2012, issued by the State regional water quality control board, Los Angeles Region, and any successor permit to that permit.

City separate storm sewer system or “*MS4*” means streets, gutters, conduits, natural or artificial drains, channels and watercourses, or other facilities that are owned, operated, maintained or controlled by the city and used for the purpose of collecting, storing, transporting, or disposing of stormwater.

National Pollutant Discharge Elimination System or “*NPDES*” means the national program for issuing, modifying, revoking and reissuing, terminating, monitoring and enforcing permits, and imposing and enforcing pretreatment requirements, under CWA Section 307, 402, 318, and 405.

New development means land disturbing activities; structural development, including construction or installation of a building or structure, creation of impervious surfaces; and land subdivision.

Nonstormwater discharge means any discharge to a city stormwater system that is not composed entirely of stormwater.

Parking lot means land area or a facility for the parking or storage of motor vehicles used for businesses, commerce, industry, or personal use, with a lot size of 5,000 square feet or more of surface area, or with 25 or more parking spaces.

Planning Priority Projects means those projects that are required to incorporate appropriate storm water mitigation measures into the design plan for their respective project, including:

- (1) All new development projects equal to one (1) acre or greater of disturbed area and adding more than 10,000 square feet of impervious surface area;
- (2) New industrial parks 10,000 square feet or more of surface area;
- (3) New commercial malls 10,000 square feet or more surface area;
- (4) New single-family Hillside homes;
- (5) New streets and roads construction of 10,000 square feet or more of impervious surface area, including standalone streets, roads, highways, freeway projects, and streets within larger Projects;
- (6) Ten or more unit homes (includes single-family homes, multifamily homes, condominiums, and apartments);
- (7) One (1) acre or more square feet of impervious surface area industrial/commercial development (including parking area);
- (8) Automotive service facilities (SIC 5013, 5014, 5541, 7532-7534, and 7536-7539);
- (9) Retail gasoline outlets;
- (10) Restaurants (SIC 5812);
- (11) Parking lots 5,000 square feet or more of surface area or with 25 or more parking spaces;
- (12) Redevelopment projects in subject categories that meet redevelopment thresholds;
- (13) Projects located in or directly adjacent to or discharging directly to an ESA that meet the thresholds described herein; and
- (14) Those projects that require the implementation of a site-specific plan to mitigate post development storm water for new development not requiring a SUSMP but which may potentially have adverse impacts on post-development storm water quality, and where the following project characteristics exist:
 - a. Vehicle or equipment fueling areas;
 - b. Vehicle or equipment maintenance areas, including washing and repair;
 - c. Commercial or industrial waste handling or storage;

- d. Outdoor handling or storage of hazardous materials;
- e. Outdoor manufacturing areas;
- f. Outdoor food handling or processing;
- g. Outdoor animal care, confinement, or slaughter; or
- h. Outdoor horticulture activities.

Pollutant means those pollutants defined in section 502(6) of the federal Clean Water Act (33 USC 1362(6)), or incorporated into Water Code § 13373. Examples of pollutants include, but are not limited to the following:

- (1) Commercial and industrial waste, such as fuels, solvents, detergents, plastic pellets, hazardous substances, fertilizers, pesticides, slag, ash, and sludge.
- (2) Metals such as cadmium, lead, zinc, copper, silver, nickel, chromium; and nonmetals such as phosphorus and arsenic.
- (3) Petroleum hydrocarbons, such as fuels, lubricants, surfactants, waste oils, solvents, coolants and grease.
- (4) Excessive eroded soils, sediment and particulate materials in amounts which may adversely affect the beneficial use of the receiving waters, flora or fauna of the state.
- (5) Animal wastes, such as discharge from confinement facilities, kennels, pens, recreational facilities, stables, and show facilities.
- (6) Substances having characteristics such as pH less than six or greater than nine, or unusual coloration or turbidity, or excessive levels of fecal coliform or fecal streptococcus or enterococcus.

The term "pollutant" does not include uncontaminated stormwater, potable water or reclaimed water generated by a lawfully permitted water treatment facility. The term "pollutant" also shall not include any substance identified in this definition if, through compliance with the best management practices available, the discharge of such substance has been reduced or eliminated to the maximum extent possible. In an enforcement action, the burden shall be on the person who is the subject of such action to establish the reduction or elimination of the discharge to the maximum extent possible through compliance with the best management practices available.

Project means all development, redevelopment, and land disturbing activities.

Redevelopment means land disturbing activity that results in the creation, addition or replacement of at least 5,000 square feet of impervious surface area on an already developed site. Redevelopment includes, but is not limited to the following activities that meet the minimum standards set forth in this definition: (1) the expansion of a building footprint; (2) addition or replacement of a structure; (3) replacement of impervious surface that that is not part of a routine maintenance activity; and (4) land disturbing activities related to structural or impervious surfaces. Redevelopment does not include routine maintenance activities that are conducted to maintain original line and grade,

hydraulic capacity, original purpose of facility or emergency redevelopment activity required to protect public health and safety.

Regional Board or "LARWQCB" means the California Regional Water Quality Control, Los Angeles Region.

Restaurant means a facility that sells prepared foods and drinks for consumption, including stationary lunch counters and refreshment stands selling prepared foods and drinks for immediate consumption. (SIC Code 5812).

Retail gasoline outlet means any facility engaged in selling gasoline and lubricating oils.

Routine Maintenance means recurring, preventative, and on-going maintenance necessary to delay and/or prevent the failure of critical and non-critical building systems and equipment including, but not limited to the following:

- A. Maintain the original line and grade, hydraulic capacity, or original purpose of the facility; or
- B. Perform as needed restoration work to preserve the original design grade, integrity and hydraulic capacity of flood control facilities; or
- C. Includes road shoulder work, regrading dirt or gravel roadways and shoulders and performing ditch cleanouts; or
- D. "Update existing lines" and facilities to comply with applicable codes, standards, and regulations regardless if such Projects result in increased capacity; or
- E. Repair leaks.

Routine maintenance does not include construction of "new lines" or facilities resulting from compliance with applicable codes, standards and regulations.

"Update existing lines" includes replacing existing lines with new materials or pipes.

"New lines" are those that are not associated with existing facilities and are not part of a project to update or replace existing lines.

Runoff means any runoff including storm water and dry weather flows from a drainage area that reaches a receiving water body or subsurface. During dry weather it is typically comprised of base flow either contaminated with pollutants or uncontaminated, and nuisance flows.

Site means the land or water area where any "facility or activity" is physically located or conducted, including adjacent land used in connection with the facility or activity.

Source control BMP means any schedule of activities, prohibition of practices, maintenance procedures, managerial practices or operational practices that aim to prevent stormwater pollution by reducing the potential for contamination at the source of pollution.

Storm event means a rainfall event that produces more than 0.1 inch of precipitation and that is separated from the previous storm event by at least 72 hours of dry weather.

Storm Water means runoff, snow melt runoff, and surface runoff and drainage related to precipitation events (pursuant to 40 CFR § 122.26(b)(13); 55 Fed. Reg. 47990, 47995 (Nov. 16, 1990)).

Storm Water Quality Design Volume or "SWQDV" means the runoff from either of the following, whichever is greater:

- A. The 85th percentile 24-hour runoff event as determined from the Los Angeles County 85th percentile precipitation isohyetal map; or
- B. The volume of runoff produced from a 0.75 inch, 24-hour rain event.

Stormwater runoff means that part of precipitation (rainfall or snowmelt) which travels via flow across a surface to the MS4 or receiving waters from impervious, semipervious or pervious surfaces.

Structural BMP means any structural facility designed and constructed to mitigate the adverse impacts of stormwater and urban runoff pollution (e.g. canopy, structural enclosure). Structural BMPs may include both treatment control BMPs and source control BMPs.

Treatment means the application of engineered systems that use physical, chemical, or biological processes to remove pollutants. Such processes include, but are not limited to: filtration, gravity settling, media adsorption, biodegradation, biological uptake, chemical oxidation and UV radiation.

Treatment control BMP means any engineered system designed to remove pollutants by simple gravity settling of particulate pollutants, filtration, biological uptake, media adsorption or any other physical, biological, or chemical process.

Urban runoff means surface water flow produced by nonstormwater resulting from residential, commercial, and industrial activities involving the use of potable and nonpotable water.

Waters of the State means any surface water or groundwater, including saline waters, within the boundaries of the State of California.

Waters of the United States or Waters of the U.S. shall be defined as follows:

- a. All waters that are currently used, were used in the past, or may be susceptible to use in interstate or foreign commerce, including all waters which are subject to the ebb and flow of the tide;
- b. All interstate waters, including interstate "wetlands";
- c. All other waters such as intrastate lakes, rivers, streams (including intermittent streams), mudflats, sandflats, "wetlands," sloughs, prairie potholes, wet meadows, playa lakes, or natural ponds the use, degradation, or destruction that would affect or could affect interstate or foreign commerce including any such waters:

1. Which are or could be used by interstate or foreign travelers for recreational or other purposes;
2. From which fish or shellfish are or could be taken and sold in interstate or foreign commerce; or
3. Which are used or could be used for industrial purposes by industries in interstate commerce;
- d. All impoundments of waters otherwise defined as waters of the United States under this definition;
- e. Tributaries of waters identified in paragraphs (a) through (d) of this definition;
- f. The territorial sea; and
- g. "Wetlands" adjacent to waters (other than waters that are themselves wetlands) identified in paragraph (a) through (f) of this definition.

Waste treatment systems, including treatment ponds or lagoons designed to meet the requirements of CWA (other than cooling ponds as defined in 40 CFR section 423.22(m) that also meet the criteria of this definition) are not waters of the United States. This exclusion applies only to man-made bodies of water that neither were originally created in waters of the United States (such as disposal area in wetlands) nor resulted from the impoundment of waters of the United States. Waters of the United States do not include prior converted cropland. Notwithstanding the determination of an area's status as prior converted cropland by any other federal agency, for the purposes of the CWA, the final authority regarding CWA jurisdiction remains with USEPA.

Wet Season means the calendar period beginning October 1 through April 15.

(Code 1957, § 22A.72; Ord. No. 1517, §§ 2—4, 9-5-2000; Ord. No. 1519, §§ 3—5, 2-5-2001; Ord. No. U-1534, §§ 1—4, 8-19-2002; Ord. No. 1535, §§ 1—4, 9-3-2002)

Cross reference— Definitions generally, § 1-2.

Sec. 34-99. - Construction and application.

This article shall be construed to ensure consistency with the requirements of the Federal Clean Water Act and acts amendatory thereof or supplementary thereto, applicable implementing regulations, and the city NPDES permit and any amendment, revision or reissuance thereof.

(Code 1957, § 22A.73)

Sec. 34-100. - Prohibited activities.

- (a) *Illicit discharges and connections.* It is prohibited to commence, establish, use, maintain, or continue any illicit connections to the city separate storm sewer system or any illicit discharges to the city separate storm sewer system. This prohibition against illicit connections applies to the use, maintenance, or continuation of any

illicit connection, whether that connection was established prior to or after the effective date of the ordinance from which this article derives.

- (b) *Littering*. It is prohibited to throw, deposit, place, leave, maintain, keep, or permit to be thrown, deposited, placed, left, or maintained or kept any refuse, rubbish, garbage, or any other discarded or abandoned objects, articles or accumulations in or upon any street, alley, sidewalk, storm drain, inlet, catchbasin conduit or drainage structure, business place, or upon any public or private plot of land in the city, so that such might be or become a pollutant. No person shall throw or deposit litter in any fountain, pond, lake, stream, or other body of water within the city. This subsection shall not apply to refuse, rubbish or garbage deposited in containers, bags or other appropriate receptacles which are placed in designated locations for regular solid waste pickup and disposal.
- (c) *Disposal of landscape debris*. It is prohibited to intentionally dispose of leaves, dirt, or other landscape debris into the city separate storm sewer system.
- (d) *Nonstormwater discharges*.
 - (1) Except as specified by this chapter, discharging any material other than storm water to the storm drain system is prohibited.
 - (2) The following non-stormwater discharges are exempt from the prohibition set forth in Section 34-100(d)(1):
 - a. Any discharge regulated under a NPDES permit issued to the discharger and administered by the State of California pursuant to Chapter 5.5, division 7 of the California Water Code under authority of the United States Environmental Protection Agency, provided that the discharger is in compliance with all requirements of the permit and other applicable laws and regulations.
 - b. Discharges from the following activities will not be considered a source of pollutants to waters of the United States when properly managed:
 - 1. Water line flushing and other discharges from potable water sources subject to a written agreement with the city;
 - 2. Landscape irrigation and lawn watering using potable water;
 - 3. Rising ground waters;
 - 4. Uncontaminated ground water infiltration as defined by the MS4 Permit;
 - 5. Water from crawl space pumps;
 - 6. Air conditioning condensation;
 - 7. Natural springs;
 - 8. Non-commercial washing of vehicles by a non-profit organization, which has provided written notice to the city at least five (5) business days prior to the event, or by a resident at his or her

residence provided the non-profit organization or resident, as applicable:

- (a) Obtains a permit or written approval from the Director;
 - (b) Implements BMPs and ensure discharge avoids potential sources of pollutants in the flow path to prevent introduction of pollutants prior to discharge to the MS4 or receiving water;
 - (c) Minimizes the amount of water used by employing water conservation practices such as turning off nozzles and using a low volume pressure washer;
 - (d) When possible, use biodegradable, phosphate free detergents and non-toxic cleaning products;
 - (f) Where possible, wash cars on a permeable surface where wash water can percolate into the ground (e.g. gravel or grassy areas); and
 - (g) Empty buckets of soapy or rinse water into the sanitary sewer system (e.g., sinks or toilets).
9. Flows from riparian habitats and wetlands;
10. Dechlorinated/ debrominated swimming pool and dewatering of decorative fountain discharges, provided:
- (a) The discharger implements BMPs and ensure discharge avoids potential sources of pollutants in the flow path to prevent introduction of pollutants prior to discharge to the MS4 and receiving water;
 - (b) The discharge is dechlorinated or debrominated using holding time, aeration, and/or sodium thiosulfate. Chlorine residual in the discharge shall not exceed 0.1 mg/L;
 - (c) The discharge does not contain any detergents, wastes, or algaecides, or any other chemicals including salts from pools commonly referred to as "salt water pools" in excess of applicable water quality objectives;
 - (d) The discharge has a pH adjusted, if necessary, to be within the range of 6.5 and 8.5 standard units;
 - (e) The discharge is volumetrically and velocity controlled to promote evaporation and/or infiltration; and
 - (f) For discharges of 100,000 gallons or more, require the authorization of the Director and verification that the discharge pathway to the MS4 inlet is cleared of debris and mobilization of pollutants.
11. Flows from emergency firefighting activities;

12. Street/sidewalk wash water resulting from use of high pressure, low volume spray washing using only potable water with no cleaning agents at an average usage of 0.006 gallon per square feet of sidewalk area; and
 13. Waters not otherwise containing wastes as defined in California Water Code § 13050(d) and the California Health and Safety Code § 25117.
- (e) *Discharges in violation of city NPDES permit.* Any discharge that would result in or contribute to a violation of the city NPDES permit, either separately or in combination with other discharges, is prohibited. Liability for any such discharge shall be the responsibility of the person causing or responsible for the discharge, and such person shall defend, indemnify and hold harmless the City from all losses, liabilities, claims, or causes of actions in any administrative or judicial action relating to such discharge.

(Code 1957, § 22A.74)

Sec. 34-101. - Exempted discharges, conditionally exempted discharges, or designated discharges.

Discharges from those activities specifically identified in or pursuant to Part III, Section A of the city NPDES permit as being exempted discharges, conditionally exempted discharges, or designated discharges shall not be considered a violation of this article, provided that any applicable best management practices developed pursuant to the city NPDES permit are implemented to minimize any adverse impacts from such identified sources.

(Code 1957, § 22A.75)

Sec. 34-102. - Good housekeeping practices.

Pursuant to this article, owners and occupants of property within the city shall comply with the following:

- (1) *Septic waste.* No person shall leave, deposit, discharge, dump, or otherwise expose any chemical or septic waste to precipitation in an area where a discharge to city streets or the MS4 may or does occur.
- (2) *Use of water.* Runoff of water used for irrigation purposes shall be minimized to the maximum extent practicable. Runoff of water from the permitted washing down of paved areas shall be minimized to the maximum extent practicable.
- (3) *Storage of materials, machinery, and equipment.* Machinery or equipment that is to be repaired or maintained in areas susceptible to or exposed to stormwater shall be placed in a manner so that leaks, spills and other maintenance-related pollutants are not discharged to the MS4.
- (4) *Removal and disposal of debris from industrial/commercial motor vehicle parking lots.* Industrial/commercial motor vehicle parking lots with more than 25 parking spaces that are located in areas potentially exposed to stormwater shall

be swept regularly or other equally effective measures shall be utilized to remove debris from such parking lots.

- (5) *Food wastes.* Food wastes generated by nonresidential food service and food distribution sources shall be properly disposed of and in a manner so such wastes are not discharged to the city separate storm sewer system.
- (6) *Best management practices.* Best management practices shall be used in areas exposed to stormwater for the removal and lawful disposal of all fuels, chemicals, fuel and chemical wastes, animal wastes, garbage, batteries, or other materials which have potential adverse impacts on water quality.

(Code 1957, § 22A.76)

Sec. 34-103. - Requirements for industrial/commercial and construction activities.

For the purposes of this article, each industrial discharger, discharger associated with construction activity, or other discharger described in any general stormwater permit addressing such discharges, as may be issued by the U.S. Environmental Protection Agency, the State Water Resources Control Board, or the Regional Board shall comply with all requirements of such permit. Each discharger identified in an individual NPDES permit shall comply with and undertake all activities required by such permit. Proof of compliance with any such permit may be required in a form acceptable to the city engineer prior to the issuance of any grading, building or occupancy permits or any other type of permit or license issued by the city.

(Code 1957, § 22A.77)

Sec. 34-104. - Requirements for Planning Priority Projects.

- (a) Planning Priority Projects shall be designed to control pollutants, pollutant loads, and runoff volume to the maximum extent feasible by minimizing impervious surface area and controlling runoff from impervious surfaces through Infiltration, evapotranspiration, bioretention and/or rainfall harvest and use.
- (b) A new single-family hillside home development shall include mitigation measures to:
 - (1) Conserve natural areas;
 - (2) Protect slopes and channels;
 - (3) Provide storm drain system stenciling and signage;
 - (4) Divert roof runoff to vegetated areas before discharge unless the diversion would result in slope instability; and
 - (5) Direct surface flow to vegetated areas before discharge, unless the diversion would result in slope instability.
- (c) New street and road construction of 10,000 square feet or more of impervious surface shall follow USEPA guidance regarding Managing Wet Weather with Green Infrastructure: Green Streets (December 2008 EPA-833-F-08-009) to the maximum extent practicable.

- (d) Applicants for “Priority Planning Projects”, except new single-family hillside home development and new street and road construction of 10,000 square feet or more of impervious surface, shall prepare a LID Plan to comply with the following:
- (1) Retain stormwater runoff onsite for the SWQDV.
 - (2) Minimize hydromodification impacts to Natural Drainage Systems as defined in Order No. R4-2012-0175.
 - (3) If partial or complete onsite retention is technically infeasible, in accordance with section 9.20.110 below, the project site may biofiltrate 1.5 times the portion of the remaining SWQDV that is not reliably retained onsite. Biofiltration BMPs must adhere to the design specifications provided in Order No. R4-2012-0175.
 - (4) The remaining SWQDV that cannot be retained or biofiltered onsite must be treated onsite to reduce pollutant loading. BMPs must be selected and designed to meet Pollutant-specific benchmarks as required per Order No. R4-2012-0175. Flow-through BMPs may be used to treat the remaining SWQDV and must be sized based on a rainfall intensity of:
 - a. 0.2 inches per hour; or
 - b. The one (1) year, one (1) hour rainfall intensity as determined from the most recent Los Angeles County isohyetal map, whichever is greater.
- (e) In addition to the requirements set forth in Sec. 34-104.(d), Redevelopment Projects shall also comply with the following:
- (1) Where Redevelopment results in an alteration to more than fifty percent of impervious surfaces of a previously existing development, and the existing development was not subject to post-construction stormwater quality control requirements, the entire Project must be mitigated.
 - (2) Where Redevelopment results in an alteration of less than fifty percent of impervious surfaces of a previously existing development, and the existing development was not subject to post-construction stormwater quality control requirements, only the alteration must be mitigated, and not the entire development.
 - (3) Existing single-family dwelling and accessory structures are exempt from the Redevelopment requirements unless such Projects create, add, or replace 10,000 square feet of impervious surface area.

Sec. 34-104.1. Submittal and Review of Low Impact Development Plans.

- (a) Prior to issuance of a building permit or a grading permit by the city, LID plans shall be submitted by the property owner or his or her agent to the Director for all “Priority Planning Projects”, except as provided in Sec. 34-104.3. below.
- (b) LID plans shall be submitted in accordance with the Article X, Green Building Code, a copy of which shall be located in the office of the city clerk.

- (c) The Director, or his or her designee, shall review and approve LID plans to assure that the applicant has identified the BMPs that are necessary and feasible to protect the MS4. The reviewer shall identify any deficiencies in the plan and return it to the applicant for modification, if necessary. When the plan is found to comply with the provisions of this chapter, and after compliance with the requirements of section 34-104.2. below, the grading or building permits may be issued for the project. If, during construction, the plan is found to be deficient by the city or any other interested party or responsible agency with authorization/oversight, the applicant shall amend the plan to address the deficiency.

Sec. 34-104.2. Recording of LID plans.

Upon acceptance of an LID plan by the city, and prior to the city issuing the grading and/or building permit, the applicant shall file a signed original of the plan with the Los Angeles County recorder. The document shall contain sufficient legal description to identify the property covered and shall be binding on the applicant and all successors in interest to the property. The form shall be provided by the City and shall only be amended or removed from title with the consent of the City.

Sec. 34-104.3. Waiver of LID plan due to technical infeasibility.

- (a) The Director may waive the requirement of an LID Plan if he or she can determine, in writing, the technical infeasibility of the Project, as set forth in section 34-104.3(b), below.
- (b) To demonstrate technical infeasibility, the Project applicant shall demonstrate that the Project cannot reliably retain 100 percent of the SWQDV onsite, even with the maximum application of "Green Roofs" and rainwater harvest and use, and that compliance with the applicable post-construction requirements would be technically infeasible by submitting a site-specific hydrologic and/or design analysis conducted and endorsed by a registered professional engineer, geologist, architect, and/or landscape architect.
- (c) Technical infeasibility may result from conditions including the following:
 - (1) The infiltration rate of saturated in-situ soils is less than 0.3 inch per hour and it is not technically feasible to amend the in-situ soils to attain an Infiltration rate necessary to achieve reliable performance of infiltration or bioretention BMPs in retaining the SWQDV onsite.
 - (2) Locations where seasonal high groundwater is within five to ten feet of surface grade;
 - (3) Locations within 100 feet of a groundwater well used for drinking water;
 - (4) Brownfield development sites or other locations where pollutant mobilization is a documented concern;
 - (5) Locations with potential geotechnical hazards;
 - (6) Smart growth and infill or Redevelopment locations where the density and/or nature of the Project would create significant difficulty for compliance with the onsite volume retention requirement.

Sec. 34-104.4. Maintenance of structural BMP's.

Structural BMPs required by the city, County of Los Angeles, or State or Federal agency shall be properly operated and maintained, consistent with the approved SUSMP or as specified by an approved plan or program, or otherwise determined by the Director. Records and documentation of such maintenance shall be provided to the Director upon reasonable request.

Sec. 34-104.5. Inspections.

- (a) The Director may, upon seventy-two (72) hour written notice, unless exigent circumstances justify a shorter time period, enter upon and inspect any private premises for the purposes of verifying compliance with the terms and conditions of this chapter. Such inspection may include, but is not limited to:
- (1) Identifying products produced, processes conducted, chemicals and materials used, stored or maintained on the subject premises;
 - (2) Identifying points of discharge of all wastewater, non-stormwater, processed water systems and pollutants;
 - (3) Investigating the natural slope of the premises, including drainage patterns and man-made conveyance systems;
 - (4) Establishing location of all points of discharge from the premises, whether by surface runoff or through a storm drain system;
 - (5) Locating any illicit connection or illicit discharge;
 - (6) Investigating and inspecting a vehicle, truck, trailer, tank or other mobile equipment;
 - (7) A review and inspection of all records of the owner or occupant of public or private property relating to chemicals or processes presently or previously stored or occurring on the property, including material and/or chemical inventories, facilities maps or schematics and diagrams, material safety data sheets, hazardous waste manifests, business plans, pollution prevention plans, state general permits, stormwater pollution prevention plans, and any and all records relating to illicit connections, illicit discharges, or any other source of contribution or potential contribution of pollutants to the storm drain system;
 - (8) Inspecting, sampling and testing any area runoff, soils area (including groundwater testing), process discharge, materials with any waste storage area (including any container contents), and/or treatment system discharges for the purpose of determining the potential for contribution of pollutants to the storm drain system;
 - (9) Inspecting the integrity the MS4, any connection to other pipelines on the property, including the use dye and smoke tests, video surveys, photographs or videotapes, and the taking of measurements, drawings or any other records reasonably necessary to document conditions as they exist on the premises;

- (10) The installation and maintenance of monitoring devices for the purpose of measuring any discharge or potential source of discharge to the storm drain system;
- (11) Evaluating compliance with this chapter or the Federal Clean Water Act.
- (b) The Director may enter upon and inspect any private premises for the purposes of verifying compliance with the terms and conditions of this chapter by any other lawful means including, but not limited to obtaining an inspection warrant issued by a court.

Sec. 34-104.6. Fees.

Fees to be charged for LID plan checking, inspection, enforcement, and other activities carried out by the city under this chapter shall be adopted by resolution of the city council.

Sec. 34-104.7. California Environmental Quality Act (CEQA) compliance.

Provisions of this section shall be complimentary to, and shall not replace, any applicable requirements for stormwater mitigation required under CEQA.

(Ord. No. 1517, § 5, 9-5-2000; Ord. No. 1519, § 6, 2-5-2001; Ord. No. U-1534, § 5, 8-19-2002; Ord. No. 1535, § 5, 9-3-2002)

Sec. 34-105. - Enforcement.

- (a) *Penalties.* Violation of this article shall be punishable as provided in section 1-10 of this city code. Each day that a violation continues shall constitute a separate offense.
- (b) *Concealment.* Causing, permitting, aiding, abetting, or concealing a violation of any section of this article shall constitute a violation of such section.
- (c) *Violations deemed public nuisance.* The following violations shall be deemed a public nuisance:
 - (1) Any condition caused or permitted to exist in violation of:
 - a. Any of the provisions of this chapter; or
 - b. Any failure to comply with any applicable requirement of an approved SUSMP, LID Plan, or stormwater mitigation plan or program with respect to a property; or
 - c. Any false certification or verification, or any failure to comply with a certification or verification provided by a project applicant or the applicant's successor in interest; or
 - d. Any failure to properly operate and maintain any structural or treatment control BMP on a property in accordance with an approved SUSMP, LID Plan, or stormwater mitigation plan or program, is hereby determined to be a threat to the public health, safety and welfare, is declared and deemed a public nuisance, and may be abated or restored by any authorized enforcement officer in accordance with the procedures set forth in section

106-1081 et seq. of this city code, and a civil or criminal action to abate, enjoin or otherwise compel the cessation of such nuisance may be brought by the city attorney.

- (2) The cost of such abatement and restoration shall be borne by the owner of the property, and the cost thereof shall be invoiced to the owner of the property, as provided by law or ordinance for the recovery of nuisance abatement costs.
 - (3) If any violation of this article constitutes a seasonal and recurrent nuisance, the Director, or his or her designee, shall so declare. The failure of any person to take appropriate annual precautions to prevent stormwater pollution after written notice of a determination under this subsection shall constitute a public nuisance and a violation of this article.
- (d) *Civil actions.* In addition to any other remedies provided in this section, any violation of this article may be enforced by civil action brought by the city. In any such action, the city may seek, as appropriate, any or all of the following remedies:
- (1) A temporary and/or permanent injunction.
 - (2) Assessment of the violator for the costs of any investigation, inspection, or monitoring survey which led to the establishment of the violation, and for the reasonable costs of preparing and bringing legal action under this subsection.
 - (3) Costs incurred in removing, correcting, or terminating the adverse effects resulting from violation.
 - (4) Compensatory damages for loss or destruction to water quality, wildlife, fish and aquatic life.
- (e) *Administrative enforcement powers.* In addition to the other enforcement powers and remedies established by this city code, any authorized enforcement officer has the authority to utilize the following administrative remedies:
- (1) *Cease and desist orders.* When an authorized enforcement officer finds that a discharge has taken place or is likely to take place in violation of this article, the officer may issue an order to cease and desist such discharge or practice or operation likely to cause such discharge and direct that those persons not complying shall:
 - a. Comply with the requirement;
 - b. Comply with a time schedule for compliance; and
 - c. Take appropriate remedial or preventive action to prevent the violation from recurring.
 - (2) *Notice to clean.* Whenever an authorized enforcement officer finds any oil, earth, debris, grass, weeds, dead trees, tin cans, rubbish, refuse, waste or any other material of any kind in or upon the sidewalk abutting or adjoining any parcel of land or upon any parcel of land or grounds, which may result in pollutants entering the city separate storm sewer system or a nonstormwater discharge to the MS4, the officer may give notice to the owner or occupant of the adjacent property to remove such oil, earth, debris, grass, weeds, dead

trees, tin cans, rubbish, refuse, waste or other material, in any manner that the officer may reasonably provide. The recipient of such notice shall undertake the activities as described in the notice.

- (f) *Permit revocation.* To the extent the city makes a section of this article or any identified best management practice a condition of approval to the issuance of a permit or license, any person in violation of such condition is subject to the permit revocation procedures set forth in this city code.
- (g) *Remedies.* Remedies under this article are in addition to and do not supersede or limit any and all other remedies, civil or criminal. The remedies provided for in this section shall be cumulative and not exclusive.

(Code 1957, § 22A.78; Ord. No. 1517, § 6, 9-5-2000; Ord. No. 1519, § 7, 2-5-2001)

Sec. 34-106. - Taking of property.

The sections of this article shall not be construed or operate to deprive any property owner of substantially all of the market value of such owner's property or otherwise constitute an unconstitutional taking without compensation.

(Code 1957, § 22A.79)

Sec. 34-107. - Article controls over other provisions.

To the extent any section of this article conflicts with any provision of division 3 of article II of chapter 94, the sections of this article shall control.

(Code 1957, § 22A.80)

Section 2. Severability. If any section, subsection, subdivision, paragraph, sentence, clause or phrase in this ordinance or any part thereof is for any reason held to be unconstitutional or invalid or ineffective by any court of competent jurisdiction, such decision shall not affect the validity or effectiveness of the remaining portions of this ordinance or any part thereof. The City Council hereby declares that it would have passed each section, subsection, paragraph, sentence, clause or phrase thereof irrespective of the fact that any one or more subsections, subdivisions, paragraphs, sentences, clauses or phrases be declared unconstitutional, or invalid, or ineffective.

Section 3. The City Clerk shall certify to the passage of this Ordinance and shall cause this Ordinance to be published or posted as required by law.

PASSED, APPROVED, AND ADOPTED by the City Council of the City of San Fernando at a regular meeting held on this ____ day of _____, 2015.

Joel Fajardo, Mayor

ATTEST:

Elena G. Chávez, City Clerk

APPROVED AS TO FORM:

Rick R. Olivarez, City Attorney

STATE OF CALIFORNIA)
COUNTY OF LOS ANGELES) ss
CITY OF SAN FERNANDO)

I HEREBY CERTIFY that the foregoing Ordinance was adopted a regular meeting of the City Council held on the ____ day of _____, 2015 and was carried by the following roll call vote:

AYES:

NOES:

ABSENT:

ABSTAIN:

Elena G. Chávez, City Clerk

*This Page
Intentionally
Left Blank*



AGENDA REPORT

To: Mayor Joel Fajardo and Councilmembers

From: Jaime Soto, City Councilmember

Date: June 1, 2015

Subject: Discussion Regarding the City Arborist

RECOMMENDATION:

It is recommended that the City Council provide staff with direction related to the City arborist.

ANALYSIS:

I have asked that this item be agendized so that the City Council could discuss the City arborist. The current City arborist, Kay Greeley, serves on the City's Tree Commission and was appointed to that role in 2002.

I have also invited a representative from TreePeople to make a brief presentation to the City Council.

BUDGET IMPACT:

None at this time.

*This Page
Intentionally
Left Blank*

*This Page
Intentionally
Left Blank*



AGENDA REPORT

To: Mayor Joel Fajardo and Councilmembers

From: Brian Saeki, City Manager

Date: June 1, 2015

Subject: Consideration to Approve the Use of the City Seal in Advertising Material for LGBTQ Awareness Event

RECOMMENDATION:

It is recommended that the City Council provide staff with direction related to allowing the use of the City Seal in advertising material for a LGBTQ Awareness Event proposed to be held in the City of San Fernando.

BACKGROUND/ANALYSIS:

At the April 20, 2015 City Council meeting, the City Council gave general direction to staff regarding the planning of a LGBTQ Awareness Event in the City of San Fernando. The proposed event will follow the City's special event permitting process if needed. It has been requested that the City logo be placed on the advertising material and that requires the consent of the City Council (see Attachment "A" – Resolution No. 6904 Standard Management Procedure Regarding Use of the City Seal).

BUDGET IMPACT:

There will be no impact to the budget related to this request.

ATTACHMENT:

A. Resolution No. 6904 Standard Management Procedure Regarding Use of the City Seal

ATTACHMENT "A"**RESOLUTION NO. 6904****A RESOLUTION OF THE CITY COUNCIL OF THE CITY OF SAN FERNANDO, AMENDING THE STANDARD MANAGEMENT PROCEDURE REGARDING USE OF CITY SEAL**

WHEREAS, the City Council adopted a standard management procedure for the use of the City seal on August 3, 1987.

WHEREAS, the City Council desires to revise the procedure to limit the use of the City seal, as provided in this resolution.

WHEREAS, it shall be City policy that the City seal, as described in Municipal Code Section 1-13, shall only be used as provided in this policy. The purpose of this policy is to:

- A. Ensure that the City seal is not used for inappropriate events and affairs.
- B. Control use of the City seal so as to prevent unauthorized use, which could imply City participation, support, or sponsorship in commercial, political, or non-City events.

THE CITY COUNCIL OF THE CITY OF SAN FERNANDO HEREBY FINDS AND RESOLVES:

The City has designated an official seal, which serves to identify City involvement in some manner. Typically, the seal is used on City stationary, City vehicles, brochures and other information. It is important that some guidelines be followed so that the seal be used in an appropriate manner. Therefore, the following guidelines shall be followed pertaining to the City seal:

1. The City seal may be used on all City related literature, material, vehicles, etc., and for City sponsored or co-sponsored functions and events.
2. The City seal may be used on t-shirts, hats, calendars and other like material when sponsored by the City upon approval of the City Administrator.
3. The City seal may not be used by organizations other than the City without prior approval of a majority of the City Council.
4. The City seal may not be used for political or commercial purposes.
5. In cases where it is unclear whether a proposed use of the seal is appropriate, three members of the City Council must approve the use as a scheduled item on a City Council agenda.

PASSED, APPROVED and ADOPTED this 5th day of May, 2003.

Dr. José Hernández
Mayor José Hernández, Ph.D.

ATTEST:

Elena G. Chávez
Elena G. Chávez, City Clerk

APPROVED AS TO FORM:

Michael Estrada
Michael Estrada, City Attorney

STATE OF CALIFORNIA)
COUNTY OF LOS ANGELES) ss.
CITY OF SAN FERNANDO)

I, Elena G. Chávez, City Clerk of the City of San Fernando, do hereby certify that the foregoing Resolution was duly adopted by the City Council of the City of San Fernando and signed by the Mayor of the City of San Fernando at a regular meeting held on the 5th day of May, 2003; and that the same was passed by the following vote:

AYES: Hernández, De La Torre, Veres, Ruelas, Martinez - 5

NOES: None

ABSENT: None

Elena G. Chávez
Elena G. Chávez, City Clerk

*This Page
Intentionally
Left Blank*

*This Page
Intentionally
Left Blank*



AGENDA REPORT

To: Mayor Joel Fajardo and Councilmembers

From: Brian Saeki, City Manager

Date: June 1, 2015

Subject: California High-Speed Rail Project Update

RECOMMENDATION:

It is recommended that the City Council provide staff with direction related to future outreach efforts regarding the California High-Speed Rail Project.

BACKGROUND/ANALYSIS:

At the May 4, 2015 City Council meeting, the City Manager was authorized to expend up to \$7,500 to publicize the May 28, 2015 California High-Speed Rail Authority (CHSRA) community meeting in San Fernando. The following is how those funds were expended:

Item	Description	Cost
Flyers	Trash Bills	\$408.75
Bags	City-wide Distribution	\$719.00
Flyers	City-wide Distribution (print flyers, insertion into bags, distribution)	\$2,125.00
Traffic Signs	Rental Cost for 3 Electronic Signs	\$1,500.00
	TOTAL	\$4,752.75

Another significant meeting will be held on June 9, 2015 where the CHSRA Board will be presented with the project alternatives to be further studied as part of the environmental review process. This meeting will be held in the Ronald Regan Building in downtown Los Angeles (Downtown). As many of you are aware, I tried to convince the CHSRA Board and staff to have this important meeting locally, offering several viable locations in and around the City of San Fernando. Ultimately, they decided to hold the meeting in Downtown.

Given the importance of this meeting, I am requesting that the City Council continue its efforts to encourage participation by our community through a signature petition effort and providing transportation to Downtown on June 9th. I've attached a sample petition (Attachment "A") and would like to discuss with the City Council transportation options for residents and business owners to travel to Downtown.

California High-Speed Rail Project UpdatePage 2 of 2

As always, I am open to and encourage discussion of the ideas I have brought forward along with any other ideas related to future outreach with the City Council and staff.

BUDGET IMPACT:

Any action taken by the City Council as part of this discussion may require an additional appropriation of City funds.

ATTACHMENT:

A. Sample Petition



San Fernando Residents and Business Owners Against The California High-Speed Rail Authority's Proposed SR 14 Route PETITION

Background:	The Palmdale to Burbank Project Section connects the Antelope Valley to the San Fernando Valley in Southern California. Two distinct high-speed rail corridors with multiple alignment options are currently being considered: SR 14 Corridor and East Corridor.
Action Petitioned For:	We, the undersigned, are opposed to the California High-Speed Rail Authority's proposed route along the SR 14 Corridor through the City of San Fernando. This poorly conceived proposal will split the San Fernando community in half, obliterate the City's historic downtown and civic center areas (including the Police Department, City Hall, Public Works Operations Facilities, the San Fernando Middle School Auditorium, and the Cesar Chávez Monument) and will result in enormous economic and environmental harm to the community. We demand that alternative routes that do not pass through the City of San Fernando be considered.

PRINTED NAME	ADDRESS	SIGNATURE	DATE
1			
2			
3			
4			
5			
6			
7			
8			
9			
10			
11			
12			
13			
14			
15			
16			
17			
18			
19			
20			
21			
22			
23			
24			
25			

*This Page
Intentionally
Left Blank*

*This Page
Intentionally
Left Blank*



AGENDA REPORT

To: Mayor Joel Fajardo and Councilmembers

From: Jaime Soto, City Councilmember

Date: June 1, 2015

Subject: Discussion Regarding the City's Sanitary Sewer Management Plan

RECOMMENDATION:

I have placed this item on the agenda for City Council review and discussion.

BACKGROUND/ANALYSIS:

I have requested that staff provide a status of the City's sewer system including compliance with State waste discharge requirements and an explanation on how the City ensures capacity for new development.

ATTACHMENT:

A. Sanitary Sewer Management Plan Overview

CITY OF SAN FERNANDO SANITARY SEWER MANAGEMENT PLAN OVERVIEW

ATTACHMENT “A”

Summary

In accordance with State Water Resources Control Board (SWRCB) Order No. 2006-0003, public agencies are required to develop and implement a Sanitary Sewer System Management Plan (SSMP). The mandate includes the requirement to properly manage, operate, and maintain all parts of the City's local sanitary sewer system, including the mitigation of any potential sewer overflows. The mandate also consists of General Waste Discharge Requirements (WDRs), which prohibit the discharge of untreated wastewater that may reach waters of the United States or cause a public nuisance. The WDRs require that the SSMP address 11 separate categories involved with managing and operating the sewer system. These issues are identified in the SSMP.

In order to certify the City's SSMP, the City Council reviewed and approved the document in order to ensure that it meets all of the WDR requirements. In addition, the SSMP must be reviewed and recertified every five years to maintain compliance with state programs.

Sewer System Management Plan Details

City Sewer System

- The City of San Fernando's local sewer system provides wastewater collection service to a population of approximately 25,000, as well as numerous commercial and industrial customers.
- The sanitary sewer system consists of approximately 43 miles of gravity sewer mains, which most ranging in sizes from 6-inches to 12-inches in diameter.
- The City's collection system discharges to the City of Los Angeles trunk sewers. The City of San Fernando's sewer system is operated and maintained by the Public Works Department.

State Mandate to Develop Sewer Management Plan

On May 2006, the State Water Resources Control Board (SWRCB) adopted Order No. 2006-0003, establishing General Waste Discharge Requirements (WDR) for sanitary sewer systems. This order is required for all public agencies that own or operate a sanitary sewer system comprised of more than one mile of sewer lines which convey untreated wastewater to a publicly owned treatment facility. The mandate further requires public agencies to electronically report all sanitary sewer overflows (SSOs) such as spills, releases, discharges, or diversions of untreated or partially treated wastewater from a sanitary sewer system to the State Board's database. Noncompliance with the mandate could subject the City to penalties and potential fines. The goal for SSO reduction is to decrease the risk to human health and the environment. The WDR required the City Council to approve the SSMP at a public meeting, which was completed in April 2014. Thereafter, the SSMP must be updated every five (5) years, and certified by the City's authorized representative upon completion.

CITY OF SAN FERNANDO

SANITARY SEWER MANAGEMENT PLAN OVERVIEW

The mandatory elements of the SSMP include the following categories:

1. **Goals**
To provide a plan and schedule to properly manage, operate, and maintain all parts of the sanitary sewer system. This will help reduce and prevent sanitary sewer overflows (SSOs), as well as mitigate any SSOs that do occur.
2. **Organization**
To identify the name of the responsible representative, the names and telephone numbers for positions responsible with implementing specific measures in the SSMP program, and to establish the chain of communication for reporting SSOs.
3. **Legal Authority**
To demonstrate, through sanitary sewer system use ordinance, services agreements, or other legally binding procedures that an agency possesses the legal authority to prevent illicit discharges in the sewer system; require that sewers and connections be properly designed and built; ensure access for maintenance, inspection and repairs; limit the discharge of debris that cause blockages; and enforce any violation of sewer ordinances.
4. **Operations and Maintenance**
To maintain sewer system maps; describe routine preventative maintenance activities; develop a rehabilitation and replacement plan for the sewer system; provide staff training for responsible personnel; and provide equipment and replacement parts for the system.
5. **Design and Performance Provisions**
To establish design and construction standards and specifications for the installation of new sanitary sewer systems.
6. **Overflow Emergency Response Plan**
To develop and implement an overflow emergency response plan that identifies measures to protect public health and the environment.
7. **Fats, Oils and Greases (FOG) Control Plan**
To implement a FOG source control program to minimize the amount of these substances discharged to the sanitary sewer system.
8. **System Evaluation and Capacity Assurance Plan**
To prepare and implement a capital improvement program that will provide hydraulic capacity of key sanitary sewer system elements for dry and wet flow conditions.
9. **Monitoring, Measurement, and Program Modifications**
To maintain and monitor information that can be used to establish and prioritize SSMP activities.

CITY OF SAN FERNANDO

SANITARY SEWER MANAGEMENT PLAN OVERVIEW

10. Program Audits

To conduct periodic internal audits that evaluate the effectiveness of the SSMP and compliance with requirements listed in the SSMP.

11. Communication Program

To communicate on a regular basis with the public on the development, implementation, and performance of the SSMP.

Sewer System Evaluation and Future Planning

The City's SSMP helped to establish a baseline of the sewer system's existing condition. In doing so, several key initiatives were accomplished, including:

- Meeting State requirements for sewer system evaluation, regular operational activities, and ongoing reporting of system performance;
- Updating sewer maps that will allow the City to complete necessary hydraulic model assessments of the sewer system;
- Identifying system capacity deficiencies and recommending ideas for needed improvements; and
- Updating sewer system information into a geographic information system (GIS) program whereby sewer information can be readily obtained and evaluated using mapping programs.

Altogether, the SSMP identified approximately \$10.7 million in needed maintenance and replacement costs. These items will not occur immediately due to budget constraints, however, the City has initiated a phased multi-year improvement plan to address sewer items. During the Fiscal Year 2015-16 budget, the following items are planned:

- Inspection: \$300,000
Closed Captioned Television Inspection, Root Clearing of Entire Sewer System.
- Maintenance Repairs: \$250,000
Point Repairs (i.e. sewer pipe lining, replacement) to alleviate maintenance problems at locations where maintenance problems exist or that have hydraulic deficiencies; Perform inflow/infiltration analysis to determine areas that need additional repairs to limit water infiltration into the sewer system.
- System Design: \$250,000
Development of hydraulic models and design plans to meet capacity deficiencies and accommodate future growth.
- Sewer Replacement: Cost TBD (Depending on Design Results)
Replacement of deteriorated sewer pipes in conjunction with street resurfacing projects and in locations to address hydraulic deficiencies.