



Mayor Brenda Esqueda  
Mayor Pro Tem Antonio Lopez  
Councilmember Maribel De La Torre  
Councilmember Sylvia Ballin  
Councilmember Mario F. Hernández  
City Administrator  
Al Hernández

## SAN FERNANDO CITY COUNCIL

### AGENDA

MAY 7, 2012 – 6:00 PM

COUNCIL CHAMBERS  
117 MACNEIL STREET  
SAN FERNANDO, CA 91340

#### CALL TO ORDER/ROLL CALL

#### PLEDGE OF ALLEGIANCE

Mayor Brenda Esqueda

#### PRESENTATION

- A) MAY – OLDER AMERICANS MONTH
- B) HEALTHY CITY ACKNOWLEDGEMENT

#### APPROVAL OF AGENDA

#### PUBLIC STATEMENTS – WRITTEN/ORAL

There will be a three (3) minute limitation per each member of the audience who wishes to make comments in order to provide a full opportunity to every person who desires to address the City Council.

#### CONSENT CALENDAR

Items on the Consent Calendar are considered routine and may be disposed of by a single motion to adopt staff recommendation. If the City Council wishes to discuss any item, it should first be removed from the Consent Calendar.

SAN FERNANDO CITY COUNCIL  
AGENDA – MAY 7, 2012  
PAGE 2

**1) APPROVAL OF MINUTES OF**

- a) **NOVEMBER 7, 2011 – REGULAR MEETING**
- b) **MARCH 15, 2012 – ADJOURNED SPECIAL MEETING**
- c) **APRIL 16, 2012 – REGULAR MEETING**
- d) **APRIL 19, 2012 – SPECIAL MEETING**
- e) **APRIL 26, 2012 – SPECIAL MEETING**
- f) **MAY 2, 2012 – SPECIAL MEETING**

**2) APPROVAL OF WARRANT REGISTER NO. 12-051**

**3) ADOPTION OF ORDINANCE NO. 1613 – AMENDING SAN FERNANDO CITY CODE RELATING TO WATER UTILITY SERVICE CHARGES**

Recommend that the City Council adopt Ordinance No. 1613 (second reading), titled: “An Ordinance of the City of San Fernando Amending Division 3 of Article III of Chapter 94 of the San Fernando City Code Relating to Water Utility Service Charges”.

**4) ADOPTION OF ORDINANCE NO. 1614 – AMENDING SAN FERNANDO CITY CODE RELATING TO SEWERS AND SEWER DISPOSAL UTILITY SERVICE CHARGES**

Recommend that the City Council adopt Ordinance No. 1614 (second reading), titled: “An Ordinance of the City of San Fernando Amending Division 2 of Article II of Chapter 94 of the San Fernando City Code Relating to Sewers and Sewer Disposal Utility Service Charges”.

**5) CONSIDER APPROVAL OF A MEMORANDUM OF UNDERSTANDING WITH THE SAN FERNANDO POLICE OFFICERS ASSOCIATION**

Recommend that the City Council:

- a. Approve a Memorandum of Understanding between the City of San Fernando and the San Fernando Police Officers Association (Police Officers and Sergeants), authorize the City Administrator to execute the Agreement, and direct staff to implement the provisions therein; and
- b. Approve a Side Letter regarding Retiree Medical Insurance between the City of San Fernando and the San Fernando Police Officers Association, authorize the Mayor to execute the Agreement, and direct staff to implement the provisions therein.



SAN FERNANDO CITY COUNCIL  
AGENDA – MAY 7, 2012  
PAGE 3

**6) APPROVAL OF CALPERS RESOLUTION FOR COST SHARING OF EMPLOYER PAID MEMBER CONTRIBUTIONS WITH SAN FERNANDO POLICE OFFICERS ASSOCIATION**

Recommend that the City Council:

- a. Adopt Resolution to cost-share the Employer Paid Member Contributions with members of the San Fernando Police Officers' Association; and
- b. Report the paid contributions as tax-deferred in accordance with IRS stipulations.

**7) APPROVAL OF PSYCHIC PERMIT: THE MYSTIC'S ALTAR (120 N. MACLAY AVENUE "D")**

Recommend that the City Council approve The Mystic's Altar for a Business License Permit to conduct business as a psychic at 120 N Maclay Ave "D".

**8) APPROVAL OF PRIVATE PATROL PERMIT: TYAN INC – SECURITY SPECIALISTS (1500 GLENOAKS BOULEVARD)**

Recommend that the City Council approve Tyan Inc – Security Specialists for a Business License Permit to conduct business as a private patrol at 1500 Glenoaks Boulevard.

**PUBLIC HEARING**

**9) ADOPTION OF THE 2010 EDITION OF THE CALIFORNIA BUILDING STANDARDS CODES WITH LOCAL CITY OF LOS ANGELES AMENDMENTS AND ADOPTION OF THE CITY OF LOS ANGELES ELEVATOR CODE**

Recommend that the City Council:

- a. Conduct a Public Hearing;
- b. Pending public testimony, introduce for first reading, in title only, and waive further reading of Ordinance No. 1615, titled: "An Ordinance of the City of San Fernando Amending Article VII of Chapter 18 of the San Fernando City Code, Adopting by Reference (1) Division II of Chapter 1 of the 2010 edition of the California Building Code, which is codified in part 2 of title 24 of the California Code of Regulations, (2) the City of Los Angeles Building Code, as in Effect on August 8, 2011, (3) the City of Los Angeles Electrical Code, as in Effect on March 22, 2011, (4) the City of Los Angeles Mechanical Code, as in Effect May 2, 2011, (5) the City of Los Angeles Plumbing Code, as in Effect July 6, 2011, (6) the City of Los Angeles Residential Code, as in Effect July 6, 2011, (7) the City of Los Angeles Green Building Code, as in Effect January 1, 2011, and (8) the City of Los Angeles Elevator Code, as in effect December 10, 2007, which are Codified in Articles 1, 1.5, 2, 3, 4, 5



SAN FERNANDO CITY COUNCIL  
AGENDA – MAY 7, 2012  
PAGE 4

and 9 of Chapter IX of the City of Los Angeles Municipal Code, Including Appendices, Amendments, Additions and Deletions Thereto, and Amending the San Fernando City Code; and

- c. Direct staff to provide for notice of a Public Hearing on the proposed adoption of Ordinance No. 1615 at the City Council's June 4, 2012 meeting.

### CONTINUED BUSINESS

**10) APPROVAL OF AGREEMENT FOR CITY ATTORNEY SERVICES WITH THE LAW FIRM OF MEYERS NAVE**

Recommend that the City Council approve an Agreement for City Attorney Services with the Law Firm of Meyers Nave.

### NEW BUSINESS

**11) APPROVAL OF SAFE ROUTES TO SCHOOL CONCEPTS**

Recommend that the City Council review and approve the project concepts for the Safe Routs to School Cycle 7 Project.

**12) APPROVAL OF PRIMA FACIE SPEED LIMITS**

Recommend that the City Council:

- a. Adopt a Resolution approving the Engineering and Traffic Survey Report for Speed Limits, 2012 and the Prima Facie Speed Limits Recommended to be Established on the Highway Segments Included in the Engineering and Traffic Speed Survey Report for Speed Limits, 2012;
- b. Approve a three-year extension, to March 11, 2015, of the 2005 Traffic Speed Zone Study with respect to the 23 road segments identified in the Engineering and Traffic Survey Report for Speed Limits, 2012, that have not experienced any significant changes in roadway or traffic conditions within the last seven years; and
- c. Introduce for first reading, in title only, and waive further reading of "An Ordinance of the City of San Fernando Amending Sections 90-941 and 90-942 of Chapter 90 of the City of San Fernando City Code (SFCC) Relating to Speed Limits".



SAN FERNANDO CITY COUNCIL  
AGENDA – MAY 7, 2012  
PAGE 5

CITY COUNCIL ITEMS

**13) DISMISSED PARKING TICKETS FOR ALL OF 2011**

This item is placed on the agenda by Councilmember Mario Hernández.

STANDING COMMITTEE UPDATES

- No. 1 Budget, Personnel and Finance (BPF)  
*Chair Mario F. Hernández*
- No. 2 Housing, Community & Economic Development and Parking (HCEP)  
*Chair Maribel De La Torre*
- No. 3 Natural Resources, Infrastructure, Water, Energy and Waste Management (NRIW)  
*Chair Sylvia Ballin*
- No. 4 Public Safety, Veteran Affairs, Technology and Transportation (PVTT)  
*Chair Antonio Lopez*
- No. 5 Education, Parks, Arts, Health and Aging (EPAH)  
*Chair Brenda Esqueda*

GENERAL COUNCIL COMMENTS

STAFF COMMUNICATION

CLOSED SESSION

- A) CONFERENCE WITH LABOR NEGOTIATOR  
G.C. 54957.6

City Negotiator: City Administrator Al Hernandez  
Employee Organizations: San Fernando Public Employee Association (SEIU Local 721)  
San Fernando Part-time Employees' Association (SEIU, Local 721)

- B) CONFERENCE WITH LEGAL COUNSEL – ANTICIPATED LITIGATION  
G.C. 54956.9(b)



SAN FERNANDO CITY COUNCIL  
AGENDA – MAY 7, 2012  
PAGE 6

Significant exposure to litigation pursuant to subdivision (b) of Section 54956.9: 1 potential case

A point has been reached where, in the opinion of the City Council on the advice of its legal counsel, based on the receipt of a letter from Lackie, Dammeier & McGill transmitting a DFEH Complaint and Notice of Right to Sue on behalf of Paul Ventimiglia, there is a significant exposure to litigation against the City.

C) CONFERENCE WITH LEGAL COUNSEL – EXISTING LITIGATION  
G.C. 54956.9(a)

Name of Case: Hanchett v. City of San Fernando, et al  
Case No.: BC 477897

## ADJOURNMENT

*I hereby certify under penalty of perjury under the laws of the State of California that the foregoing agenda was posted on the City Hall bulletin board not less than 72 hours prior to the meeting.*

*Elena G. Chávez, City Clerk  
Signed and Posted: May 3, 2012 (6:00 p.m.)*

Agendas and complete Agenda Packets (including staff reports and exhibits related to each item) are posted on the City's Internet Web site ([www.sfcity.org](http://www.sfcity.org)). These are also available for public reviewing prior to a meeting in the City Clerk's Office. Any public writings distributed by the City Council to at least a majority of the Councilmembers regarding any item on this regular meeting agenda will also be made available at the City Clerk's Office at City Hall located at 117 Macneil Street, San Fernando, CA, 91340 during normal business hours. In addition, the City may also post such documents on the City's Web Site at [www.sfcity.org](http://www.sfcity.org). In accordance with the Americans with Disabilities Act of 1990, if you require a disability-related modification/accommodation to attend or participate in this meeting, including auxiliary aids or services please call the City Clerk's Office at (818) 898-1204 at least 48 hours prior to the meeting.



# **San Fernando City Council**

*This Page  
Intentionally  
Left Blank*



**1a**

*This Page  
Intentionally  
Left Blank*

**SAN FERNANDO CITY COUNCIL  
MINUTES**

**NOVEMBER 7, 2011 – 6:00 P.M.  
REGULAR MEETING**

City Hall Council Chambers  
117 Macneil Street  
San Fernando, CA 91340

**CALL TO ORDER/ROLL CALL**

Mayor Mario F. Hernández called the meeting to order at 6:04 p.m.

Present:

Council: Mayor Mario F. Hernández, Mayor Pro Tem Brenda Esqueda, and Councilmembers Maribel De La Torre, Sylvia Ballin, and Antonio Lopez

Staff: City Administrator Al Hernández, City Attorney Michael Estrada, and City Clerk Elena G. Chávez

**PLEDGE OF ALLEGIANCE**

Mayor Hernández

**APPROVAL OF AGENDA**

Motion by Councilmember De La Torre, seconded by Councilmember Lopez, to approve the agenda. By consensus, the motion carried.

**PUBLIC STATEMENTS – WRITTEN/ORAL**

Anna Frutos-Sanchez, Southern California Edison, presented the City with a Resolution of Appreciation.

The following individuals spoke in support of the San Fernando Police Department and/or Police Lt. Jeff Eley and expressed their concerns including: current contract negotiations with the Police Officers' Association; rumors about contracting with the L.A. County Sheriff's Dept.; community involvement regarding public safety issues (Police and Fire), and shared their personal positive experiences with the Police Department:

**SAN FERNANDO CITY COUNCIL****MINUTES – November 7, 2011****Page 2**

Dee Akemon (resident)

Mrs. Howard Layne (65-year resident)

Julian Ruelas (resident) also said more tax revenues are needed.

Irwin Rosenberg (San Fernando Police Officers Association (SFPOA) President) also provided Councilmembers a copy of their SFPOA proposal.

Trini Godoy (resident)

Christina and Alexandra Reif (residents)

Dolores Cruz (resident)

Rosaura Arroyo (resident and City business owner) also talked about the business vacancies and the need for more revenue.

Brian Woodward (S.F. Police Officer)

Jill De La Cerda (resident) also said she inquired about street maintenance and said her street has been on a “street paving list” for 24 years.

Suzanne Llamas (36-year resident)

Evelyn Diaz (S.F. Police Officer)

Salvador Ponce (resident and former Councilmember)

Pete Vela (San Fernando Little League President)

Jim Lathen (45-year resident)

Mary Chávez (30+ year resident) also suggested changing City Council meeting hours.

Chris Fuentes (resident)

Gilbert Gomez (resident)

Rolando Saldivar (resident)

Angelo Hroundas (business owner – James Restaurant)

Magali Ortega (spoke on behalf of her Spanish-speaking father, a 50-year resident)

Suzanne Beaulieu (resident)

Pete Oltiveros (resident) also suggested placing information on the City’s cable channel to better inform residents.

Tom Ross (business owner and member of the Downtown Mall Association) also talked about the improving downtown.

Maria Amparo (resident)

**SAN FERNANDO CITY COUNCIL****MINUTES – November 7, 2011****Page 3**

Victoria Yudico (resident) talked about trash issues on her street (Kewen St.) and neighborhood and complained about her neighbors painting/fixing their cars and the debris runoff (staff was directed to assist her).

Asuncion Miguel (resident) echoed her neighbor's, Mrs. Yudico's, complaints relating to the lack of cleanliness of the street.

Cristina Cardenas (Sun Valley) spoke in support of Item No. 9 regarding a resolution adopting a healthy food and beverage policy for City-owned public facilities.

Jose Diaz: 1) said that in 2008, he won a lawsuit in which he was falsely arrested by San Fernando Police Ofcr. Marshall Mack; 2) believes there is corruption within the Police Department; and 3) submitted "evidence" regarding inappropriate behavior by Police Lt. Jeff Eley.

Mario Rueda, Deputy Chief for Los Angeles Fire Dept., wants to assure the City Council that the City of L.A. recognizes San Fernando as a valued customer and that they are willing to work with the City and continue to provide and maintain fire services for the citizens.

Paul Luna (59-year resident) said the City has gone through many things (i.e., earthquakes, fires) but what bothers him most is that the potential to destroy the City is not the forces of nature, but the mentality of those who sit on the City Council.

Male speaker (did not state name) said he does not believe that Councilmembers should be texting each other during meetings and said that, while on a public bus in Canoga Park, he overheard passengers making fun of San Fernando (it's sad).

Male speaker (did not state name) said that there are dead trees (from Huntington St. to Brand Blvd.) which he has reported to six City departments and no one would/could help him. He asked if he would go to jail if he removes the tree himself.

Angel Granados (resident) pointed out there are more than 31 speakers here tonight.

Joe Ponce (53-year resident) asked when will this be settled, how many more meetings will it take to get the message across, and why are they (Council) meeting behind closed doors.

Mr. Godoy (did not state first name) reminded City Council of the oath they took as a role of public servitude and they are not here for their self-interest.

Aniceto Hernández talked about his street (Mott St. and Brand Blvd.) in need of speed bumps and after gathering signatures on a petition, he was told it would cost \$1,500 to have those installed (Public Works Director Ron Ruiz was directed to assist him).

**SAN FERNANDO CITY COUNCIL****MINUTES – November 7, 2011****Page 4****CONSENT CALENDAR**

Mayor Hernández removed Item No. 3, and Councilmember De La Torre removed Item No. 4 for further discussion.

Motion by Councilmember De La Torre, seconded by Mayor Pro Tem Esqueda, to approve the remaining Consent Calendar Items:

- 1) APPROVAL OF MINUTES OF:
  - a) OCTOBER 13, 2011 – SPECIAL MEETING
  - b) OCTOBER 17, 2011 – REGULAR MEETING
  - c) OCTOBER 24, 2011 – SPECIAL MEETING
  
- 2) APPROVAL OF WARRANT REGISTER NO. 11-111

By consensus, the motion carried.

**Items Removed for Further Discussion:**

- 3) FINANCIAL STATEMENT – AUGUST 2011

City Administrator Hernández replied to various questions from Councilmembers.

Motion by Mayor Hernández, seconded by Councilmember De La Torre, to receive and file the Financial Statement for August 2011. By consensus, the motion carried.

- 4) APPROVAL OF CALPERS RESOLUTION FOR COST-SHARING OF EMPLOYER PAID MEMBER CONTRIBUTIONS WITH THE SAN FERNANDO MANAGEMENT GROUP

City Administrator Hernández replied to various questions from Councilmembers.

Motion by Councilmember De La Torre, seconded by Mayor Pro Tem Esqueda, to:

- a) Adopt a Resolution to cost-share the Employer Paid Member Contributions with members of the San Fernando Management Group; and
  
- b) Report the paid contributions as tax-deferred in accordance with IRS stipulations.

By consensus, the motion carried.

**SAN FERNANDO CITY COUNCIL****MINUTES – November 7, 2011****Page 5****NEW BUSINESS****5) PROPOSAL TO INCREASE WATER AND SEWER RATES**

Public Works Director Ruiz gave the staff report. He, Greg Tobler, and Isaac Habib (consultants with Willdan Financial Services) responded to various questions from Councilmembers.

Motion by Councilmember Lopez, seconded by Councilmember Ballin, to:

- a) Approve a five-year plan to increase water rates;
- b) Approve a five-year plan to increase sewer rates;
- c) Introduce for first reading, in title only, and waive further reading of “An Ordinance of the City of San Fernando Amending Division 3 of the Article III of Chapter 94 of the San Fernando City Code Relating to Water Utility Service Charges” (revised version distributed at the meeting by staff);
- d) Introduce for first reading, in title only, and waive further reading of “An Ordinance of The City of San Fernando Amending Division 2 of Article II of Chapter 94 of the San Fernando City Code Relating to Sewers and Sewer Disposal Utility Service Charges”;
- e) Direct staff to give notice of a Public Hearing on January 16, 2012, regarding water and sewer rate increases;
- f) Direct staff to further investigate and report back regarding changing the billing cycle from bimonthly to monthly; and
- g) Direct staff to further investigate and report back regarding the development of a voluntary based program to assist low-income water and sewer customers.

By consensus, the motion carried.

**6) AUTHORIZE THE CITY ADMINISTRATOR TO PROCEED WITH A REQUEST FOR PROPOSAL FOR LABOR AND EMPLOYMENT LEGAL SERVICES**

City Administrator Hernández gave the staff report and responded to questions from Councilmembers.

Motion by Councilmember De La Torre, seconded by Mayor Pro Tem Esqueda, to authorize the City Administrator to proceed with a Request for Proposal for labor and employment legal services for the City of San Fernando and to look into bringing this position in-house.

**SAN FERNANDO CITY COUNCIL****MINUTES – November 7, 2011****Page 6**

The motion carried with the following vote:

AYES: De La Torre, Esqueda, Lopez, Hernández – 4  
NOES: Ballin – 1  
ABSENT: None

- 7) ADOPTION BY REFERENCE COUNTY OF LOS ANGELES CODE TITLE 10 (ANIMALS) AND AMENDING THE SAN FERNANDO CITY CODE RELATED TO SAME

City Planner Fred Ramirez gave the agenda report.

Motion by Councilmember De La Torre, seconded by Councilmember Lopez, to:

- a) Introduce Ordinance No. 1609 for first reading, in title only, and waive further reading of “An Ordinance of the City Council of the City of San Fernando Adopting by Reference an Amendment to Title 10, Animals, of the Los Angeles County Code and Amending the San Fernando City Code”; and
- b) Set a Public Hearing on the adoption of the County Code provisions for the regular City Council meeting on Monday, December 5, 2011.

By consensus, the motion carried.

- 8) ACCEPTANCE OF EARLY PAYOFF AMOUNT AND APPROVAL OF RELEASE AGREEMENT FOR THE PURCHASE AND SALE AGREEMENT BETWEEN THE CITY OF SAN FERNANDO AND FRIGGER ASSOCIATES, LTD

City Planner Fred Ramirez gave the staff report and replied to questions from Councilmembers.

Motion by Councilmember De La Torre, seconded by Mayor Hernández, to:

- a) Accept an early payoff amount of \$120,000 in lieu of future payments and/or property improvements to the Food-4-Less Supermarket commercial center and parking lot facilities located at 2040 Glenoaks Boulevard;
- b) Approve and authorize the City Administrator to finalize and execute the Release Agreement with Frigger Associates, Ltd.; and
- c) Reach out to Ralph’s/Kroeger to discuss the site.

By consensus, the motion carried.



**SAN FERNANDO CITY COUNCIL****MINUTES – November 7, 2011****Page 7**9) **RESOLUTION ADOPTING A HEALTHY FOOD AND BEVERAGE POLICY WITHIN CITY-OWNED PUBLIC FACILITIES**

Recreation and Community Services Operations Manager Ismael Aguila gave the staff report. He and Dr. Steven Loy (Department of Kinesiology of California State University, Northridge) replied to questions from Councilmembers.

Motion by Councilmember Ballin to adopt a Resolution Establishing a Healthy Food and Beverage Policy in All Vending Machines within all City-owned Public Facilities.

Mayor Hernández requested an amendment (accepted and seconded by Councilmember Ballin) to start out with 60% healthy food choices in the machines, then step up the increments/percentage after six months (and ultimately reach 100%).

Discussion ensued and the motion, as amended, failed by the following vote:

AYES: Hernández – 1  
NOES: Ballin, De La Torre, Lopez, Esqueda – 4

The original motion to adopt a Resolution Establishing a Healthy Food and Beverage Policy in All Vending Machines within all City-owned Public Facilities (to include 100% healthy food choices), carried with the following vote:

AYES: Ballin, De La Torre, Lopez, Esqueda – 4  
NOES: Hernández – 1

**CITY COUNCIL ITEMS**10) **APPOINTMENT TO THE PARKS, WELLNESS, AND RECREATION COMMISSION**

Motion by Mayor Hernández, seconded by Councilmember Ballin, to appoint Rosa Chacon as his representative to the Transportation and Safety Commission. By consensus, the motion carried.

**STANDING COMMITTEE UPDATES**

No. 1 Budget, Personnel and Finance (BPF)

Mayor Hernández – stated they met and discussed various items including the August and September Financials, and water and sewer proposed rate increases.

**SAN FERNANDO CITY COUNCIL****MINUTES – November 7, 2011****Page 8****No. 2 Housing, Community & Economic Development and Parking (HCEP)**

Councilmember De La Torre – City Planner Fred Ramirez said that there are items that need to be addressed by the Committee (staff may be requesting a special meeting soon).

**No. 3 Natural Resources, Infrastructure, Water, Energy and Waste Management (NRIW)**

Councilmember Ballin – no updates.

**No. 4 Public Safety, Veteran Affairs, Technology and Transportation (PVTT)**

Councilmember Lopez – no updates.

**No. 5 Education, Parks, Arts, Health and Aging (EPAH)**

Mayor Pro Tem Esqueda – stated that they discussed the Christmas tree lighting ceremony and the smoking ordinance.

**GENERAL COUNCIL COMMENTS**

Councilmember De La Torre: 1) talked about cities adopting a smoking ban ordinance (staff will agendize for EPAH to address); 2) said negotiations with the police is not personal, it's about making sure the City meets its obligations; and 3) talked about her concerns regarding Los Angeles Fire Department services.

Councilmember Lopez: 1) thanked community members and citizens for coming out to the meeting; and 2) said he was disturbed regarding the lack of notification about the town hall meeting pertaining to the Chief of Police recruitment.

Councilmember Ballin said: 1) she values residents coming out to provide their input; and 2) the town hall meeting for recruitment of a Chief of Police should be for community input (Council needs to stay out of those meetings).

Mayor Hernández gave an update regarding a meeting held with the City of Los Angeles Fire Department representatives.

*At this time, Councilmember Ballin left the meeting.*

**SAN FERNANDO CITY COUNCIL****MINUTES – November 7, 2011****Page 9****STAFF COMMUNICATION**

City Administrator Hernández: 1) reported there will be a community forum on November 14, 2011, regarding the recruitment and selection of a new Chief of Police; 2) gave an update on the SFPOA proposal; and 3) said a BPF meeting will be scheduled soon.

**RECESS TO CLOSED SESSION (10:56 P.M.)**

By consensus, Councilmembers recessed to the following Closed Session, thereafter to adjourn.

- A) CONFERENCE WITH LEGAL COUNSEL – EXISTING LITIGATION  
G.C. 54956.9(a)

Name of Case: Frank Calzada v. City of San Fernando  
WCAB Case No.: ADJ1025519; ADJ3108069  
Claim No.: 205009SFE

No reportable action. No motions.

*I do hereby certify that the foregoing is a true and correct copy of the minutes of November 7, 2011 meeting as approved by the San Fernando City Council.*

---

*Elena G. Chávez*  
*City Clerk*

*This Page  
Intentionally  
Left Blank*

**1 b**

*This Page  
Intentionally  
Left Blank*

**SAN FERNANDO CITY COUNCIL  
MINUTES**

**MARCH 15, 2012 – 4:00 P.M.  
ADJOURNED SPECIAL MEETING**

City Hall Council Chambers  
117 Macneil Street  
San Fernando, CA 91340

**CALL TO ORDER/ROLL CALL**

Mayor Mario F. Hernández called the meeting to order 6:13 p.m.

Present:

Council: Mayor Mario F. Hernández, Mayor Pro Tem Brenda Esqueda, and Councilmembers Maribel De La Torre, Sylvia Ballin, and Antonio Lopez

Staff: City Administrator Al Hernández, City Attorney Michael Estrada, and City Clerk Elena G. Chávez

**APPROVAL OF AGENDA**

Motion by Councilmember De La Torre, seconded by Mayor Pro Tem Esqueda, to approve the agenda. By consensus, the motion carried.

**PUBLIC STATEMENTS**

Mayor Hernández read the Rules of Decorum and Order reminding the public that they must observe the same rules applicable to the City Council.

Irwin Rosenberg (San Fernando Police Officers' Association (SFPOA) President) said the process for Chief of Police recruitment should have been transparent, free of bias, and not just looking for someone who would commit to the loyalty of the City Administrator.

Renato Lira (resident) asked that Council take their time to make the right decision and allow residents an opportunity to provide input.

Doude Wysbeek (resident and former Mayor/Councilmember) said the public is concerned that the new person will do the City Council's dirty work and clean up their mess, and asked that they reconsider this decision.

Jesse Avila (resident) asked why wasn't the Pledge of Allegiance recited at this meeting and said it is disrespectful that Councilmembers do not look at the speakers when they're talking.

**SAN FERNANDO CITY COUNCIL  
SPECIAL MEETING MINUTES – March 15, 2012**

**Page 2**

Paul Luna (resident) said this selection was done with the highest of secrecy while keeping the other two Councilmembers in the dark, he is upset about the process, and believes Council's intent is to destroy this town.

Julian Ruelas (resident) said he is shocked at the way Council went about finding the Police Chief candidate (the process was not open and fair) and it concerns him, and said that the community no longer trusts its leadership.

Salvador Ponce (resident and former Councilmember) said he, too, is shocked, there was no transparency in the process, and people are losing trust.

Linda Campenella-Jauron (resident) requested that this be made an open selection process and said it's not that residents don't trust the candidate; they don't trust the Council majority.

(Female speaker – did not state name) believes that Jeff Eley should be brought back from administrative leave and said she wants to be friends with everyone here (doesn't want any problems).

Patty Lopez (resident) asked that Council be more open with the selection process and do what is best for the residents and not for Council. She said she has nothing against the candidate, but there needs to be community involvement.

Samuel Beltran (resident) said he backs up Police Lt. Robert Parks 1000% and said why waste everyone's time if they (Council) have already voted.

Danitza Pantoja (resident) asked why the other two Councilmembers did not have input (all five represent the residents), said she is really disgusted and she feels bad for the Police Chief candidate (he doesn't understand the mess the City is in and doesn't think they were honest with him).

(Female speaker – did not state name) asked what makes the City Council qualified to select a new Police Chief and said that the good men on the police force are not given a chance and it wasn't fair.

In response to Mayor Pro Tem Esqueda's question, City Attorney Estrada stated that the City Administrator is authorized to make the appointment of a Department Head (i.e., Police Chief) with the concurrence of the City Council.

Mayor Pro Tem Esqueda said this is not something that is taken lightly, is not done without hearing from the community, and thanked Police Lt. Robert Parks for stepping up during this time.

Councilmember Lopez expressed extreme disappointment over what had occurred the past few days. He said he was not available for a special meeting on Tuesday afternoon but called the City Administrator that evening to ask about the details. He said Mr. Hernández told him that he was directed by the three Councilmembers to not provide the name or information regarding the candidate to anyone (including the other two Councilmembers). Councilmember Lopez then



**SAN FERNANDO CITY COUNCIL  
SPECIAL MEETING MINUTES – March 15, 2012**

**Page 3**

spoke to the City Attorney Estrada who said he was not aware of such direction given, and stated that information should not be kept from the other Councilmembers.

Councilmember Lopez additional concerns were: 1) before Mr. Carrillo is considered, make sure that a reputable company processes his background check; 2) why is the City Administrator spending valuable time negotiating with this individual (the Council should have multiple potential choices for this position); 3) there appears to be some type of violation by not sharing information known to other Councilmembers; and 4) he finds it difficult to believe that in five days (i.e., there was no one at hand at Monday's Closed Session meeting) we were able to find a candidate.

Councilmember Ballin added that City Administrator Hernández told her that the Council majority had asked him not to inform her or Councilmember Lopez who the candidate was (or anything about the candidate). She said that a transparent government cannot happen in San Fernando when the City Administrator is given direction by the Council majority to not share information with the other two Councilmembers. She said she wondered how many other times important information has been purposely withheld and asked how effective can they (she and Councilmember Lopez) be.

She reminded both City Administrator and the City Attorney that they are obligated to provide information related to City business to all five Councilmembers in a timely manner.

She made a motion to bring back Police Lt. Jeffrey Eley (currently on Administrative leave). There being no second, the motion died.

Councilmember Ballin asked whether she and Councilmember Lopez should waste their time (since a decision had already been made) and go into Closed Session.

*At this time, both Councilmembers Ballin and Lopez left the Council Chambers.*

**RECESS TO CLOSED SESSION (7:04 P.M.)**

By consensus, Councilmembers recessed to the following Closed Session:

- A) PUBLIC EMPLOYEE APPOINTMENT  
G.C. 54957

Title: Interim Chief of Police

**RECONVENE (7:48 P.M.)**

**NEW BUSINESS**

- 1) APPROVAL OF CONTRACT WITH INTERIM CHIEF OF POLICE

**SAN FERNANDO CITY COUNCIL  
SPECIAL MEETING MINUTES – March 15, 2012**

**Page 4**

City Administrator Hernández gave the staff report. He stated that he wanted to make a correction (regarding a public comment made earlier) that when he was recruiting, he made it clear that he was looking for an honest, ethical person and demanded that the individual be independent and approach things with the highest of standards.

Mayor Hernández asked how SFPOA President Rosenberg obtained Mr. Carrillo's name if only a few people knew. He asked whether releasing information provided in a Closed Session was in violation of the Brown Act and if appropriate action should be taken (City Attorney Estrada will follow up).

Motion by Councilmember De La Torre to approve an Employment Agreement between the City of San Fernando and Gilbert Carrillo to serve as Interim Police Chief for a six-month period, from March 16, 2012 through September 15, 2012.

Mayor Hernández requested a friendly amendment that under the term (six-month period), and if both sides agree, to include an option to extend the agreement for another six months.

Councilmember De La Torre accepted the amendment. The motion and amendment was seconded by Mayor Hernández and carried with the following vote:

AYES: De La Torre, Hernández, Esqueda – 3  
NOES: None  
ABSENT: Ballin, Lopez – 2

Gil Carrillo said he was humbled and honored and thanked the City Council for the opportunity to serve. He hopes to live up to the expectations, win over the citizens of the City, work with the SFPOA and all the members of the department, and at the end of six months everyone (including himself) will be happy with the job.

Councilmembers welcomed and thanked Mr. Carrillo for accepting (and stepping into) the position.

**ADJOURNMENT (8:05 P.M.)**

By consensus, the meeting was adjourned.

*I do hereby certify that the foregoing is a true and correct copy of the minutes of March 15, 2012 meeting as approved by the San Fernando City Council.*

---

*Elena G. Chávez  
City Clerk*

**1c**

*This Page  
Intentionally  
Left Blank*

**SAN FERNANDO CITY COUNCIL  
MINUTES**

**APRIL 16, 2012 – 6:00 P.M.  
REGULAR MEETING**

City Hall Council Chambers  
117 Macneil Street  
San Fernando, CA 91340

**CALL TO ORDER/ROLL CALL**

Mayor Brenda Esqueda called the meeting to order at 6:15 p.m.

Present:

Council: Mayor Brenda Esqueda, Mayor Pro Tem Antonio Lopez, and Councilmembers Maribel De La Torre, and Sylvia Ballin

Staff: City Administrator Al Hernández, City Attorney Michael Estrada, and City Clerk Elena G. Chávez

Absent: Councilmember Mario F. Hernández (notified staff that he is out of town on personal business)

**PLEDGE OF ALLEGIANCE**

Mayor Esqueda

**APPROVAL OF AGENDA**

Motion by Councilmember De La Torre, seconded by Mayor Pro Tem Lopez, to approve the agenda as amended. By consensus, the motion carried.

**PUBLIC STATEMENTS – WRITTEN/ORAL**

Linda Campanella Jauron (resident) believes that skateboard parks are a good idea in theory but the corner of Fourth St. and Park Ave. is not the best/safest location and, at this time, is not practical.

Adriana Serrano (resident) Event Co-Chair for the American Cancer Society Relay for Life talked about the upcoming Paint San Fernando Purple Event (May 12-19) which will include a film festival, children's work shop, and she said that areas such as City Hall, First St./Maclay Ave., and Maclay Ave./Eighth St. will be lit up with purple lights.

**SAN FERNANDO CITY COUNCIL****MINUTES – April 16, 2012****Page 2**

Renato Lira (resident) said: 1) it was important to stop any funding cuts for schools; 2) a skatepark will cost a lot of money; 3) three Councilmembers are on the hot seat; and 4) a Councilmember told his aunt to not sign a petition in which a gay person (he) was gathering signatures.

Mayor Esqueda stated (for the record) that she never said such a thing and has nothing against people of any sexual preference.

Councilmember De La Torre also stated that she has never made those comments to anyone and has never had a conversation attacking anyone based on their sexual orientation.

Norma Virgen talked about a business owner which was given a parking citation for unloading a vehicle in a shopping center and asked if that was appropriate (Mayor Esqueda said that the Police Department would address her question).

Margie Carranza, candidate for 39<sup>th</sup> Assembly District, said she has never supported nor endorsed Councilmembers and she is now being criticized and threatened. She said that instead of the three Councilmembers stepping down, they're telling people to not sign the recall petitions.

Jesse Avila (resident): 1) said the skatepark does not make sense (gang members that go the Paxton Skatepark will still come to the San Fernando Skatepark); and 2) asked why don't Standing Committees have authority to make decisions?

Robert Ortega (resident) said Councilmembers are supposed to be working together and he talked about them having a meeting without two members present. He asked why they haven't got the hint to step down instead of costing the City more money.

Laura Olivares said she was an advocate on behalf of adult education and believes it is detrimental to the community that education centers remain open.

David Ortiz spoke in favor of the resolution supporting adult education and how various courses he has taken have changed his life for the better (closing schools will do more damage than save money).

Patty Lopez (resident) asked that the City Council support the resolution regarding adult education and said that decisions that the Los Angeles Unified School District is making will negatively affect over 1,000 families.

David Hernández, candidate for 29<sup>th</sup> Congressional District, also spoke in support of the resolution regarding adult education and thanked everyone that came here tonight.

Lionel Mares, North Valley Occupational Center student, believes it is vital that LAUSD keep adult education centers open (they help improve the economy and provide hands-on training), and LAUSD needs to not mismanagement its money.

**SAN FERNANDO CITY COUNCIL****MINUTES – April 16, 2012****Page 3**

Ricardo Benitez said that adult education benefits families (because he received adult education, he is now a licensed contractor).

Samuel Beltran (resident): 1) asked what happened to the money President Obama sent to this City; and 2) was upset that he called the Police Department twice and was told there wasn't a police unit in the area.

Carolina Perez: 1) said that Councilmembers' body language show they are unhappy with what residents are saying; and 2) she spoke in support of adult education (it's unfortunate that LAUSD wants to cut funding).

Jennifer Gutierrez, North Valley Occupational Center student, said that adult education benefits children too and asked that the City Council support the resolution.

Candida De La Rosa said she is taking accounting classes at the North Valley Occupation Center and asked for Council support of the resolution which will not only benefit her, but the entire community.

Julie Cuellar (resident): 1) congratulated Recreation and Community Services Operations Manager Ismael Aguila for his work and the programs at the parks; 2) asked everyone to vote on the City's "100 Citizens: Role Models for the Future" national contest; 3) supports the Skatepark Plaza; and 4) said that parking issues need to be addressed in that area.

Fred Alberto said that adult education has helped him with his English and he asked that the schools not be closed.

Aracely Gomez spoke in support of adult education which is beneficial to children too and said she is currently studying English and loves the other classes that are offered in these schools.

**CONSENT CALENDAR**

Councilmember Ballin pulled Item No. 2, Mayor Pro Tem Lopez pulled Item No. 4, and City Administrator Hernández pulled Item No. 5, for further discussion.

Motion by Councilmember De La Torre, seconded by Councilmember Ballin, to approve the remaining Consent Calendar Items:

- 1) APPROVAL OF MINUTES OF:
  - a) MARCH 29, 2012 – SPECIAL MEETING
  - b) APRIL 2, 2012 – REGULAR MEETING
- 3) RECLASSIFICATION OF PAVEMENT IMPACT FEES

**SAN FERNANDO CITY COUNCIL****MINUTES – April 16, 2012****Page 4**

- 6) ADOPT A RESOLUTION APPROVING THE EXECUTION OF A COOPERATIVE AGREEMENT BY AND BETWEEN THE CITY AND THE SUCCESSOR AGENCY TO THE SAN FERNANDO REDEVELOPMENT AGENCY

By consensus, the motion carried.

**Items Removed for Further Discussion:**

- 2) APPROVAL OF WARRANT REGISTER NO. 12-042

In response to Councilmember Ballin's question, City Administrator Hernández said that the refunds in question are for water accounts that were closed (checks are mailed to the last known addresses) and he will provide her with a copy of the City's policy.

Motion by Councilmember Ballin, seconded by Councilmember De La Torre, to approve Warrant Register No. 12-042. By consensus, the motion carried.

- 4) ADOPT A RESOLUTION APPROVING AN ALLOCATION OF QUIMBY FUNDS FOR THE SAN FERNANDO SKATE PLAZA CONSTRUCTION

Discussion ensued and Recreation and Community Services Operations Manager Aguila replied to various questions from Councilmembers.

Motion by Councilmember De La Torre, seconded by Councilmember Ballin to adopt a Resolution approving an allocation of Quimby Funds for the construction costs of the San Fernando Skate Plata

AYES: De La Torre, Ballin, Esqueda – 3  
 NOES: Lopez – 1  
 ABSENT: Hernández – 1

- 5) METRO CALL FOR PROJECTS GRANT FUNDS

Public Works Director Ron Ruiz replied to questions from Councilmembers.

Motion by Councilmember De La Torre, seconded by Councilmember Ballin, to approve the de-obligation of the 2007 Call for Projects/San Fernando Road Downtown Pedestrian Improvement Project and direct staff to work with the MRCA to identify additional matching funds for the 2007 Call for Projects/San Fernando Pacoima Wash Bike Path Project. By consensus, the motion carried.



**SAN FERNANDO CITY COUNCIL****MINUTES – April 16, 2012****Page 5****NEW BUSINESS****7) AWARD OF CONTRACT FOR PURCHASE AND INSTALLATION OF WATER PUMP**

Public Works Director Ruiz presented the staff report and replied to questions from Councilmembers.

Motion by Councilmember Ballin, seconded by Mayor Pro Tem Lopez, to:

- a) Find that the purchase and installation of a water pump that is custom designed and built for Well 7A is not a public work, and qualifies for a bidding exception under San Fernando City Code Section 2-806; and
- b) Authorize entering into agreement with General Pump Company (GPC), consistent with the terms of the proposal, for the purchase and installation of a water pump for Well 7A for an amount not to exceed \$181,196.64 with an additional 10% contingency.

By consensus, the motion carried.

**8) RECOMMENDATION TO INCREASE WATER AND SEWER RATES**

Public Works Director Ruiz presented the staff report and responded to questions from Councilmembers.

Motion by Councilmember Ballin, seconded by Mayor Pro Tem Lopez, to approve Recommendation B – Defer effective date of rates introduced on November 7, 2011 (defer the rate increases until July 1, 2012). By consensus, the motion carried.

Motion by Councilmember Ballin, seconded by Mayor Pro Tem Lopez, to introduce for first reading, in title only, and waive further reading of “An Ordinance of the City of San Fernando Amending Division 3 of the Article III of Chapter 94 of the San Fernando City Code Relating to Water Utility Service Charges”. By consensus, the motion carried.

Motion by Councilmember Ballin, seconded by Mayor Pro Tem Lopez, to introduce for first reading, in title only, and waive further reading of “An Ordinance of the City of San Fernando Amending Division 2 of Article II of Chapter 94 of the San Fernando City Code Relating to Sewers and Sewer Disposal Utility Service Charges”. By consensus, the motion carried.

**CITY COUNCIL ITEMS****9) RESOLUTION IN SUPPORT OF ADULT EDUCATION**

**SAN FERNANDO CITY COUNCIL****MINUTES – April 16, 2012****Page 6**

Mayor Pro Tem Lopez said this is something close to his heart and it is very important to the City and surrounding community.

Councilmember De La Torre asked why the resolution does not address early childhood education, and if Council chooses to support it, then where is the money coming from (it is necessary to support the parcel tax increase in November).

Motion by Mayor Pro Tem Lopez, seconded by Councilmember Ballin, to adopt the Resolution and include reference (as suggested by the City Attorney) to support early childhood education too, and not support a parcel tax increase at this time. The motion carried with the following vote:

AYES: Lopez, Ballin, Esqueda – 3  
NOES: De La Torre – 1  
ABSENT: Hernández – 1

**STANDING COMMITTEE UPDATES****No. 1 Budget, Personnel and Finance (BPF)**

Councilmember De La Torre – reported the Committee will begin Fiscal Year 2012-13 budget discussions.

**No. 2 Housing, Community & Economic Development and Parking (HCEP)**

Councilmember De La Torre – no updates.

**No. 3 Natural Resources, Infrastructure, Water, Energy and Waste Management (NRIW)**

Councilmember Ballin – reported that Public Works Director Ruiz went over NRIW points in the slide show presented earlier.

**No. 4 Public Safety, Veteran Affairs, Technology and Transportation (PVTT)**

Mayor Pro Tem Lopez – Public Works Director Ruiz requested to agendize the speed zone study at their next meeting.

**No. 5 Education, Parks, Arts, Health and Aging (EPAH)**

Mayor Esqueda – Recreation and Community Services Operations Manager Aguila reported that the next meeting will be held on April 24, 2012.

**SAN FERNANDO CITY COUNCIL****MINUTES – April 16, 2012****Page 7****GENERAL COUNCIL COMMENTS**

Councilmember De La Torre again stated that she takes offense to the false allegations made against her during public comments and believes it's the City's obligation to take these allegations seriously and make certain that these individuals file police reports.

In response, City Attorney Estrada stated that they can not be forced to file police reports but he and Police Chief Gil Carrillo will look into this.

In response to Councilmember De La Torre's concern regarding providing more sport programs for females, Recreation and Community Services Operations Manager Aguila said he will follow up with his staff.

Councilmember Ballin: 1) said she was very proud of the young ladies that came up to speak in favor of the Resolution Supporting Adult Education; and 2) thanked outgoing employee Senior Accountant Joe Lillio for the great job he has done.

In response to Mayor Esqueda's question regarding a public comment made earlier, Public Works Director Ruiz said that the City did receive some Federal funding for sidewalks, streets, and street lights.

Mayor Esqueda also wants to clear up allegations that are being made and repeated that she did not make any remarks against a certain member of community and his sexual orientation.

Mayor Esqueda thanked her colleagues and staff for all their hard work.

**STAFF COMMUNICATIONS**

City Administrator Hernández: 1) reminded the City Council about the upcoming special meetings regarding interviews for City Attorney; and 2) thanked Mr. Lillio for all his hard work and assistance (he made a big difference in the City this past year).

Public Works Director Ruiz gave an update on the East San Fernando Valley Transit Corridor meeting that was recently held and notified the City Council that the City must take a position on the project soon.

City Planner Fred Ramirez said there will be a meeting on May 31, 2012, in Sacramento held by the California Cultural and Historical Endowment Board regarding the ancillary building at the Lopez Adobe site. Staff, the consultant, and (possibly) a Councilmember should attend.

Recreation and Community Services Operations Manager Aguila talked about the City's partnership with Dr. Steven Loy and together have submitted the "100 Citizens: Role Models for the Future" program for a national contest and encouraged everyone to vote daily (we are currently in first place).

**SAN FERNANDO CITY COUNCIL****MINUTES – April 16, 2012****Page 8****RECESS TO CLOSED SESSION (8:58 P.M.)**

MOTION BY COUNCILMEMBER DE LA TORRE, SECONDED BY COUNCILMEMBER BALLIN, TO RECESS TO THE FOLLOWING CLOSED SESSION, THEREAFTER TO ADJOURN.

A) CONFERENCE WITH LABOR NEGOTIATOR  
G.C. 54957.6

City Negotiator: City Administrator Al Hernandez  
Employee Organizations: San Fernando Police Officers Association  
San Fernando Public Employee Association (SEIU Local 721)

No reportable action. No motions.

B) CONFERENCE WITH LEGAL COUNSEL – EXISTING LITIGATION  
G.C. 54956.9(a)

Jaramillo v. City of San Fernando, et al, PC 052711

No reportable action. No motions.

C) CONFERENCE WITH LEGAL COUNSEL – ANTICIPATED LITIGATION  
G.C. 54956.9(b)

A point has been reached where, in the opinion of the City Council on the advice of its legal counsel, based on the below-described existing facts and circumstances, there is a significant exposure to litigation against the City Council:

- 1) Receipt of Claim pursuant to Tort Claims Act from Anthony Esquivel (copy available for public inspection in City Clerk's office).
- 2) Statement made by Milton Grimes outside an open meeting of City regarding potential claim of Daniel Hernandez. A record of the statement was made by the City Attorney prior to the meeting and is available for public inspection in the City Clerk's office.
- 3) The following facts and circumstances known to a potential plaintiff or plaintiffs: allegations of potential violations of the right of certain employee.

No reportable action. No motions.

*I do hereby certify that the foregoing is a true and correct copy of the minutes of April 16, 2012 meeting as approved by the San Fernando City Council.*

---

*Elena G. Chávez*  
City Clerk

**1 d**

*This Page  
Intentionally  
Left Blank*

**SAN FERNANDO CITY COUNCIL  
MINUTES**

**APRIL 19, 2012 – 6:00 P.M.  
SPECIAL MEETING**

City Hall Council Chambers  
117 Macneil Street  
San Fernando, CA 91340

**CALL TO ORDER/ROLL CALL**

Mayor Brenda Esqueda called the meeting to order at 6:12 p.m.

Present:

Council: Mayor Brenda Esqueda, Mayor Pro Tem Antonio Lopez, and Councilmembers Maribel De La Torre, Sylvia Ballin, and Mario F. Hernández

Staff: City Administrator Al Hernández, City Attorney Michael Estrada, and Deputy City Clerk Julie M. Fernandez

**PLEDGE OF ALLEGIANCE**

Mayor Esqueda

**APPROVAL OF AGENDA**

Motion by Councilmember Hernández, seconded by Mayor Pro Tem Lopez, to approve the agenda. By consensus, the motion carried.

**PUBLIC STATEMENTS**

Samuel Beltran asked who would be voting on the new City Attorney, public or City Council?

**RECESS TO CLOSED SESSION (6:16 P.M.)**

Motion by Councilmember Ballin, seconded by Mayor Pro Tem Lopez to recess to Closed Session. By consensus, Councilmembers recessed to the following Closed Session, thereafter to adjourn.

**SAN FERNANDO CITY COUNCIL  
SPECIAL MEETING MINUTES – April 19, 2012  
Page 2**

A) PUBLIC EMPLOYEE APPOINTMENT  
G.C. 54957

Title: City Attorney

No reportable action. No motions.

*I do hereby certify that the foregoing is a true and correct copy of the minutes of April 19, 2012 meeting as approved by the San Fernando City Council.*

---

*Julie M. Fernandez  
Deputy City Clerk*



**1e**

*This Page  
Intentionally  
Left Blank*

**SAN FERNANDO CITY COUNCIL  
MINUTES**

**APRIL 26, 2012 – 6:00 P.M.  
SPECIAL MEETING**

City Hall Council Chambers  
117 Macneil Street  
San Fernando, CA 91340

**CALL TO ORDER/ROLL CALL**

Mayor Brenda Esqueda called the meeting to order at 6:10 p.m.

Present:

Council: Mayor Brenda Esqueda, Mayor Pro Tem Antonio Lopez, and Councilmembers Maribel De La Torre, Sylvia Ballin, and Mario F. Hernández

Staff: City Administrator Al Hernández, and Deputy City Clerk Julie M. Fernandez

**PLEDGE OF ALLEGIANCE**

Mayor Esqueda

**APPROVAL OF AGENDA**

Motion by Councilmember De La Torre, seconded by Councilmember Ballin, to approve the agenda. By consensus, the motion carried.

**PUBLIC STATEMENTS**

None

**RECESS TO CLOSED SESSION (6:11 P.M.)**

By consensus, Councilmembers recessed to the following Closed Session, thereafter to adjourn.

**SAN FERNANDO CITY COUNCIL  
SPECIAL MEETING MINUTES – April 26, 2012**

**Page 2**

A) PUBLIC EMPLOYEE APPOINTMENT  
G.C. 54957

Title: City Attorney

No reportable action. No motions.

*I do hereby certify that the foregoing is a true and correct copy of the minutes of April 26, 2012 meeting as approved by the San Fernando City Council.*

---

*Julie M. Fernandez  
Deputy City Clerk*

**1 f**

*This Page  
Intentionally  
Left Blank*

**SAN FERNANDO CITY COUNCIL  
MINUTES**

**MAY 2, 2012 – 6:30 P.M.  
SPECIAL MEETING**

City Hall Council Chambers  
117 Macneil Street  
San Fernando, CA 91340

**CALL TO ORDER/ROLL CALL**

Mayor Brenda Esqueda called the meeting to order at 6:34 p.m.

Present:

Council: Mayor Brenda Esqueda, Mayor Pro Tem Antonio Lopez, and Councilmembers Maribel De La Torre, Sylvia Ballin, and Mario F. Hernández

Staff: City Administrator Al Hernández and City Clerk Elena G. Chávez

**PLEDGE OF ALLEGIANCE**

Mayor Esqueda

**APPROVAL OF AGENDA**

Motion by Councilmember De La Torre, seconded by Mayor Pro Tem Lopez, to approve the agenda. By consensus, the motion carried.

**PUBLIC STATEMENTS**

None

**RECESS TO CLOSED SESSION (6:35 P.M.)**

By consensus, Councilmembers recessed to the following Closed Session, thereafter to adjourn.

A) PUBLIC EMPLOYEE APPOINTMENT  
G.C. 54957

Title: City Attorney

**SAN FERNANDO CITY COUNCIL  
SPECIAL MEETING MINUTES – May 2, 2012**

**Page 2**

Motion to terminate the contract with Richards, Watson & Gershon and direct City Administrator Hernández to negotiate a contract with Meyers Nave and agendize for approval by the City Council as soon as possible (Meyers Nave to start as soon as possible).

The motion carried with the following vote:

AYES: Esqueda, Lopez, De La Torre, Hernández – 4  
NOES: Ballin – 1

*I do hereby certify that the foregoing is a true and correct copy of the minutes of May 2, 2012 meeting as approved by the San Fernando City Council.*

---

*Elena G. Chávez*  
City Clerk





*This Page  
Intentionally  
Left Blank*

**FINANCE DEPARTMENT****MEMORANDUM**

**TO:** Mayor Brenda Esqueda and Councilmembers  
**FROM:** Al Hernández, City Administrator/Deputy Finance Director  
**DATE:** May 7, 2012  
**SUBJECT:** Warrant Register

---

**RECOMMENDATION:**

It is recommended that the City Council approve the attached Warrant Register.

**BACKGROUND:**

For each City Council meeting the Finance Department prepares a Warrant Register for Council approval. The Register includes all recommended payments for the City and the Successor Agency to the San Fernando Redevelopment Agency. The Agency warrants are also reflected on the Agency Consent Calendar to reimburse the City for expenses included on the City's Register. Checks, other than handwritten checks, generally are not released until after the Council approves the Register. The exceptions are for early releases to avoid penalties and interest, excessive delays and in all other circumstances favorable to the City to do so. Handwritten checks are those payments required to be issued between Council meetings such as insurance premiums and tax deposits. Staff reviews requests for expenditures for budgetary approval and then prepares a Warrant Register for Council approval and or ratification. Items such as payroll withholding tax deposits do not require budget approval.

The Deputy Finance Director hereby certifies that all requests for expenditures have been signed by the department head, or designee, receiving the merchandise or services thereby stating that the items or services have been received and that the resulting expenditure is appropriate. The Deputy Finance Director hereby certifies that each warrant has been reviewed for completeness and that sufficient funds are available for payment of the warrant register.

**ATTACHMENT:**

A. Warrant Register Resolution

**RESOLUTION NO. 12-051**

**RESOLUTION OF THE CITY COUNCIL OF THE CITY OF  
SAN FERNANDO ALLOWING AND APPROVING FOR  
PAYMENT DEMANDS PRESENTED ON DEMAND/  
WARRANT REGISTER NO. 12-051**

**THE CITY COUNCIL OF THE CITY OF SAN FERNANDO DOES HEREBY  
RESOLVE, FIND, DETERMINE AND ORDER AS FOLLOWS:**

1. That the demands (EXHIBIT "A") as presented, having been duly audited, for completeness, are hereby allowed and approved for payment in the amounts as shown to designated payees and charged to the appropriate funds as indicated.

2. That the City Clerk shall certify to the adoption of this Resolution and deliver it to the City Treasurer.

**PASSED, APPROVED, AND ADOPTED** this 7<sup>th</sup> day of May, 2012.

\_\_\_\_\_  
Brenda Esqueda, Mayor

**ATTEST:**

\_\_\_\_\_  
Elena G. Chávez, City Clerk

**STATE OF CALIFORNIA            )**  
**COUNTY OF LOS ANGELES    ) ss**  
**CITY OF SAN FERNANDO        )**

**I HEREBY CERTIFY** that the foregoing Resolution was approved and adopted at a regular meeting of the City Council held on the 7<sup>th</sup> day of May, 2012, by the following vote to wit:

**AYES:**

**NOES:**

**ABSENT:**

\_\_\_\_\_  
Elena G. Chávez, City Clerk

**EXHIBIT "A"**

vchlist **Voucher List** Page: 1  
 04/26/2012 4:51:15PM CITY OF SAN FERNANDO

Bank code : bank

Voucher	Date	Vendor	Invoice	PO #	Description/Account	Amount
97899	5/7/2012	100066 ADS ENVIRONMENTAL SERVICES,INC	12496.22.32-0312		FLOW MONITORING SERVICES & QTRI 72-360-0000-4260	3,824.01 <b>Total : 3,824.01</b>
97900	5/7/2012	100067 ADVANCE DIRECT MAIL	462012		WATER, SEWER, REFUSE, FOLD & STL 70-382-0000-4260 72-360-0000-4260 73-350-0000-4260	81.17 81.17 81.16 <b>Total : 243.50</b>
97901	5/7/2012	100070 ADVANCED ELECTRONICS INC.	0113997-IN		TWO WAY RADIO , SP EQUIPMENT ANI 01-222-0000-4260	2,190.21 <b>Total : 2,190.21</b>
97902	5/7/2012	100074 AEGIS COMPUTERS INC.	207835		COMP MAINT - 02/06 - 02/10 (51.50HRS) 01-190-0241-4260 01-190-0420-4260 01-222-0000-4260	2,567.50 195.00 585.00
			207836		COMP MAINT - 02/13 - 02/16 (52HRS) 01-190-0241-4260 01-190-0420-4260 01-222-0000-4260	2,502.50 130.00 682.50
			207837		01-190-0310-4260 COMP MAINT - 02/20 - 02/24 (63.50HRS) 01-190-0241-4260 01-190-0420-4260 01-222-0000-4260	65.00 2,827.50 390.00 650.00
			207838		01-190-0381-4260 COMP MAINT - 02/27 - 03/02 (45HRS) 01-190-0241-4260 01-190-0420-4260 01-222-0000-4260	260.00 2,535.00 130.00 260.00
			207839		COMP MAINT - 03/05 - 03/09 (66.50HRS) 01-190-0241-4260 01-190-0420-4260 01-222-0000-4260	2,632.50 260.00 1,235.00

Page: 1

vchlist **Voucher List** Page: 2  
 04/26/2012 4:51:15PM CITY OF SAN FERNANDO

Bank code : bank

Voucher	Date	Vendor	Invoice	PO #	Description/Account	Amount
97902	5/7/2012	100074 AEGIS COMPUTERS INC.	(Continued)		01-190-0310-4260	195.00
			207840		WEB DESIGN/SUPPORT & WEBSITE SE 01-190-0241-4260	930.00 <b>Total : 19,032.50</b>
97903	5/7/2012	100101 VERIZON WIRELESS-LA	460851202		PD CELL PHONES 01-222-0000-4220	179.32 32.97
			870422920		10-220-3641-4220 PD CELL PHONES AND MDT MODEMS 01-222-0000-4220	1,135.21
			970459610		VARIOUS CELL PHONES 01-310-0000-4220 72-360-0000-4220 01-105-0000-4220 01-101-0113-4220 01-101-0101-4220 01-101-0111-4220 01-101-0109-4220	46.57 20.19 42.93 105.93 42.74 9.35 137.83 <b>Total : 1,753.04</b>
97904	5/7/2012	100143 ALONSO, SERGIO	MARCH 2012		MARIACHI MASTER APPRENTICE PRO 01-424-0000-4430	1,050.00 <b>Total : 1,050.00</b>
97905	5/7/2012	100165 AMERICAN WATER WORKS	15206		HOSE REPAIR - PK0390 01-320-0152-4400	63.37 <b>Total : 63.37</b>
97906	5/7/2012	100184 ANDERSON TROPHY CO.	119954		PLAQUES AND RIBBONS 01-222-0000-4300	119.63 <b>Total : 119.63</b>
97907	5/7/2012	100222 ARROYO BUILDING MATERIALS, INC	88995		CONCRETE - HANDICAP RAMPS - LIBR 13-311-0000-4300	188.17
			89005		CONCRETE - HANDICAP RAMPS - LIBR 13-311-0000-4300	188.17

Page: 2

vchlist **Voucher List** Page: 3  
 04/26/2012 4:51:15PM CITY OF SAN FERNANDO

Bank code : bank

Voucher	Date	Vendor	Invoice	PO #	Description/Account	Amount
97907	5/7/2012	100222	100222 ARROYO BUILDING MATERIALS, INC	(Continued)		<b>Total : 376.34</b>
97908	5/7/2012	100405	BONANZA CONCRETE, INC.		CONCRETE - APPROACHES & SIDEWA 15-310-0866-4600	1,000.50
					CONCRETE - HANDICAP RAMPS @ HA 15-310-0866-4600	807.47
					CONCRETE - HANDICAP RAMPS @ HA 15-310-0866-4600	721.56
					<b>Total :</b>	<b>2,529.53</b>
97909	5/7/2012	100462	BYRD INDUSTRIAL ELECTRONICS	1202-11	REPAIRS @ WELLS & RESERVOIRS 70-384-0000-4260	3,660.25
					<b>Total :</b>	<b>3,660.25</b>
97910	5/7/2012	100532	STATE OF CALIFORNIA, DEPARTMENT OF JU	900763	LIVESCAN FINGERPRINTING - MARCH 01-222-3721-4260	2,805.00
			902838		EMPLOYEE SCREENING FINGERPRINT 01-106-0000-4270	64.00
					<b>Total :</b>	<b>2,869.00</b>
97911	5/7/2012	100562	CALIFORNIA PARK & RECREATION	122631	MEMBERSHIP DUES 01-420-0000-4380	170.00
					<b>Total :</b>	<b>170.00</b>
97912	5/7/2012	100573	CA-NV AWWA	2126	TRAINING FOR BACKFLOW TECH @ R 70-384-0000-4360	205.00
					<b>Total :</b>	<b>205.00</b>
97913	5/7/2012	100715	CITY-WIDE FIRE PROTECTION CO.	34962	FIRE PROTECTION REPAIR 01-430-0000-4300	228.37
					<b>Total :</b>	<b>228.37</b>
97914	5/7/2012	100735	COASTAL AIR	13993	A/C SERVICES FOR LP PARK - FOUND 01-390-0460-4330	445.00
					<b>Total :</b>	<b>445.00</b>
97915	5/7/2012	100805	COOPER HARDWARE INC.	83968	VALVE TRUCK HOSE REEL 70-383-0000-4320	57.93

Page: 3

vchlist **Voucher List** Page: 4  
 04/26/2012 4:51:15PM CITY OF SAN FERNANDO

Bank code : bank

Voucher	Date	Vendor	Invoice	PO #	Description/Account	Amount
97915	5/7/2012	100805	COOPER HARDWARE INC.	(Continued)		
			84316		BLADES 70-383-0301-4300	44.73
			84385		CHLORINE FOR COLLECTION WATER 70-384-0301-4300	60.83
			84386		CHLORINE RETURNED 70-384-0301-4300	-28.28
					<b>Total :</b>	<b>135.21</b>
97916	5/7/2012	100810	COPWARE, INC.	81488	CA PEACE OFFICERS LEGAL SOURCE 01-222-0000-4260	400.00
					<b>Total :</b>	<b>400.00</b>
97917	5/7/2012	100859	CROWN DISPOSAL	23N00080	HAULING FEES - MARCH 2012 73-350-0000-4260	65,959.60
					<b>Total :</b>	<b>65,959.60</b>
97918	5/7/2012	100886	DAILY NEWS	0010114170	NOI HARDING - FERMOORE APTS 01-3706-0000	1,480.90
			0010122728		NOI - HARDING -FERMOORE APTS 01-3706-0000	1,409.95
					<b>Total :</b>	<b>2,890.85</b>
97919	5/7/2012	100886	DAILY NEWS	0000036558	NON-COMPLIANCE INDUSTRIAL USER 01-310-0000-4260	573.60
					<b>Total :</b>	<b>573.60</b>
97920	5/7/2012	100894	DAPPER TIRE COMPANY INC.	432412	TIRES FOR FLEET 01-1215	1,363.99
					<b>Total :</b>	<b>1,363.99</b>
97921	5/7/2012	101004	DUNN-EDWARDS CORPORATION	2030205934	FLAG INSTALLATION POLE 11-311-7510-4300	39.25
					<b>Total :</b>	<b>39.25</b>
97922	5/7/2012	101031	E.G. BRENNAN & CO., LLC	0000041248	ANNUAL MAINTENANCE AGREEMENT I 01-190-0000-4300	214.50

Page: 4

vchlist		Voucher List				Page:	5
04/26/2012 4:51:15PM		CITY OF SAN FERNANDO					
Bank code : bank							
Voucher	Date	Vendor	Invoice	PO #	Description/Account	Amount	
97922	5/7/2012	101031 101031 E.G. BRENNAN & CO., LLC	(Continued)				<b>Total : 214.50</b>
97923	5/7/2012	101051 ELKAY PLASTICS CO., INC.	2077543		PROPERTY BAGS FOR JAIL 01-222-0000-4300	231.57	<b>Total : 231.57</b>
97924	5/7/2012	101089 ESCOBAR, MARCO	041112		L P SENIOR PETTY CASH REIMB. 04-2380	58.03	
			041112		L P SENIOR PETTY CASH REIMB. 04-2380	157.85	
			041112		L P SENIOR PETTY CASH REIMB. 04-2380	21.75	
			041812		L P SENIOR PETTY CASH REIMB. 04-2380	176.91	<b>Total : 414.54</b>
97925	5/7/2012	101140 FAR WEST CHARTERS	LAS VEGAS		DEPOSIT FOR LAS VEGAS TRIP ON 04-2380	300.00	<b>Total : 300.00</b>
97926	5/7/2012	101147 FEDEX	7-847-50619		POSTAGE 01-190-0000-4280	68.02	<b>Total : 68.02</b>
97927	5/7/2012	101173 WRIGHT EXPRESS FSC	29037272		FUEL FOR FLEET 01-320-0152-4402 01-320-0221-4402 01-320-0222-4402 01-320-0224-4402 01-320-0225-4402 01-320-0226-4402 01-320-0228-4402 01-320-0311-4402 01-320-0312-4402 01-320-0320-4402 01-320-0346-4402 01-320-0370-4402	325.63 250.14 282.12 1,076.34 6,777.66 2.00 719.96 1,358.08 77.21 222.40 45.86 797.81	
							Page: 5

vchlist		Voucher List				Page:	6
04/26/2012 4:51:15PM		CITY OF SAN FERNANDO					
Bank code : bank							
Voucher	Date	Vendor	Invoice	PO #	Description/Account	Amount	
97927	5/7/2012	101173 WRIGHT EXPRESS FSC	(Continued)		01-320-0371-4402 01-320-0390-4402 07-313-3630-4402 07-440-0442-4402 27-344-0000-4402 29-335-0000-4402 70-381-0000-4402 70-382-0000-4402 70-383-0000-4402 70-384-0000-4402 72-360-0000-4402 73-350-0000-4402	469.96 1,758.25 1,492.13 104.01 99.71 192.85 52.16 243.63 636.09 356.73 484.35 98.02	<b>Total : 17,923.10</b>
97928	5/7/2012	101251 VERIZON	BR43356		PD RINGDOWN CIRCUIT NOT WORKIN 01-222-0000-4220	200.00	<b>Total : 200.00</b>
97929	5/7/2012	101302 VERIZON	8181811070		POLICE PAGING 01-222-0000-4220	39.69	
			8181811111		MUSIC CHANNEL 01-190-0000-4220	39.69	
			8181811126		RADIO REPEATER 01-222-0000-4220	43.60	
			8181811136		RADIO REPEATER 01-222-0000-4220	43.60	
			8181811380		MWD METER 70-384-0000-4220	43.60	
			8181973209		PARKS MAJOR PHONE LINES 01-420-0000-4220	1,332.85	
			8181973210		PD MAJOR PHONE LINES 01-222-0000-4220	2,602.47	
			8181973211		PHONE BILL 01-190-0000-4220	2,171.50	
			8181990351		PAC 50 TO SHERRIFFS 01-222-0000-4220	492.73	
							Page: 6

vchlist **Voucher List** Page: 7  
 04/26/2012 4:51:15PM CITY OF SAN FERNANDO

Bank code : bank

Voucher	Date	Vendor	Invoice	PO #	Description/Account	Amount
97929	5/7/2012	101302 VERIZON	(Continued) 8183610901		SEWER FLOW MONITOR 72-360-0000-4220	36.70
			8183613958		CNG STATION 01-320-3661-4220	35.57
			8183655097		PD NARCOTICS VAULT 01-222-0000-4220	25.81
			8188315002		PD SPECIAL PROBLEMS 01-222-0000-4220	35.40
			8188381841		ENGINEERING FAX MODEM 01-310-0000-4220	21.27
			8188981293		CITY YARD MAJOR PHONE LINES 70-384-0000-4220	662.99
			8188987373		PD EMERGENCY 01-222-0000-4220	100.74
					<b>Total :</b>	<b>7,728.21</b>
97930	5/7/2012	101434 GUZMAN, JESUS ALBERTO	MARCH 2012		MARIACHI MASTER APPRENTICE PRO 01-424-0000-4430	1,600.00
					<b>Total :</b>	<b>1,600.00</b>
97931	5/7/2012	101482 HERNANDEZ, JAIME	041012		MUSIC FOR MOTHER'S DAY DANCE O 04-2380	900.00
					<b>Total :</b>	<b>900.00</b>
97932	5/7/2012	101528 THE HOME DEPOT CRC, ACCT#603532202490	2177202		TRASH BAGS 11-311-7510-4600	263.36
			3581295		01-341-0301-4300	263.37
			38290		LETTER & NUMBER STENCILS FOR VC 01-390-0410-4300	12.45
			38348		SUPPLIES FOR COLLECTING WATER S 70-384-0000-4340	76.10
			4973398		MAT'L S FOR TRAFFIC KNOCKDOWNS 13-370-0301-4300	250.67
			5092067		SALT - WELL4A 70-384-0301-4300	422.80
					SIGN MATERIAL	

Page: 7

vchlist **Voucher List** Page: 8  
 04/26/2012 4:51:15PM CITY OF SAN FERNANDO

Bank code : bank

Voucher	Date	Vendor	Invoice	PO #	Description/Account	Amount
97932	5/7/2012	101528 THE HOME DEPOT CRC, ACCT#603532202490	(Continued)		13-370-0301-4300	170.71
			6091858		SUPPLIES 70-383-0301-4300	70.46
			7025390		SPRAY NOZZLE REPLACEMENT @ LP I 01-390-0460-4300	21.69
			7038886		MISC ITEMS 01-430-0000-4300	116.57
			7243436		MAT'L S FOR WEEKLY WASH DOWN @ 01-390-0460-4300	31.45
			8026867		WATER HEATER UPGRADE @ LP SNAC 01-390-0460-4430	559.45
			8038786		SIGN MAT'L S FOR KNOCKDOWN 13-370-0301-4300	99.14
			8089183		MACLAY MAINT SUPPLIES 11-311-7510-4600	81.55
			8466303		01-341-0301-4300	21.95
					CONE WATER CUPS FOR CREWS 01-390-0410-4300	18.12
					70-383-0301-4300	18.12
					72-360-0301-4300	18.11
			9974002		SALT - WELL 2A 70-384-0301-4300	1,189.41
					<b>Total :</b>	<b>3,705.48</b>
97933	5/7/2012	101554 HURRICANE FENCE COMPANY	12282		FENCE REPAIR @ UPPER RESERVOIR 70-384-0000-4260	185.00
					<b>Total :</b>	<b>185.00</b>
97934	5/7/2012	101599 IMAGE 2000 CORPORATION	VN261720		TONER FREIGHT COST FOR COLOR PI 01-420-0000-4260	23.88
			VN262810		TOSH 450 AND 4511 USAGE 01-420-0000-4260	626.84
			VN262812		TOSHIBA 5500C CONTRACT COVERAGE 10-420-1371-4260	180.21
			VN262814		CONTRACT BASE RATE CHARGE-03/24 01-190-0000-4320	342.89

Page: 8



vchlist Voucher List  
 04/26/2012 4:51:15PM CITY OF SAN FERNANDO Page: 9

Bank code : bank

Voucher	Date	Vendor	Invoice	PO #	Description/Account	Amount
97934	5/7/2012	101599 IMAGE 2000 CORPORATION	(Continued) VN262815		CONTRACT BASE RATE CHARGE 04/03 01-190-0000-4320	1,317.07 <b>Total : 2,490.89</b>
97935	5/7/2012	101666 DE LAGE LANDEN FINANCIAL SERVS	13353975		SHARP COPIERS USAGE-APRIL 2012 01-222-0000-4260	1,267.48 <b>Total : 1,267.48</b>
97936	5/7/2012	101677 J & B ELECTRONIC DOOR SERV INC	38900		QRLTY SERVICE FOR ELEC. GATE @ P 01-390-0222-4260	142.50 <b>Total : 142.50</b>
97937	5/7/2012	101700 JAMES RESTAURANT	39		PRISONER MEALS FOR MARCH 2012 01-225-0000-4350	1,590.00 <b>Total : 1,590.00</b>
97938	5/7/2012	101768 KIMBALL-MIDWEST	2364392		DISPENSER HAND CLEANER 01-320-0301-4300	62.84 <b>Total : 62.84</b>
97939	5/7/2012	101920 LIEBERT CASSIDY WHITMORE	032112		ERC WORKSHOP ON 03/21/12 01-370-0000-4360 01-390-0410-4360 01-150-0000-4360 01-420-0000-4360 01-225-0000-4360 70-381-0000-4360 01-320-0000-4360 27-344-0000-4260 148546 LEGAL SERVICES 01-110-0000-4270 148547 LEGAL SERVICES 01-110-0000-4270 148548 LEGAL SERVICES 01-110-1060-4270 148549 LEGAL SERVICES	35.00 70.00 105.00 210.00 70.00 105.00 35.00 35.00 5,274.00 324.00 697.00

Page: 9

vchlist Voucher List  
 04/26/2012 4:51:15PM CITY OF SAN FERNANDO Page: 10

Bank code : bank

Voucher	Date	Vendor	Invoice	PO #	Description/Account	Amount
97939	5/7/2012	101920 LIEBERT CASSIDY WHITMORE	(Continued)		01-110-3375-4270 LEGAL FEES 01-110-0000-4270 LEGAL SERVICES 01-110-0507-4270	173.00 99.50 7,295.23 <b>Total : 14,527.73</b>
97940	5/7/2012	101929 LINGO INDUSTRIAL ELECTRONICS	31844 31850 31853		TRAFFIC SIGNAL CONTROLLER REPAI 13-371-0000-4600 KNOCKDOWN MAT'LS - GLENOAKS/BR 13-371-0000-4600 TRAFFIC SIGNAL KNOCKDOWN POLES 13-371-0000-4600	2,101.05 1,878.11 1,392.00 <b>Total : 5,371.16</b>
97941	5/7/2012	101953 LOS ANGELES BASIN CHAPTER	DUES 2012		ANNUAL MEMBERSHIP 01-140-0000-4380	100.00 <b>Total : 100.00</b>
97942	5/7/2012	101957 CITY OF LOS ANGELES	SF120000006		FIRE/AMBULANCE SERVICES - DEC 20 01-500-0000-4260	263,279.91 <b>Total : 263,279.91</b>
97943	5/7/2012	101971 L.A. MUNICIPAL SERVICES	041212 041312 742182-315938 742182-315943		ELECTRIC - 13655 FOOHILL 70-384-0000-4210 WATER - 12900 DRONFIELD 70-384-0000-4210 SECURITY LIGHTING @ 13655 FOOHI 70-384-0000-4210 SECURITY LIGHTING @ DRONFIELD S 70-384-0000-4210	68.55 12,442.63 104.50 334.25 <b>Total : 12,949.93</b>
97944	5/7/2012	101974 LOS ANGELES COUNTY	MARCH 2012		DEPT OF ANIMAL CARE & CONTROL FI 01-152-0000-4260	1,224.06 <b>Total : 1,224.06</b>

Page: 10

vchlist		Voucher List				Page:	11	
04/26/2012	4:51:15PM	CITY OF SAN FERNANDO						
Bank code :		bank						
Voucher	Date	Vendor	Invoice	PO #	Description/Account	Amount		
97945	5/7/2012	101990 L.A. COUNTY METROPOLITAN	800051822		TAP CARDS - MARCH 2012 07-440-0441-4260	1,350.00		
					<b>Total :</b>	<b>1,350.00</b>		
97946	5/7/2012	102003 LOS ANGELES COUNTY	RE-PW-12031608929		INDUSTRIAL WASTE FEE - FEB 2012 72-360-0000-4430	7,236.28		
					<b>Total :</b>	<b>7,236.28</b>		
97947	5/7/2012	102012 LOS ANGELES COUNTY	2508-002-270		2011-2012 PROPERTY TAXES WELL3 70-381-0000-4450	136.52		
			2508-005-270		2011-2012 PROPERTY TAXES WELL 2A 70-381-0000-4450	157.12		
			2508-005-271		2011-2012 PROPERTY TAXES WELL 2A 70-381-0000-4450	100.48		
			2509-014-270		2011-2012 PROPERTY TAXES WELL 4A 70-381-0000-4450	2,727.55		
			2509-015-270		2011-2012 PROPERTY TAXES REERVIC 70-381-0000-4450	895.46		
			2517-023-270		2011-2012 PROPERTY TAXES HERITAG 01-390-7500-4450	3,147.94		
					<b>Total :</b>	<b>7,165.07</b>		
97948	5/7/2012	102063 MACKAY METERS, INC.	1031381		OUTER LEXAN GLASS REPLACED @ L 29-335-0301-4300	247.28		
			1031500		LOCKS FOR PARKING METERS 29-335-0301-4300	758.40		
					<b>Total :</b>	<b>1,005.68</b>		
97949	5/7/2012	102112 MARTINELLI'S OFFICE EQUIPMENT	R15064		REPAIR OFFICE COPIER IN WATER OF 70-384-0000-4320	165.50		
					<b>Total :</b>	<b>165.50</b>		
97950	5/7/2012	102148 METROPOLITAN WATER DISTRICT	7313		CAPACITY CHARGE 70-384-0000-4450	2,528.33		
					<b>Total :</b>	<b>2,528.33</b>		
97951	5/7/2012	102226 MISSION LINEN & UNIFORM	340640146		LAUNDRY			
							Page: 11	

vchlist		Voucher List				Page:	12	
04/26/2012	4:51:15PM	CITY OF SAN FERNANDO						
Bank code :		bank						
Voucher	Date	Vendor	Invoice	PO #	Description/Account	Amount		
97951	5/7/2012	102226 MISSION LINEN & UNIFORM	(Continued)		01-225-0000-4350	107.77		
			340640803		LAUNDRY			
			340641704		01-225-0000-4350	140.80		
			340642340		LAUNDRY			
			340643251		01-225-0000-4350	114.99		
			340643892		LAUNDRY			
					01-225-0000-4350	181.85		
					LAUNDRY			
					01-225-0000-4350	134.60		
					LAUNDRY			
					01-225-0000-4350	175.53		
					<b>Total :</b>	<b>855.54</b>		
97952	5/7/2012	102287 MUNICIPAL CODE CORP.	214073		CODE UPDATE 01-115-0000-4260	1,514.63		
			216181		ANNUAL MUNICODE ON INTERNET FEI 01-115-0000-4260	500.00		
					<b>Total :</b>	<b>2,014.63</b>		
97953	5/7/2012	102303 NACHO'S ORNAMENTAL SUPPLY	193522		MAT'LS TO REPAIR GENERATOR TRAIL 01-390-0410-4320	112.72		
					<b>Total :</b>	<b>112.72</b>		
97954	5/7/2012	102306 MWH LABORATORIES	L0081184		WATER ANALYSIS 70-384-0000-4260	164.00		
			L0082096		WATER ANALYSIS			
			L0082611		70-384-0000-4260	164.00		
			L0082615		WATER ANALYSIS			
			L0082621		70-384-0000-4260	139.60		
			L0082631		WATER ANALYSIS			
			L0082799		70-384-0000-4260	139.60		
					WATER ANALYSIS			
							Page: 12	

vchlist **Voucher List** Page: 13  
 04/26/2012 4:51:15PM CITY OF SAN FERNANDO

Bank code : bank

Voucher	Date	Vendor	Invoice	PO #	Description/Account	Amount
97954	5/7/2012	102306 MWH LABORATORIES	(Continued)			
			L0083140		70-384-0000-4260 WATER ANALYSIS	139.60
			L0083144		70-384-0000-4260 WATER ANALYSIS	139.60
			L0083145		70-384-0000-4260 WATER ANALYSIS	139.60
			L0083513		70-384-0000-4260 WATER ANALYSIS	164.00
			L0083526		70-384-0000-4260 WATER ANALYSIS	139.60
			L0083531		70-384-0000-4260 WATER ANALYSIS	139.60
			L0083586		70-384-0000-4260 WATER ANALYSIS	139.60
					<b>Total :</b>	<b>2,052.00</b>
97955	5/7/2012	102374 NEOPOST	48154364		RATE CHANGE PROTECTION PLAN - 01-190-0000-4280	162.08
					<b>Total :</b>	<b>162.08</b>
97956	5/7/2012	102387 K.R. NIDA CORPORATION	26086		HOLSTER FOR HAND-HELD RADIO 72-360-0301-4300	269.04
					<b>Total :</b>	<b>269.04</b>
97957	5/7/2012	102410 NORTHRIDGE HOSPITAL MEDICAL	301399739		SART EXAM 01-224-0000-4270	730.00
					<b>Total :</b>	<b>730.00</b>
97958	5/7/2012	102432 OFFICE DEPOT	1412230032		SCREEN PROTECTOR 01-430-0000-4300	141.36
			1445906303		WIRELESS ROUTER 01-430-0000-4300	54.36
			1453418075		CLOCK & WRITING PAD 01-222-0000-4300	27.10
			1454067670		PAPER	

Page: 13

vchlist **Voucher List** Page: 14  
 04/26/2012 4:51:15PM CITY OF SAN FERNANDO

Bank code : bank

Voucher	Date	Vendor	Invoice	PO #	Description/Account	Amount
97958	5/7/2012	102432 OFFICE DEPOT	(Continued)			
			602296656001		01-222-0000-4300 FILE TRAY	33.73
			602296749001		01-222-0000-4300 POST IT NOTES SCREEN WIPES & CAL	68.49
			602391340001		01-222-0000-4300 COPY PAPER	32.48
			602549834001		01-222-0000-4300 CLOCK	189.33
			602549876001		01-222-0000-4300 SELF INK STAMP & NAME PLATE	14.37
			603178313001		01-222-0000-4300 SUGAR, CREAMER & COFFEE	63.22
			603277315001		01-311-0000-4300 PAPER, STAPLERS, PAPER PAD, PENS	88.62
			603298916001		01-222-0000-4300 OFFICE SUPPLIES FOR PW OPS CTR	214.84
			603525367001		70-383-0000-4300 RUBBER BANDS, PENS, STPALES &	202.06
					70-382-0000-4300	6.93
					72-360-0000-4300	6.93
					73-350-0000-4300	6.94
			604090089001		COPY PAPER 01-420-0000-4300	94.66
			604560308001		10-420-1371-4300 PAPER	94.67
			604612488001		01-115-0000-4300 USB DRIVE, CLIP BINDERS, PENS,	13.16
			605218430001		01-222-0000-4300 DUSTER, POST IT, PENS & ENVELOPE:	247.13
			605867810001		01-140-0000-4300 CLIP BINDERS, FOAM BOARDS & CER1	100.83
			605966933001		01-310-0000-4300 ADHESIVE SPRAY MOUNT	69.20
					01-310-0000-4300	25.43
					<b>Total :</b>	<b>1,795.84</b>

Page: 14

vchlist		Voucher List				Page:	15
04/26/2012 4:51:15PM		CITY OF SAN FERNANDO					
Bank code :		bank					
Voucher	Date	Vendor	Invoice	PO #	Description/Account	Amount	
97959	5/7/2012	102530 AT & T	818-270-2203		1SDN LINE / LASN NETWORK 01-222-0000-4220	124.17	
						<b>Total :</b>	<b>124.17</b>
97960	5/7/2012	102592 PEREZ, RALPH	041112		COMMISSIONER'S REIMBURSEMENT 01-310-0000-4111	50.00	
						<b>Total :</b>	<b>50.00</b>
97961	5/7/2012	102666 PREFERRED DELIVERY SYSTEMS INC	549-26		COURIER SERVICE 01-222-0000-4300	206.00	
			549-27		COURIER SERVICE 01-222-0000-4260	206.00	
						<b>Total :</b>	<b>412.00</b>
97962	5/7/2012	102688 PROFESSIONAL PRINTING CENTERS	21504		FORMS 01-222-0000-4300	736.24	
						<b>Total :</b>	<b>736.24</b>
97963	5/7/2012	102727 QUARTERMASTER	R876910500011		HANDCUFFS 01-222-0000-4300	66.53	
						<b>Total :</b>	<b>66.53</b>
97964	5/7/2012	102848 RICHARDS, WATSON & GERSHON	182540		LEGAL SERVICES 92-110-0000-4270	944.00	
					94-110-0000-4270	944.00	
					92-110-0098-4270	8.00	
					94-110-0098-4270	8.00	
			182540		LEGAL SERVICES 70-110-0000-4270	96.00	
					72-110-0000-4270	416.00	
					01-110-3376-4270	1,984.00	
					01-110-0000-4270	-3,328.00	
			182541		LEGAL SERVICES 01-110-0000-4270	582.88	
					70-110-0000-4270	184.50	
					01-110-3376-4270	5,986.00	
			182542		LEGAL SERVICES		
						<b>Total :</b>	

vchlist		Voucher List				Page:	16
04/26/2012 4:51:15PM		CITY OF SAN FERNANDO					
Bank code :		bank					
Voucher	Date	Vendor	Invoice	PO #	Description/Account	Amount	
97964	5/7/2012	102848 RICHARDS, WATSON & GERSHON	(Continued)		01-150-0000-4270	17.60	
			182543		LEGAL SERVICES		
			182544		94-110-1055-4270	41.00	
			182545		LEGAL SERVICES		
					01-110-1060-4270	372.00	
			182546		LEGAL SERVICES		
					01-110-1065-4270	16.00	
			182547		LEGAL SERVICES		
					01-110-0000-4270	86.05	
					94-110-0000-4270	937.23	
					92-110-0000-4270	937.23	
					92-110-0098-4270	783.75	
					94-110-0098-4270	783.74	
			182549		LEGAL SERVICES		
					72-360-0000-4270	90.20	
			182550		LEGAL SERVICES		
					92-110-0000-4270	1,066.25	
					94-110-0000-4270	1,066.25	
			RETAINER		RETAINER - FEBRUARY 2012		
					01-110-0000-4270	4,415.00	
						<b>Total :</b>	<b>18,437.68</b>
97965	5/7/2012	102889 RODRIGUEZ, MARIO	MARCH 2012		COMMISSIONER'S REIMBURSEMENT 01-150-0000-4111	50.00	
						<b>Total :</b>	<b>50.00</b>
97966	5/7/2012	102927 ROXFORD VETERINARY CLINIC	2012-006		SPAY & NEUTER VOUCHER 01-150-0000-4270	20.00	
						<b>Total :</b>	<b>20.00</b>
97967	5/7/2012	102929 ROYAL PAPER CORPORATION	4290397		CLEANING SUPPLIES 01-430-0000-4300	377.13	
			4292921		JANITORIAL SUPPLIES 01-390-0450-4300	119.35	
					01-390-0410-4300	439.14	
						<b>Total :</b>	

vchlist		Voucher List				Page:	17
04/26/2012 4:51:15PM		CITY OF SAN FERNANDO					
Bank code : bank							
Voucher	Date	Vendor	Invoice	PO #	Description/Account	Amount	
97967	5/7/2012	102929 ROYAL PAPER CORPORATION	(Continued)		01-390-0460-4300	364.68	
					01-430-0000-4300	44.86	
					01-390-7500-4300	174.51	
					01-390-0470-4300	41.32	
					01-390-0310-4300	41.32	
					01-390-0222-4300	41.32	
					<b>Total :</b>	<b>1,643.63</b>	
97968	5/7/2012	102958 S & S WORLDWIDE	7185894		BALANCE DUE ON INV#7179380 - BAC		
					17-420-1328-4300	4.67	
					<b>Total :</b>	<b>4.67</b>	
97969	5/7/2012	102967 SCOTT FAZEKAS & ASSOCIATES INC	15876		PLAN CHECK CONSULTANT FEES		
					01-2698	692.03	
					<b>Total :</b>	<b>692.03</b>	
97970	5/7/2012	103010 SAM'S CLUB DIRECT, #0402465855179	3949		KITCHEN SUPPLIES - MOCHA MIX, HAL		
			6528		01-222-0000-4300	252.13	
					BATTERIES		
			8484		01-222-0000-4300	98.92	
					MOCHA MIX AND HALF & HALF		
					01-222-0000-4300	46.16	
					<b>Total :</b>	<b>397.21</b>	
97971	5/7/2012	103029 SAN FERNANDO, CITY OF	11344-11365		REIMBURSEMENT TO WORKERS COM		
					06-190-0000-4810	19,723.11	
					<b>Total :</b>	<b>19,723.11</b>	
97972	5/7/2012	103038 SAN FERNANDO FLORIST	030649/1		MISC FOR MOTHER'S DAY DANCE ON		
					04-2380	1,080.31	
					<b>Total :</b>	<b>1,080.31</b>	
97973	5/7/2012	103050 SAN FERNANDO PET HOSPITAL	2012-002		SPAY & NEUTER VOUCHER PROGRAM		
			2012-008		01-150-0000-4270	20.00	
					SPAY & NEUTER VOUCHER		
					01-150-0000-4270	20.00	
							Page: 17

vchlist		Voucher List				Page:	18
04/26/2012 4:51:15PM		CITY OF SAN FERNANDO					
Bank code : bank							
Voucher	Date	Vendor	Invoice	PO #	Description/Account	Amount	
97973	5/7/2012	103050 103050 SAN FERNANDO PET HOSPITAL	(Continued)				<b>Total : 40.00</b>
97974	5/7/2012	103170 SIRCHIE FINGER PRINT	0077279-IN		LATENT FINGERPRINT CARDS		
					01-222-0000-4300	90.68	
					<b>Total :</b>	<b>90.68</b>	
97975	5/7/2012	103184 SMART & FINAL	158168		COFFEE, CREAMER, SUGAR, CUPS ET		
			160221		10-422-3750-4300	157.42	
			164741		CANDY FOR SPRING EGGSTRAVAGAN		
					01-423-0000-4300	516.50	
					AFTERSCHOOL PROJ WEEKLY ACTIVIT		
					10-420-1371-4300	43.13	
					10-422-3750-4300	49.03	
			713365		SUPPLIES FOR MEAL RPOGRAM		
					10-422-3750-4300	93.20	
					04-2346	5.60	
					<b>Total :</b>	<b>864.88</b>	
97976	5/7/2012	103196 SOUTH COAST AIR QUALITY	2462972		ANNUAL GENERATOR PERMITS		
			2464219		01-430-0000-4210	303.56	
					ANNUAL GENERATOR PERMITS		
					01-430-0000-4210	112.85	
					<b>Total :</b>	<b>416.41</b>	
97977	5/7/2012	103202 SOUTHERN CALIFORNIA EDISON CO.	033012		ELECTRIC - VARIOUS LOCATIONS		
			033112		29-335-0000-4210	1,189.82	
					ELECTRIC - 200 HUBBARD		
					01-371-0000-4210	38.63	
					01-420-0000-4210	197.74	
			040312		ELECTRIC - MOTT/BRAND		
					01-371-0000-4210	43.60	
					01-390-0457-4210	65.31	
			040412		ELECTRIC - 910 FIRST		
					01-222-0000-4210	3,382.81	
					01-320-3661-4210	1,559.69	
					01-390-0450-4210	556.86	
					01-310-0000-4210	1,457.75	
							Page: 18

vchlist		Voucher List				Page:	19	
04/26/2012 4:51:15PM		CITY OF SAN FERNANDO						
Bank code : bank								
Voucher	Date	Vendor	Invoice	PO #	Description/Account	Amount		
97977	5/7/2012	103202 SOUTHERN CALIFORNIA EDISON CO.	(Continued)					
					29-335-0000-4210		43.27	
					27-344-0000-4210		519.64	
					29-335-0000-4210		58.34	
			040512		ELECTRIC - 505 S HUNTINGTON			
					01-420-0000-4210		1,370.76	
					27-344-0000-4210		82.05	
			040612		ELECTRIC - 208 PARK (AQUATIC CENT)			
					01-430-0000-4210		1,095.54	
					01-420-0000-4210		1,982.23	
					27-344-0000-4210		18,533.87	
			040712		ELECTRIC - VARIOUS LOCATIONS			
					01-371-0000-4210		1,489.34	
			041012		ELECTRIC - BRAND/3RD; 1202 PICO			
					29-335-0000-4210		229.16	
			041112		ELECTRIC - 900 1/2 1ST, 1041 1/2 TRUM			
					01-390-0470-4210		108.95	
			041212		ELECTRIC - COR TRUMAN/KITTRIDGE			
					01-341-0000-4210		23.18	
			041312		ELECTRIC- 120 MACNEIL			
					01-390-0450-4210		422.32	
					70-381-0000-4210		211.16	
					72-360-0000-4210		211.15	
					70-384-0000-4210		559.32	
					<b>Total :</b>		<b>35,432.49</b>	
97978	5/7/2012	103205 THE GAS COMPANY	040912		GAS - 117 MACNEIL			
					01-310-0000-4210		170.17	
					70-381-0000-4210		92.62	
			041112		GAS - 208 PARK (AQUAITC CENTER)			
					01-430-0000-4210		17,952.74	
					01-222-0000-4210		410.88	
			041212		GAS - 505 S HUNTINGTON			
					01-420-0000-4210		180.17	
					<b>Total :</b>		<b>18,806.58</b>	
97979	5/7/2012	103206 SOUTHERN CALIFORNIA GAS CO.	176-827-9753		NATURAL GAS FOR CNG STATION			
							Page:	19

vchlist		Voucher List				Page:	20	
04/26/2012 4:51:15PM		CITY OF SAN FERNANDO						
Bank code : bank								
Voucher	Date	Vendor	Invoice	PO #	Description/Account	Amount		
97979	5/7/2012	103206 SOUTHERN CALIFORNIA GAS CO.	(Continued)					
					01-320-3661-4402		4,684.34	
					<b>Total :</b>		<b>4,684.34</b>	
97980	5/7/2012	103251 STANLEY PEST CONTROL	384754		PEST CONTROL @ PD			
					01-390-0222-4260		64.00	
					<b>Total :</b>		<b>64.00</b>	
97981	5/7/2012	103292 SUPER SOUND ELECTRONICS	21362		REPAIR RADIO - WA4470			
					70-384-0000-4400		220.00	
					<b>Total :</b>		<b>220.00</b>	
97982	5/7/2012	103299 SUPREME SALES COMPANY, INC.	018092		INMATE SLIPPERS			
					01-225-0000-4350		141.28	
					<b>Total :</b>		<b>141.28</b>	
97983	5/7/2012	103318 TAG/AMS, INC.	2641758		ANNUAL RENEWAL FEE			
					01-106-0000-4260		190.00	
					<b>Total :</b>		<b>190.00</b>	
97984	5/7/2012	103349 THE HOUSE OF PRINTING, INC.	141954		BUSINESS CARDS			
					01-101-0000-4300		184.75	
					<b>Total :</b>		<b>184.75</b>	
97985	5/7/2012	103439 UPS	831954142		POSTAGE			
					01-190-0000-4280		137.08	
					<b>Total :</b>		<b>137.08</b>	
97986	5/7/2012	103458 U.S. HEALTHWORKS MEDICAL GROUP	2052859-CA		DOT COLLECTION & DOT BAT			
					01-106-0000-4260		55.00	
					<b>Total :</b>		<b>55.00</b>	
97987	5/7/2012	103463 U.S. POSTMASTER	DEMAND		PRESORTED FIRST CLASS POSTAGE -			
					70-382-0000-4280		313.19	
					72-360-0000-4280		313.19	
					73-350-0000-4280		313.20	
					<b>Total :</b>		<b>939.58</b>	
							Page:	20

vchlist		Voucher List				Page:	21	
04/26/2012	4:51:15PM	CITY OF SAN FERNANDO						
Bank code :		bank						
Voucher	Date	Vendor	Invoice	PO #	Description/Account	Amount		
97988	5/7/2012	103503 UNITED STATES POSTAL SERVICE	15122187		REIMBURSEMENT OF POSTAGE MACH 01-190-0000-4280	1,500.00		
					<b>Total :</b>	<b>1,500.00</b>		
97989	5/7/2012	103534 VALLEY LOCKSMITH	040312		REKEY JANITORIAL CLOSET & STORA 01-390-0460-4330	129.37		
					<b>Total :</b>	<b>129.37</b>		
97990	5/7/2012	103538 VALLEY OCCMED CENTER, INC.	102563		DMV RENEWAL PHYSICAL 01-106-0000-4260	150.00		
					<b>Total :</b>	<b>150.00</b>		
97991	5/7/2012	103619 CARL WARREN & CO.	1318241		LEGAL SERVICES	96.01		
			1318242		LEGAL SERVICES	20.57		
			1372160		LEGAL SERVICES	51.17		
			1372161		LEGAL SERVICES	57.56		
			1372163		LEGAL SERVICES	6.40		
			1372164		LEGAL SERVICES	204.67		
			1372165		LEGAL SERVICES	102.34		
			1372166		LEGAL SERVICES	12.79		
			1372167		LEGAL SERVICES	19.19		
			1372168		LEGAL SERVICES	12.79		
			1372169		LEGAL SERVICES	12.79		
			1372170		LEGAL SERVICES	25.58		
			1372171		LEGAL SERVICES			
						Page:	21	

vchlist		Voucher List				Page:	22	
04/26/2012	4:51:15PM	CITY OF SAN FERNANDO						
Bank code :		bank						
Voucher	Date	Vendor	Invoice	PO #	Description/Account	Amount		
97991	5/7/2012	103619 CARL WARREN & CO.	(Continued)		06-190-0000-4800	173.11		
			1372172		LEGAL SERVICES	287.82		
			1372173		LEGAL SERVICES	275.44		
					<b>Total :</b>	<b>1,358.23</b>		
97992	5/7/2012	103690 WHITE CAP INDUSTRIES, INC.	37098288		TRUNCATED DOMES FOR HANDICAP F 13-311-0000-4300	2,326.42		
			383091260		USA MARKING PAINT 13-311-0000-4300	165.55		
					<b>Total :</b>	<b>2,491.97</b>		
97993	5/7/2012	103738 YOSEF AMZALAG SUPPLY	12003591		TOOLS TO CLEAN UP EASEMENTS 70-383-0000-4340	135.61		
			12005773		MAT'LS TO REPAIR BROKEN VALVE & 01-390-0480-4300	75.16		
					<b>Total :</b>	<b>210.77</b>		
97994	5/7/2012	103752 ZUMAR INDUSTRIES, INC.	0137360		NEW SIGN LOCATION ENTRANCE TO C 13-370-0301-4300	73.71		
					<b>Total :</b>	<b>73.71</b>		
97995	5/7/2012	103851 EVERSOF, INC.	R1091393		WATER SOFTNER RENTAL - WELL 2A 70-384-0000-4260	62.94		
			R1091394		WATER SOFTNER RENTAL - WELL4A 70-384-0000-4260	124.26		
					<b>Total :</b>	<b>187.20</b>		
97996	5/7/2012	103856 FLAGS USA INC.	51561		FLAGS 11-311-7510-4300	404.94		
					<b>Total :</b>	<b>404.94</b>		
97997	5/7/2012	103895 DELL MARKETING L.P.	XFPKMT3X8	10930	BACKUP SOFTWARE SYSTEM 01-190-0000-4500	7,469.01		
					<b>Total :</b>	<b>7,469.01</b>		
						Page:	22	

vchlist		Voucher List				Page: 23	
04/26/2012 4:51:15PM		CITY OF SAN FERNANDO					
Bank code : bank							
Voucher	Date	Vendor	Invoice	PO #	Description/Account	Amount	
97998	5/7/2012	103903 TIME WARNER CABLE	8448200540010369		CABLE - 04/18 - 05/17		
			8448200540028882		01-222-0000-4260	15.79	
			8448300070189011		CABLE/INTERNET - 04/13/12 TO 05/12/1	117.40	
					01-420-0000-4260		
					INTERNET SERVICES - 04/12-05/11		
					01-190-0000-4220	1,100.00	
					<b>Total :</b>	<b>1,233.19</b>	
97999	5/7/2012	103948 CDW GOVERNMENT, INC.	H590279		ADAPTEC SCSI - NETWORK EQUIPME		
					01-190-0000-4260	276.84	
					<b>Total :</b>	<b>276.84</b>	
98000	5/7/2012	887162 COMMAND CONCEPTS	6316		.		
					01-222-0000-4300	315.38	
					01-2030	-25.38	
					<b>Total :</b>	<b>290.00</b>	
98001	5/7/2012	887239 SYLMAR LOCK & KEY & LOCKSMITH	7512		SIGN TRUCK KEYS		
					13-370-0301-4300	8.10	
					<b>Total :</b>	<b>8.10</b>	
98002	5/7/2012	887346 INTERMOUNTAIN LOCK &	574251		LOCKS FOR WATER METERS		
					70-383-0301-4300	635.27	
					<b>Total :</b>	<b>635.27</b>	
98003	5/7/2012	887387 CCUG	NONPO		2012 MEMBERSHIP DUES		
					01-222-0000-4350	75.00	
					<b>Total :</b>	<b>75.00</b>	
98004	5/7/2012	887518 DURHAM, ALVIN	MARCH 2012		COMMISSIONER'S REIMBURSEMENT		
					01-150-0000-4111	50.00	
					<b>Total :</b>	<b>50.00</b>	
98005	5/7/2012	887568 TRANS TECH	010774		REPLACE FLYWHEEL & STARTER - WA		
					70-383-0000-4400	802.56	
					<b>Total :</b>	<b>802.56</b>	
98006	5/7/2012	887575 SAN FERNANDO EXPLORER POST 521	REIMB		REIMB FOR EXPLORER RECOGNITION		
							Page: 23

vchlist		Voucher List				Page: 24	
04/26/2012 4:51:15PM		CITY OF SAN FERNANDO					
Bank code : bank							
Voucher	Date	Vendor	Invoice	PO #	Description/Account	Amount	
98006	5/7/2012	887575 SAN FERNANDO EXPLORER POST 521	(Continued)		01-226-0230-4430	2,138.80	
					<b>Total :</b>	<b>2,138.80</b>	
98007	5/7/2012	887646 PLUMBERS DEPOT INC	PD-18313		METER STICKS		
					70-383-0000-4320	195.75	
					<b>Total :</b>	<b>195.75</b>	
98008	5/7/2012	887674 LEO'S GLASS AND SCREEN SERVICE	3689		REPLACE BROKEN EXTERIOR WINDOW		
					01-390-0410-4330	135.25	
					<b>Total :</b>	<b>135.25</b>	
98009	5/7/2012	887695 AL'S KUBOTA TRACTOR	306597		WIRING ASSY DECK		
			306747		01-390-0460-4320	155.39	
					BOOT - TOGGLE SWITCH		
					01-390-0460-4320	18.84	
					<b>Total :</b>	<b>174.23</b>	
98010	5/7/2012	887952 J. Z. LAWNMOWER SHOP	272846		EQUIP MAINT		
			272847		01-390-0460-4320	37.90	
			272848		EQUIP MAINTENANCE		
					01-390-0410-4320	18.00	
					EQUIP MAINT		
					01-346-0000-4320	194.42	
					<b>Total :</b>	<b>250.32</b>	
98011	5/7/2012	888075 DATAMATIC, LTD.	CA-0000022304		HANDHELD MAINT - MAY 2012		
					70-382-0000-4320	269.84	
					<b>Total :</b>	<b>269.84</b>	
98012	5/7/2012	888241 UNITED SITE SERVICES OF CA INC	114-507055		PORTABLE TOILET RENTAL @ REC PAI		
					01-420-0000-4260	131.72	
					<b>Total :</b>	<b>131.72</b>	
98013	5/7/2012	888242 MCI	7DK48553		MTA PHONE LINE		
					07-440-0441-4220	32.05	
					<b>Total :</b>	<b>32.05</b>	
							Page: 24



vchlist		Voucher List				Page:	25
04/26/2012 4:51:15PM		CITY OF SAN FERNANDO					
Bank code : bank							
Voucher	Date	Vendor	Invoice	PO #	Description/Account	Amount	
98014	5/7/2012	888244 ROSIE'S BBQ GRILLERY	051912		DINNER FOR MOTHER'S DAY DANCE-04-2380	3,400.00	
					<b>Total :</b>	<b>3,400.00</b>	
98015	5/7/2012	888268 INTEGRITY MUNICIPAL SERVICES	2346		INJECTION PUMP REPAIR @ WELL 2A 70-384-0000-4320	1,464.51	
					<b>Total :</b>	<b>1,464.51</b>	
98016	5/7/2012	888356 ADVANCED AUTO REPAIR BODY &	1102		REPLACE PITMAN ARM IDLER & DOOR 01-320-0390-4400	181.99	
					<b>Total :</b>	<b>181.99</b>	
98017	5/7/2012	888442 WESTERN EXTERMINATOR COMPANY	06010710-9		PEST CONTROL @ REC PARK 01-390-0410-4260	67.50	
			06010718-2		PEST CONTROL @ LP PARK 01-390-0460-4260	46.50	
			06010722-4		PEST CONTROL @ CITY HALL 01-390-0310-4260	72.00	
					<b>Total :</b>	<b>186.00</b>	
98018	5/7/2012	888468 MAJOR METROPOLITAN SECURITY	1051535		ALARM MONITORING - MAY 2012 01-390-0410-4260	15.00	
			1051536		ALARM MONITORING - MAY 2012 72-360-0450-4260	15.00	
			1051537		ALARM MONITORING - MAY 2012 01-430-0000-4260	15.00	
			1051538		ALARM MONITORING - MAY 2012 72-360-0450-4260	15.00	
			1051539		ALARM MONITORING - MAY 2012 01-390-0460-4260	15.00	
			1051540		ALARM MONITORING - MAY 2012 72-360-0450-4260	15.00	
			1051541		ALARM MONITORING - MAY 2012 01-390-0410-4260	15.00	
			1051542		ALARM MONITORING - MAY 2012 01-390-0222-4260	15.00	
			1051543		ALARM MONITORING - MAY 2012		
							Page: 25

vchlist		Voucher List				Page:	26
04/26/2012 4:51:15PM		CITY OF SAN FERNANDO					
Bank code : bank							
Voucher	Date	Vendor	Invoice	PO #	Description/Account	Amount	
98018	5/7/2012	888468 MAJOR METROPOLITAN SECURITY	(Continued)		01-390-0410-4260	15.00	
			1051544		ALARM MONITORING - MAY 2012 01-390-0310-4260	15.00	
			1051545		ALARM MONITORING - MAY 2012 01-390-0460-4260	15.00	
			1051546		ALARM MONITORING - MAY 2012 72-360-0450-4260	15.00	
			1051547		ALARM MONITORING - MAY 2012 01-390-0410-4260	15.00	
					<b>Total :</b>	<b>195.00</b>	
98019	5/7/2012	888531 BIG RED PLUMBING SUPPLY, INC.	69300		PLUMBING SUPPLIES 01-430-0000-4300	61.39	
			69366		AUGER FOR EMERGENCY REPAIRS @ 01-390-0460-4300	65.09	
			69512		GENERAL TELESCOPE AUGER TO CLE 01-390-0410-4300	60.27	
			69527		RIGID CUTTING WHEEL 70-383-0301-4300	26.10	
					<b>Total :</b>	<b>212.85</b>	
98020	5/7/2012	888552 LAW OFFICES DAPEER, ROSENBLIT & LITVAK 5621			LEGAL SERVICES 01-150-0000-4270	310.35	
					<b>Total :</b>	<b>310.35</b>	
98021	5/7/2012	888556 KEY EQUIPMENT FINANCE	590158242 - 1204		APRIL LEASE PAYMENT TOSHIBA 720 - 01-190-0000-4320	433.91	
			590158242 - 2204		APRIL LEASE PAYMENT - TOSHIBA 351 01-190-0000-4320	320.81	
			590158242 - 3204		PW COPIER LEASE PAYMENT - APRIL 2 73-350-0000-4290	205.54	
					<b>Total :</b>	<b>960.26</b>	
98022	5/7/2012	888615 WOOD AUTO SUPPLY INC	757926		SUPPLIES NEEDED FOR PARKING ME1 29-335-0301-4300	16.51	
			758010		WATER PUMP/BELT - PD6204		
							Page: 26

vchlist		Voucher List				Page: 27	
04/26/2012 4:51:15PM		CITY OF SAN FERNANDO					
Bank code : bank							
Voucher	Date	Vendor	Invoice	PO #	Description/Account	Amount	
98022	5/7/2012	888615 WOOD AUTO SUPPLY INC	(Continued)				
			759337		01-320-0225-4400 HOOD SHOCKS - PD3831	77.19	
			759846		01-320-0225-4400 ALTERNATOR & BELT - CE0390	101.09	
			760100		01-320-0152-4400 TAP DIE SET	137.05	
					70-383-0000-4320	281.36	
					<b>Total :</b>	<b>613.20</b>	
98023	5/7/2012	888629 SPARKLETTS	5927274-040712		WATER		
					01-422-0000-4300	139.85	
					<b>Total :</b>	<b>139.85</b>	
98024	5/7/2012	888646 HD SUPPLY WATER WORKS, LTD	4535473		SUPPLIES		
					70-383-0301-4300	354.34	
					<b>Total :</b>	<b>354.34</b>	
98025	5/7/2012	888682 ZOBEL-RODRIGUEZ, ANGELIQUE Y.	041112		COMMISSIONER'S REIMBURSEMENT		
					01-310-0000-4111	50.00	
					<b>Total :</b>	<b>50.00</b>	
98026	5/7/2012	888746 POWELL, TROY	03/17,03/24 & 03/26		SPORTS OFFICIAL		
					17-420-1328-4260	138.00	
					<b>Total :</b>	<b>138.00</b>	
98027	5/7/2012	888751 MARTINEZ, GEORGE	033112		SPORTS OFFICIAL		
					17-420-1328-4260	60.00	
					<b>Total :</b>	<b>60.00</b>	
98028	5/7/2012	888844 REPUBLIC ITS INC.	RI-129762		TEMP POLE INSTALLATION FOR FOR		
					13-371-0000-4600	5,415.00	
					<b>Total :</b>	<b>5,415.00</b>	
98029	5/7/2012	889149 STAPLES BUSINESS ADVANTAGE	8021559208		STAPLER, BATTERIES, ETC		
					01-115-0000-4300	36.41	
					01-105-0000-4300	36.41	
					<b>Total :</b>	<b>72.82</b>	

vchlist		Voucher List				Page: 28	
04/26/2012 4:51:15PM		CITY OF SAN FERNANDO					
Bank code : bank							
Voucher	Date	Vendor	Invoice	PO #	Description/Account	Amount	
98029	5/7/2012	889149 889149 STAPLES BUSINESS ADVANTAGE	(Continued)				
							<b>Total :</b>
98030	5/7/2012	889151 MACIAS, GABRIEL	REIMB.		MILEAGE REIMBURSEMENT		
					01-130-0000-4390	9.02	
					<b>Total :</b>	<b>9.02</b>	
98031	5/7/2012	889169 MENDEZ, ALEJANDRO	NONPO		REIMB FOR WATER QUALITY TRAINING		
					70-384-0000-4360	145.00	
					<b>Total :</b>	<b>145.00</b>	
98032	5/7/2012	889182 CIT TECHNOLOGY FIN SERV, INC	21244691		4511 & 450 TOSHIBA COPIERS LEASE		
					01-420-0000-4260	1,114.77	
					<b>Total :</b>	<b>1,114.77</b>	
98033	5/7/2012	889187 USA MOBILITY WIRELESS, INC	V7954833D		PAGERS		
					01-190-0000-4220	60.99	
					<b>Total :</b>	<b>60.99</b>	
98034	5/7/2012	889328 FIRST TRANSIT, INC.	10655433		MCT - MARCH 2012		
					07-440-0442-4260	39,987.50	
					<b>Total :</b>	<b>39,987.50</b>	
98035	5/7/2012	889352 GOMEZ, ADRIANA	041012		COMMISSIONER'S REIMBURSEMENT		
					01-420-0000-4111	50.00	
					<b>Total :</b>	<b>50.00</b>	
98036	5/7/2012	889421 LOPEZ, ANTONIO G	REIMB.		REIMB FOR CELL PHONE ACCESSORIES		
					01-101-0109-4220	146.79	
					<b>Total :</b>	<b>146.79</b>	
98037	5/7/2012	889426 T3 MOTION, INC	18408		REPLACE CONTROL BOARD - PD1234		
					01-320-0225-4400	401.72	
					<b>Total :</b>	<b>401.72</b>	
98038	5/7/2012	889491 WILLDAN FINANCIAL SERVICES	010-17319R		SAN FERNANDO WATER RATE WITH PI		
					72-360-0000-4270	600.00	
					70-381-0000-4270	600.00	
					<b>Total :</b>	<b>1,200.00</b>	

vchlist		Voucher List				Page:	29	
04/26/2012	4:51:15PM	CITY OF SAN FERNANDO						
Bank code :		bank						
Voucher	Date	Vendor	Invoice	PO #	Description/Account	Amount		
98038	5/7/2012	889491	889491 WILLDAN FINANCIAL SERVICES	(Continued)			Total : 1,200.00	
98039	5/7/2012	889503	JTB SUPPLY COMPANY, INC.	94417	TRAFFIC SIGNAL ARROWS 13-371-0000-4600	1,396.35	Total : 1,396.35	
98040	5/7/2012	889532	GILMORE, REVA.A.	03/24/12 - 04/06/12	FOOD SERVICE MANAGER 10-422-3752-4270 10-422-3750-4270	52.00 435.50	Total : 487.50	
98041	5/7/2012	889533	MARTINEZ, ANITA	03/24/12 - 04/06/12	ASSISTANT FOOD MANAGER 10-422-3750-4270	159.30	Total : 159.30	
98042	5/7/2012	889534	RAMIREZ, FRANCISCO	03/24/12 - 04/06/12	HDM DRIVER 10-422-3752-4270 10-422-3752-4390	141.60 41.60	Total : 183.20	
98043	5/7/2012	889535	GOMEZ, GILBERT	03/24/12 - 04/06/12	HDM DRIVER 10-422-3752-4270 10-422-3752-4390	159.30 51.48	Total : 210.78	
98044	5/7/2012	889592	CUELLAR, JIMMY KYLE	MARCH 2012	MARIACHI MASTER APPRENTICE PRO 01-424-0000-4430	450.00	Total : 450.00	
98045	5/7/2012	889602	RESPOND SYSTEMS	90731	FIRST AID KITS FOR STREET CREW 13-311-0000-4300	190.31	Total : 190.31	
98046	5/7/2012	889611	MORRISON MANAGEMENT SPECIALIST	18845201233001	LP SENIOR MEALS - MARCH 2012 10-422-3750-4260 10-422-3752-4260	4,792.50 3,415.50	Total : 8,208.00	
							Page: 29	

vchlist		Voucher List				Page:	30	
04/26/2012	4:51:15PM	CITY OF SAN FERNANDO						
Bank code :		bank						
Voucher	Date	Vendor	Invoice	PO #	Description/Account	Amount		
98047	5/7/2012	889644	VERIZON BUSINESS	68026008	CITY HALL LONG DISTANCE 01-190-0000-4220	54.19		
				68026009	CITY YARD LONG DISTANCE 70-384-0000-4220	85.56		
				68026010	CITY HALL LONG DISTANCE & INTRAL 01-190-0000-4220	270.24		
				68026011	POLICE LONG DISTANCE 01-222-0000-4220	219.65		
				68026012	CITY YARD LONG DISTANCE 70-384-0000-4220	4.92		
				68026013	PARK LONG DISTANCE 01-420-0000-4220	118.09		
				68026609	ENGINEERING LONG DISTANCE 01-310-0000-4220	2.51		
				68026620	CITY YARD LONG DIST (AIMS NETWOR 70-384-0000-4220	4.92		
				68026624	CREDIT CARD LINE 01-190-0000-4220	2.45		
				68026625	POLICE LONG DISTANCE 01-222-0000-4220	3.38		
				68026626	PARK LONG DISTANCE 01-420-0000-4220	4.94		
				68026635	CITY HALL LONG DISTANCE 01-190-0000-4220	0.84	Total : 771.69	
98048	5/7/2012	889680	JIMENEZ LOPEZ, JUAN MANUEL	MARCH 2012	MARIACHI MASTER APPRENTICE PRO 01-424-0000-4430	600.00	Total : 600.00	
98049	5/7/2012	889681	VILLALPANDO, MARIA	03/24/12 - 04/06/12	FOOD SERVICE WORKER 10-422-3750-4270	238.95	Total : 238.95	
98050	5/7/2012	889703	ALESHIRE & WYNDER, LLP	19654	LEGAL SERVICES 98-110-1055-4270	118.30		
							Page: 30	

vchlist		Voucher List				Page:	31
04/26/2012 4:51:15PM		CITY OF SAN FERNANDO					
Bank code :		bank					
Voucher	Date	Vendor	Invoice	PO #	Description/Account	Amount	
98050	5/7/2012	889703 889703 ALESHIRE & WYNDER, LLP	(Continued)			Total :	118.30
98051	5/7/2012	889763 PEREZ, JENNIFER	041012		COMMISSIONER'S REIMBURSEMENT 01-420-0000-4111	Total :	50.00 50.00
98052	5/7/2012	889794 CUELLAR, JULIE	MARCH 2012		COMMISSIONER'S REIMBURSEMENT 01-150-0000-4111	Total :	50.00 50.00
98053	5/7/2012	889942 ATHENS SERVICES	APRIL 2012		STREET SWEEPING - APRIL 2012 01-343-0000-4260	Total :	10,100.00 10,100.00
98054	5/7/2012	889962 GMS ELEVATOR SERVICES, INC	00063724		MONTHLY ELEVATOR SERVICE 01-430-0000-4300	Total :	125.00 125.00
98055	5/7/2012	889983 RUELAS, JOSE	MARCH 2012		COMMISSIONER'S REIMBURSEMENT 01-150-0000-4111	Total :	50.00 50.00
98056	5/7/2012	890004 PACIFIC TELEMAGEMENT SERVICE	378183		PD PAY PHONE - MAY 2012 01-190-0000-4220	Total :	62.64 62.64
98057	5/7/2012	890010 TOTAL PRINTING SUPPLIES	10804 10810 10815		2 HP LASERJET TONERS 01-130-0000-4300 TONER 01-222-0000-4300 TONER 01-222-0000-4300	Total :	141.38 380.63 70.69 592.70
98058	5/7/2012	890043 MARTINEZ, MONICA	03/22, 03/24 & 03/26 033112		SPORTS OFFICIAL 17-420-1328-4260 SPORTS OFFICIAL 17-420-1328-4260	Total :	68.00 42.00
						Page:	31

vchlist		Voucher List				Page:	32
04/26/2012 4:51:15PM		CITY OF SAN FERNANDO					
Bank code :		bank					
Voucher	Date	Vendor	Invoice	PO #	Description/Account	Amount	
98058	5/7/2012	890043 MARTINEZ, MONICA	(Continued) 040512		SPORTS OFFICIAL 17-420-1328-4260	Total :	20.00 130.00
98059	5/7/2012	890080 TECOGEN INC.	CGQ0212-48		QUARTERLY MAINTENANCE 04/01/12-0 01-430-0000-4260	Total :	4,013.48 4,013.48
98060	5/7/2012	890127 NATURAL GAS GLOBAL SERVICES	245 246		COMPRESSOR B REBUILD @ CNG STA 01-320-3661-4600 MERCER PRD & OIL 01-320-3661-4400	Total :	7,956.85 1,322.91 9,279.76
98061	5/7/2012	890191 HERNANDEZ, JUAN	033112 040512 3/22/12 & 03/24/12		SPORTS OFFICIAL 17-420-1328-4260 SPORTS OFFICIAL 17-420-1328-4260 SPORTS OFFICIAL 17-420-1328-4260	Total :	105.00 30.00 90.00 225.00
98062	5/7/2012	890251 ALDERMAN & HILGERS, LLP	598 599 601 602 621 622 623		LEGAL SERVICES 06-190-0000-4800 LEGAL SERVICES 06-190-0000-4800 LEGAL SERVICES 01-110-3375-4270 LEGAL SERVICES 06-190-0000-4800 LEGAL SERVICES 06-190-0000-4800 LEGAL SERVICES 06-190-0000-4800 LEGAL SERVICES 01-110-3375-4270	Total :	2,269.50 1,184.25 2,088.00 1,705.53 3,246.53 2,510.77 1,608.00
						Page:	32

vchlist		Voucher List				Page:	33	
04/26/2012	4:51:15PM	CITY OF SAN FERNANDO						
Bank code :		bank						
Voucher	Date	Vendor	Invoice	PO #	Description/Account	Amount		
98062	5/7/2012	890251 ALDERMAN & HILGERS, LLP	(Continued) 624		LEGAL SERVICES 06-190-0000-4800	1,572.50		
					<b>Total :</b>	<b>16,185.08</b>		
98063	5/7/2012	890324 PEREZ, JUAN	022512		SPORTS OFFICIAL 17-420-1328-4260	90.00		
			03/24 & 03/29		SPORTS OFFICIAL 17-420-1328-4260	115.00		
			031712		SPORTS OFFICIAL 17-420-1328-4260	105.00		
			033112		SPORTS OFFICIAL 17-420-1328-4260	105.00		
			040512		SPORTS OFFICIAL 17-420-1328-4260	30.00		
					<b>Total :</b>	<b>445.00</b>		
98064	5/7/2012	890358 BALLIN, PHILLIP ARTHUR	041112		COMMISSIONER'S REIMBURSEMENT 01-310-0000-4111	50.00		
					<b>Total :</b>	<b>50.00</b>		
98065	5/7/2012	890359 MENDOZA, DAVID	041112		COMMISSIONER'S REIMBURSEMENT 01-310-0000-4111	50.00		
					<b>Total :</b>	<b>50.00</b>		
98066	5/7/2012	890360 BALLIN, NINAMARIE JULIA	041012		COMMISSIONER'S REIMBURSEMENT 01-420-0000-4111	50.00		
					<b>Total :</b>	<b>50.00</b>		
98067	5/7/2012	890401 ENVIROGEN TECHNOLOGIES INC	0003324-IN		NITRATE REMOVAL SYSTEM - MONTHL 70-384-0857-4600	6,676.00		
			0003325-IN		MONTHLY STORAGE FEE - APRIL 2012 70-384-0857-4600	1,500.00		
					<b>Total :</b>	<b>8,176.00</b>		
98068	5/7/2012	890404 SAN FERNANDO FIRE & RESCUE INC	23		POOL PERSONNEL SERVICES W/E 04/1 01-430-0000-4260	4,102.50		
							Page:	33

vchlist		Voucher List				Page:	34	
04/26/2012	4:51:15PM	CITY OF SAN FERNANDO						
Bank code :		bank						
Voucher	Date	Vendor	Invoice	PO #	Description/Account	Amount		
98068	5/7/2012	890404 SAN FERNANDO FIRE & RESCUE INC	(Continued) 24		POOL PERSONNEL SERVICES W/E 04/1 01-430-0000-4260	4,327.50		
					<b>Total :</b>	<b>8,430.00</b>		
98069	5/7/2012	890452 MARTINEZ, GUSTAVO	033112		SPORTS OFFICIAL 17-420-1328-4260	40.00		
					<b>Total :</b>	<b>40.00</b>		
98070	5/7/2012	890464 R.H.F. INC.	62597		RADAR GUN PARTS 01-222-0000-4300	219.79		
			62823		REPLACE BATTERY ON RADAR GUN 01-222-0000-4300	264.26		
					<b>Total :</b>	<b>484.05</b>		
98071	5/7/2012	890465 ZAPPIA LAW FIRM. APC	4018		LEGAL SERVICES 01-110-1060-4270	2,890.00		
					<b>Total :</b>	<b>2,890.00</b>		
98072	5/7/2012	890480 MARTINEZ, CECILIA	041112		COMMISSIONER'S REIMBURSEMENT 01-310-0000-4111	50.00		
					<b>Total :</b>	<b>50.00</b>		
98073	5/7/2012	890488 AGUILA, ISMAEL	REIMB.		REIMB OF MARKETING FOR POOL PUE 01-420-0000-4260	181.91		
					01-430-0000-4300	194.66		
					<b>Total :</b>	<b>376.57</b>		
98074	5/7/2012	890513 ELIFEGUARD INC	31669		LIFEGUARD BACK ORDERED UNIFORM 01-430-0000-4300	273.25		
			32799		LIFEGUARD SUPPLIES 01-430-0000-4300	261.60		
					<b>Total :</b>	<b>534.85</b>		
98075	5/7/2012	890546 BARAJAS, CRYSTAL	MARCH 2012		MARIACHI MASTER APPRENTICE PRO 10-424-3678-4260	180.00		
					<b>Total :</b>	<b>180.00</b>		
							Page:	34

vchlist		Voucher List				Page: 35	
04/26/2012 4:51:15PM		CITY OF SAN FERNANDO					
Bank code : bank							
Voucher	Date	Vendor	Invoice	PO #	Description/Account	Amount	
98076	5/7/2012	890561 GCS INC.	40943		JANITORIAL SERVICES - APRIL 2012		
					01-390-0222-4260	4,305.60	
					01-390-0310-4260	1,214.91	
					01-390-0410-4260	2,607.00	
					72-360-0450-4260	1,088.36	
					01-390-0460-4260	3,780.00	
					<b>Total :</b>	<b>12,995.87</b>	
98077	5/7/2012	890584 POWERLINE BATTERY SPECIALIST	000001011		BATTERIES FOR RADIOS		
			795		01-320-0301-4300	122.18	
					BATTERIES FOR COLLECTION CART		
					29-335-0301-4300	72.91	
					<b>Total :</b>	<b>195.09</b>	
98078	5/7/2012	890589 ALCOCER, ARACELY	APRIL 2012		ZUMBA INSTRUCTOR		
					17-420-1337-4260	600.00	
					<b>Total :</b>	<b>600.00</b>	
98079	5/7/2012	890594 AETNA RESOURCE FOR LIVING	64149		EAP - APRIL 2012		
					01-106-0000-4260	365.75	
					<b>Total :</b>	<b>365.75</b>	
98080	5/7/2012	890684 BROADLUX INC	BR112069-01		CARD READER REPLACEMENT		
			BR112069-02		01-320-3661-4300	262.55	
			BR112069-03		CNG CARD READER		
					01-320-3661-4300	261.92	
					CLEAN & SERVICE CARD READER FOF		
					01-320-3661-4400	110.93	
					<b>Total :</b>	<b>635.40</b>	
98081	5/7/2012	890685 PASI, JAMISON	03/27/12 - 04/26/12		YOGA/PILATES INSTRUCTOR		
					17-420-1337-4260	150.00	
					<b>Total :</b>	<b>150.00</b>	
98082	5/7/2012	890686 CUE MUSIC PRODUCTIONS & STUDIO	100027		RECORDING STUDIO TIME - FOR MMA		
					10-424-3678-4260	1,470.00	
					<b>Total :</b>	<b>1,470.00</b>	
							Page: 35

vchlist		Voucher List				Page: 36	
04/26/2012 4:51:15PM		CITY OF SAN FERNANDO					
Bank code : bank							
Voucher	Date	Vendor	Invoice	PO #	Description/Account	Amount	
98083	5/7/2012	890687 ESCOBEDO, DELIA	2000800127		PARTIAL REFUND - FACILITY RENTAL		
					01-3777-0000	37.00	
					<b>Total :</b>	<b>37.00</b>	
98084	5/7/2012	890688 FLORES, RUTH	2000800128		PARTIAL REFUND - FACILITY RENTAL		
					01-3777-0000	191.00	
					<b>Total :</b>	<b>191.00</b>	
98085	5/7/2012	890689 SANTOS, INGRID	2000800129		FACILITY RENTAL REFUND		
					01-3777-0000	140.00	
					<b>Total :</b>	<b>140.00</b>	
98086	5/7/2012	890690 HUSTED, SEAN	03/19/12-04/30/12		SPIN CLASS INSTRUCTOR		
					17-420-1337-4260	240.00	
					<b>Total :</b>	<b>240.00</b>	
98087	5/7/2012	890691 JIMENEZ, LORENA	2000026076		KARATE CLASS REFUND		
					17-3770-1326	40.00	
					<b>Total :</b>	<b>40.00</b>	
98088	5/7/2012	890692 HOLIDAY GOO	10759		EASTER FESTIVITIES SUPPLIES		
					01-423-0000-4300	517.79	
					<b>Total :</b>	<b>517.79</b>	
98089	5/7/2012	890693 GLIDDEN PROFESSIONAL	45454-01		PAINT - GRAFFITI ABATEMENT		
					01-152-0000-4300	172.23	
					<b>Total :</b>	<b>172.23</b>	
98090	5/7/2012	890694 INSUA GRAPHICS	24187		BUSINESS CARDS		
					01-222-0000-4300	442.61	
					<b>Total :</b>	<b>442.61</b>	
<b>192 Vouchers for bank code :</b>						bank	<b>Bank total :</b>
<b>192 Vouchers in this report</b>							<b>751,117.86</b>
						<b>Total vouchers :</b>	<b>751,117.86</b>
							Page: 36

vchlist  
04/26/2012 4:51:15PM

Voucher List  
CITY OF SAN FERNANDO

Page: 37

---

Bank code : bank

---

<u>Voucher</u>	<u>Date</u>	<u>Vendor</u>	<u>Invoice</u>	<u>PO #</u>	<u>Description/Account</u>	<u>Amount</u>
----------------	-------------	---------------	----------------	-------------	----------------------------	---------------

---

Voucher Registers are not final until approved by Council.

*This Page  
Intentionally  
Left Blank*





*This Page  
Intentionally  
Left Blank*

**ORDINANCE NO. 1613**

**AN ORDINANCE OF THE CITY OF SAN FERNANDO AMENDING DIVISION 3 OF ARTICLE III OF CHAPTER 94 OF THE SAN FERNANDO CITY CODE RELATING TO WATER UTILITY SERVICE CHARGES**

The City Council of the City of San Fernando does hereby ordain as follows:

**SECTION 1.** Section 94-261 (“Quantity water charges and service charges by meter size”) of Division 3 (“Rates and Charges”) of Article III (“Water”) of Chapter 94 (“Utilities”) of the San Fernando City Code is hereby amended to read as follows:

“Sec. 94-261. – Water service charges.

The following commodity charge and fixed service charge are established and shall be charged and collected by the city for all water sold, supplied, distributed, or transported to or for consumers situated in the city and shall be applicable to all metered water within the city for which no other rate is specified:

*Commodity Charge.* The commodity charge per meter shall be as follows:

---

<b>Description</b>	<b>FY 2012-2013</b>	<b>FY 2013-2014</b>	<b>FY 2014-2015</b>	<b>FY 2015-2016</b>	<b>FY 2016-2017</b>
Residential					
Block 1 Rate per hcf (0-9 hcf)	\$ 0.89	\$ 1.00	\$ 1.11	\$ 1.20	\$ 1.31
Block 2 Rate per hcf (10-18 hcf)	1.81	2.04	2.25	2.45	2.67
Block 3 Rate per hcf (18+ hcf)	2.42	2.72	3.00	3.27	3.56
Non-Residential	1.62	1.82	2.00	2.18	2.38

---

Sources: City of San Fernando; Willdan Financial Services.

---

*Fixed Service Charge.* The commodity charge set forth above shall be added to the fixed service charge set forth below:

	FY 2012-13	FY 2013-14	FY 2014-15	FY 2015-16	FY 2016-17
<b><u>CUSTOMER COSTS</u></b>					
Total Customer Costs	\$ 422,031	\$ 474,407	\$ 522,275	\$ 574,972	\$ 632,987
Number of Accts	4,731	4,779	4,826	4,875	4,923
<b>Monthly Customer Cost Charge per Account</b>	<b>\$ 14.87</b>	<b>\$ 16.55</b>	<b>\$ 18.04</b>	<b>\$ 19.66</b>	<b>\$ 21.43</b>

<b><u>METER AND SERVICES COSTS</u></b>					
Total Meter and Services Costs	\$ 546,651	\$ 614,492	\$ 676,494	\$ 744,753	\$ 819,898
Number of Equivalent Meters	7,416	7,490	7,565	7,640	7,717
<b>Monthly Meter Charge per 5/8" - 3/4" Meter</b>	<b>\$ 12.29</b>	<b>\$ 13.67</b>	<b>\$ 14.90</b>	<b>\$ 16.25</b>	<b>\$ 17.71</b>

<u>Meter Size</u>	<u>AWWA Equivalent Meter Factor</u>										
5/8", 3/4"	1.0	\$	12.29	\$	13.67	\$	14.90	\$	16.25	\$	17.71
1"	2.5		30.72		34.19		37.26		40.62		44.27
1 1/2"	5.0		61.43		68.37		74.52		81.23		88.54
2"	8.0		98.29		109.39		119.24		129.97		141.67
3"	16.0		196.58		218.78		238.48		259.94		283.33
4"	25.0		307.15		341.85		372.62		406.15		442.71
6"	50.0		614.30		683.70		745.23		812.31		885.41

**TOTAL COMBINED MONTHLY FIXED CHARGE**

<u>Meter Size</u>	<u>AWWA Equivalent Meter Factor</u>										
5/8", 3/4"	1.0	\$	27.15	\$	30.22	\$	32.94	\$	35.90	\$	37.37
1"	2.5		45.58		50.73		55.30		60.27		63.93
1 1/2"	5.0		76.30		84.92		92.56		100.89		108.20
2"	8.0		113.16		125.94		137.27		149.63		161.32
3"	16.0		211.44		235.33		256.51		279.60		302.99
4"	25.0		322.02		358.40		390.65		425.81		462.37
6"	50.0		629.17		700.25		763.27		831.96		905.07

Sources: City of San Fernando; Willdan Financial Services.

**SECTION 2.** Section 94-262 (“Lifeline rate”) of Division 3 (“Rates and Charges”) Article III (“Water”) of Chapter 94 (“Utilities”) of the San Fernando City Code is hereby deleted in its entirety.

**SECTION 3.** Section 94-264 (“Purchased water adjustment”) of Division 3 (“Rates and Charges”) of Article III (“Water”) of Chapter 94 (“Utilities”) of the San Fernando City Code is hereby amended to read as follows:

“Sec. 94-264. – Purchased water adjustment.

(a) Beginning July 1, 2012 and for each fiscal year through June 30, 2017, the commodity charges specified in section 94-261 shall be subject to an overriding unit adjustment to be applied to each 100 cubic feet of water sales to reflect changes in the cost of purchased water as defined in this section.

(b) Determination of the overriding unit adjustment shall be made from city accounting records six times yearly for each of the 12-calendar-month periods ending with January 31, March 31, May 31, July 31, September 30, and November 30 as follows: The annual cost of all water purchased for distribution by the city shall be divided by the division's total water sales (in units of one hundred cubic feet HCF) for the same 12-month period. The quotient so obtained shall be expressed to the nearest \$0.0001 per HCF of water and shall be multiplied

by all units of one hundred cubic feet of water sales as shown on customer billings for a period of water use regularly scheduled to end within the second and third billing months following the 12-month period used for the unit adjustment computation. The resultant product in each case shall be expressed to the nearest \$0.01 and, unless otherwise provided therein, shall be the total overriding adjustment to be added to each water service billing.

(c) Cost of purchased water shall include the total cost to the city of all water delivered to the division's system from the metropolitan water district or other suppliers. Reimbursements received by the city for purchased water costs which are or have been included in the calculation of the overriding unit adjustment shall be included as a credit in the determination of the cost of purchased water for the month in which such reimbursement is received.”

**SECTION 4.** Section 94-270 (“Annual increase”) of Division 3 (“Rates and Charges”) of Article III (“Water”) of Chapter 94 (“Utilities”) of the San Fernando City Code is hereby amended to read as follows:

“Sec. 94-270. – Annual increase.

(a) On July 1, 1993 and on July 1 of each year thereafter, the then-existing rates imposed under this article, sections 94-265, 94-267 and 94-268, shall automatically increase by the percentage increase, if any, in the Consumer Price Index for all Urban Consumers for Los Angeles—Anaheim—Riverside (1982-84 equals 100) as published by the United States Department of Labor, Bureau of Labor Statistics (“index”), rounded to the nearest cent. The increases shall be cumulative. In determining the percentage increase, the index for the month of May immediately preceding the adjustment date shall be compared with the index for the like month of the previous year. In no event, however, shall the rates imposed be adjusted downward to reflect a percentage decrease in the index.

(b) On July 1, 2016, the then-existing rates imposed under this article, section 94-261, shall automatically increase by the percentage increase, if any, in the Consumer Price Index for all Urban Consumers for Los Angeles—Anaheim—Riverside (1982-84 equals 100) as published by the United States Department of Labor, Bureau of Labor Statistics (“index”), rounded to the nearest cent. The increases shall be cumulative. In determining the percentage increase, the index for the month of May immediately preceding the adjustment date shall be compared with the index for the like month of the previous year. In no event, however, shall the rates imposed be adjusted downward to reflect a percentage decrease in the index.”

**SECTION 5.** The City Council is taking action only on those fees charges that have been amended. All charges not modified herein shall continue and remain in effect unless and until modified by resolution or other action of the City Council.

**SECTION 6.** If any section, subsection, subdivision, paragraph, sentence, clause or phrase in this ordinance or any part thereof is for any reason held to be unconstitutional or invalid or ineffective by any court of competent jurisdiction, such decision shall not affect the validity or effectiveness of the remaining portions of this ordinance or any part thereof. The City Council hereby declares that it would have passed each section, subsection, paragraph, sentence,

clause or phrase thereof irrespective of the fact that any one or more subsections, subdivisions, paragraphs, sentences, clauses or phrases be declared unconstitutional, or invalid, or ineffective.

**SECTION 7.** The City Clerk shall certify to the passage of this Ordinance and shall cause this Ordinance to be published or posted as required by law.

**PASSED, APPROVED, and ADOPTED** at a regular meeting held on this 7<sup>th</sup> day of May, 2012.

\_\_\_\_\_  
Brenda Esqueda, Mayor

**ATTEST:**

\_\_\_\_\_  
Elena G. Chávez, City Clerk

**APPROVED AS TO FORM:**

\_\_\_\_\_  
Michael Estrada, City Attorney

**STATE OF CALIFORNIA            )**  
**COUNTY OF LOS ANGELES        ) ss**  
**CITY OF SAN FERNANDO         )**

I, ELENA G. CHÁVEZ, City Clerk of the City of San Fernando, do hereby certify that the foregoing Ordinance was adopted a regular meeting of the City Council held on the 7<sup>th</sup> day of May, 2012 and was carried by the following roll call vote:

**AYES:**

**NOES:**

**ABSENT:**

**ABSTAIN:**

\_\_\_\_\_  
Elena G. Chávez, City Clerk



*This Page  
Intentionally  
Left Blank*



## ORDINANCE NO. 1614

### AN ORDINANCE OF THE CITY OF SAN FERNANDO AMENDING DIVISION 2 OF ARTICLE II OF CHAPTER 94 OF THE SAN FERNANDO CITY CODE RELATING TO SEWERS AND SEWER DISPOSAL UTILITY SERVICE CHARGES

The City Council of the City of San Fernando does hereby ordain as follows:

**SECTION 1.** Section 94-66 (“Sewer service charges generally”) of Division 2 (“Rates and Charges”) of Article II (“Sewers and Sewage Disposal”) of Chapter 94 (“Utilities”) of the San Fernando City Code is hereby amended to read as follows:

“Sec. 94-66. – Sewer service and use charges.

The following sewer service and use charges are established and shall be charged and collected by the city for all services furnished in connection with its sanitary sewer system. Such sewer service and use charges shall be applied to or for each premises which is connected, directly or indirectly, to the sanitary sewer system or any part thereof for each premises from which any sewage is conveyed or discharged directly or indirectly into the sanitary sewer system. The amount of sewer service and use charges for each premises shall be the sum of the base fee and the unit cost per hundred cubic feet of water used as follows:

Customer Class	FY 2012/13	FY 2013/14	FY 2014/15	FY 2015/16	FY 2016/17
Residential	\$ 28.32	\$ 31.15	\$ 32.70	\$ 32.70	\$ 32.70
Group II Commercial	16.30	17.93	18.83	18.83	18.83
Group III Commercial	16.30	17.93	18.83	18.83	18.83
Group IV Commercial	16.30	17.93	18.83	18.83	18.83
City Property	16.30	17.93	18.83	18.83	18.83
Industrial	16.30	17.93	18.83	18.83	18.83
Schools	16.30	17.93	18.83	18.83	18.83
Higher Education	16.30	17.93	18.83	18.83	18.83

#### Unit Cost for (\$/HCF) Water Used

Customer Class	FY 2012/13	FY 2013/14	FY 2014/15	FY 2015/16	FY 2016/17
Group II Commercial	\$ 1.63	\$ 1.80	\$ 1.89	\$ 1.89	\$ 1.89
Group III Commercial	2.63	2.90	3.04	3.04	3.04
Group IV Commercial	3.94	4.35	4.57	4.57	4.57
City Property	1.25	1.37	1.44	1.44	1.44
Industrial	1.25	1.37	1.44	1.44	1.44
Schools <sup>1</sup>	1.11	1.22	1.28	1.28	1.28
Higher Education <sup>1</sup>	1.11	1.22	1.28	1.28	1.28

<sup>1</sup> Charge per student (ADA).

**SECTION 2.** Section 94-69 (“Annual amendment to charges based on Consumer Price Index”) of Division 2 (“Rates and Charges”) of Article II (“Sewers and Sewage Disposal”) of Chapter 94 (“Utilities”) of the San Fernando City Code is hereby amended to read as follows:

“Sec. 94-69. – Annual increase.

(a) On July 1, 1993 and on July 1 of each year thereafter, the charges imposed under section 94-61 shall automatically increase by the percentage increase, if any, in the Consumer Price Index for all Urban Consumers for Los Angeles—Anaheim—Riverside (1982-84 equals 100) as published by the United States Department of Labor, Bureau of Labor Statistics (“index”), rounded to the nearest cent. The increases shall be cumulative. In determining the percentage increase, the index for the month of May immediately preceding the adjustment date shall be compared with the index for the like month of the previous year. In no event, however, shall the rates imposed be adjusted downward to reflect a percentage decrease in the index.

(b) Commencing on July 1, 2015 and on July 1, 2016 and July 1, 2017, the charges imposed under this article, section 94-66, shall automatically increase by the percentage increase, if any, in the Consumer Price Index for all Urban Consumers for Los Angeles—Anaheim—Riverside (1982-84 equals 100) as published by the United States Department of Labor, Bureau of Labor Statistics (“index”), rounded to the nearest cent. The increases shall be cumulative. In determining the percentage increase, the index for the month of May immediately preceding the adjustment date shall be compared with the index for the like month of the previous year. In no event, however, shall the rates imposed be adjusted downward to reflect a percentage decrease in the index.”

**SECTION 3.** The City Council is taking action only on those fees charges that have been amended. All charges not modified herein shall continue and remain in effect unless and until modified by resolution or other action of the City Council.

**SECTION 4.** If any section, subsection, subdivision, paragraph, sentence, clause or phrase in this ordinance or any part thereof is for any reason held to be unconstitutional or invalid or ineffective by any court of competent jurisdiction, such decision shall not affect the validity or effectiveness of the remaining portions of this ordinance or any part thereof. The City Council hereby declares that it would have passed each section, subsection, paragraph, sentence, clause or phrase thereof irrespective of the fact that any one or more subsections, subdivisions, paragraphs, sentences, clauses or phrases be declared unconstitutional, or invalid, or ineffective.

**SECTION 5.** The City Clerk shall certify to the passage of this Ordinance and shall cause this Ordinance to be published or posted as required by law.

**PASSED, APPROVED AND ADOPTED** by the City Council of the City of San Fernando at a regular meeting held on this 7<sup>th</sup> day of May, 2012.

---

Brenda Esqueda, Mayor

**ATTEST:**

\_\_\_\_\_  
Elena G. Chávez, City Clerk

**APPROVED AS TO FORM:**

\_\_\_\_\_  
Michael Estrada, City Attorney

**STATE OF CALIFORNIA**            )  
**COUNTY OF LOS ANGELES**    ) ss  
**CITY OF SAN FERNANDO**        )

I, ELENA G. CHÁVEZ, City Clerk of the City of San Fernando, do hereby certify that the foregoing Ordinance was adopted a regular meeting of the City Council held on the 7<sup>th</sup> day of May 2012 and was carried by the following roll call vote:

**AYES:**

**NOES:**

**ABSENT:**

**ABSTAIN:**

\_\_\_\_\_  
Elena G. Chávez, City Clerk

*This Page  
Intentionally  
Left Blank*



*This Page  
Intentionally  
Left Blank*

**ADMINISTRATION DEPARTMENT****MEMORANDUM**

**TO:** Mayor Brenda Esqueda and Councilmembers

**FROM:** Al Hernández, City Administrator

**DATE:** May 7, 2012

**SUBJECT:** Consider Approval of a Memorandum of Understanding with the San Fernando Police Officers Association

---

**RECOMMENDATION:**

It is recommended that the City Council:

- a. Approve a Memorandum of Understanding (MOU) (Attachment "A") between the City of San Fernando and the San Fernando Police Officers Association (SFPOA) (Police Officers and Sergeants), authorize the City Administrator to execute the Agreement, and direct staff to implement the provisions therein; and
- b. Approve a Side Letter regarding Retiree Medical Insurance (Attachment "B") between the City of San Fernando and the SFPOA, authorize the Mayor to execute the Agreement, and direct staff to implement the provisions therein.

**BACKGROUND:**

1. On May 27, 2011, the City Negotiations Team (Mayor Mario Hernandez, City Administrator Al Hernandez, and Personnel Manager Michael Okafor) met with the SFPOA to begin discussions for a new MOU; and through November 2011, a series of meetings were held in an effort to reach agreeable terms.
2. On June 29, 2011, Governor Jerry Brown signed AB X1 27 and AB X1 27. These bills would eliminate the Redevelopment Agency if the City failed to opt for the Alternative Payment Option (\$2 million for FY 2011-12, with the first half of the payment being due on January 15, 2012, and the second half due on May 15, 2012).

Without making these payments, the Redevelopment Agency would be eliminated, and the interagency charges to the Agency (\$732K) would be absorbed by the City, thus causing a further budget shortfall.

Consider Approval of a Memorandum of Understanding with the San Fernando Police Officers Association

Page 2

3. On July 18, 2011, the City Council adopted Fiscal Year (FY) 2011-12 City Budget of \$35.7 million that included a General Fund budget of \$17.8 million, with a General Fund deficit of \$901K.
4. On December 5, 2011, at the regular City Council meeting, a motion was made to accept the SFPOA's proposal dated November 7, 2011. However, the motion failed.
5. On December 16, 2011, both parties reached a tentative Agreement, subject to minor language clean-up on few items, as well as ratification by SFPOA's general membership and the City Council.
6. On March 19, 2012, both parties agreed to the final language of the MOU and Side Letter.
7. On April 16, 2012, City Council accepted the final language of the MOU and Side Letter, and directed that it be scheduled for a future City Council meeting for final approval.

**ANALYSIS:**

Provisions in the MOU are in accordance with City Council direction to the City's Negotiation Team, with highlights of the Agreement as follows:

1. **Term:** Three-year contract (July 1, 2011 to June 30, 2014).
2. **Retirement Formula:** Employees hired after ratification of the City's contract with PERS shall be provided the 3% at 55 retirement formula.
3. **Health Insurance:** Effective January 1, 2013, City's contribution for present employees and future retirees shall be limited to the cost of the most expensive PEMHCA plan for Los Angeles Area Region only, available at each plan level (i.e., employee, employee+1, employee+2 or more), excluding the PERSCare plan. An employee or future retiree who elects PERSCare shall pay the difference by pre-tax deductions.
4. **Meal Periods:** Shall be one paid meal period of 30 minutes and two paid 15 minute breaks.
5. **Retirement Contributions:** All current employees will pay one-half of the 9% employee CalPERS contribution, while employees hired after ratification shall contribute the full 9% employee CalPERS contribution.
6. **Bilingual Pay:** Shall be \$100 per month, flat.
7. **Tuition Reimbursement:** Unit employees will not be eligible for tuition reimbursement.
8. **Longevity:** Will be modified so that all current employees will receive longevity pay (5%, 7.5%, and 10%) upon completion of 5, 10, and 15 years, rather than at 4, 9, and 14 years,



Consider Approval of a Memorandum of Understanding with the San Fernando Police Officers Association

Page 3

respectively. Any employee hired after ratification shall receive 3%, 4%, and 5% after 5, 10, and 15 years, respectively.

9. **Limited Reopener:** If in any fiscal year the City's General Fund reserve is at or above \$1.8 million, or meets or exceeds 10% of General Fund expenditures, the City and the SFPOA shall engage in good faith negotiations for a base salary increase of at least 2% (retroactive to July of that fiscal year).

**10. Certificate Pay:**

- a. Current Employees – will continue to fall under current program; however, compensation for an Associate Degree will be eliminated, except current employees presently receiving such compensation will be “grandfathered”. Compensation shall be converted to a flat rate amount.
- b. Modified Plan – effective January 1, 2012, any employee not receiving any form of Certificate pay shall fall under a modified plan:

- |   |                 |
|---|-----------------|
| • Intermediate POST Certificate                 | \$200 per month |
| • BA or Advanced Degree POST Certificate        | \$200 per month |
| • Masters Degree or Supervisor POST Certificate | \$300 per month |

Employees who possess more than one of these degrees or certificates shall receive the pay for each degree as specified above.

- c. New Certificates – effective January 1, 2012, new certificates presented shall be paid effective from the date officially received by payroll staff.

**CONCLUSION:**

Staff recommends that the City Council approve the MOU and the Side Letter to make the agreements binding between the City and the SFPOA.

**BUDGET IMPACT:**

It is anticipated that these concessions will save the City approximately \$500K in FY 2011-12 and another \$800K in FY 2012-13.

**ATTACHMENTS:**

- A. SFPOA Memorandum of Understanding (July 1, 2011 through June 30, 2014)  
 B. Side Letter Regarding Retiree Medical Insurance

Memorandum of Understanding

between

The San Fernando Police Officers' Association

and

The City of San Fernando

July 1, 2011- June 30, 2014

**MEMORANDUM OF UNDERSTANDING  
BETWEEN  
THE SAN FERNANDO POLICE OFFICERS' ASSOCIATION  
AND  
THE CITY OF SAN FERNANDO  
2011-2014**

**TABLE OF CONTENTS**

<u>Article</u>	<u>Title</u>	<u>Page</u>
1.00	INTRODUCTION	5
1.01	Preamble	5
1.02	Recognition	5
1.03	Implementation of the Memorandum of Understanding	5
1.04	Provisions of Law and Severability	5
1.05	Duration of the Memorandum of Understanding	6
1.06	City Rights	6
1.07	Employee Rights	6
2.00	INSURANCE BENEFITS	6
2.01	Medical, Dental, and Vision Insurance for Active Employees	6
2.02	Medical Insurance for Retirees	7
2.03	Life Insurance	7
2.04	Long Term Disability Insurance	7
3.00	RETIREMENT BENEFITS	7
3.01	Retirement Formula	7
3.02	Employer Paid Member Contributions	7
3.03	Other Retirement Benefits	8
4.00	LEAVE BENEFITS	8
4.01	Vacation Leave	8
4.02	Holiday Leave	9
4.03	Sick Leave	9
4.04	Bereavement Leave	9
4.05	Catastrophic Leave Donation Program	10
4.06	Industrial Leave	10

<u>Article</u>	<u>Title</u>	<u>Page</u>
5.00	SALARY	10
5.01	Salary	10
5.02	Definitions	10
5.03	Calculation of Benefits	10
6.00	LONGEVITY PAY	10
6.01	Longevity	10
7.00	BILINGUAL PAY	11
7.01	Bilingual	11
8.00	SPECIAL ASSIGNMENT PAYS	12
8.01	Field Training Officer	12
8.02	Motor Officer	12
8.03	Canine Officer	12
8.04	Detectives	12
9.00	CERTIFICATE PAY	13
9.01	POST Certificate Compensation	13
10.00	TUITION REIMBURSEMENT	13
10.01	Tuition Reimbursement	13
11.00	UNIFORM ALLOWANCE	13
11.01	Uniform Allowance	13
12.00	OVERTIME & OTHER COMPENSATION	14
12.01	Overtime	14
12.02	Compensatory Time Off	14
12.03	Call Back Compensation	14
12.04	On-Call/Stand-By for Court	14
12.05	Court Appearance Pay	14
13.00	OUT OF CLASS PAY	14
13.01	Out of Class Pay	14
14.00	WORK SCHEDULES & SHIFT SELECTION	15
14.01	Uniformed Personnel	15
14.02	Non-Uniformed Personnel	15
14.03	Canine Officers	15
14.04	Shift Selection	15
14.05	Meals and Breaks	15
15.00	DISCIPLINARY PROCEDURES	15

<u>Article</u>	<u>Title</u>	<u>Page</u>
15.01	Disciplinary Procedures	15
16.00	LAYOFFS	15
16.01	Layoffs	15
17.00	ASSOCIATION BUSINESS	16
17.01	Access to Work Locations	16
17.02	Association Activity on Duty	16
17.03	Dues Deduction	16
18.00	MAINTENANCE OF BENEFITS	16
18.01	Continuation of Wages, Hours, and Working Conditions	16
19.00	POLICIES AND PROGRAMS	17
19.01	Nepotism Prohibited	17
19.02	Other Policies	17
19.03	Merit Based Compensation Program	17
20.00	PRE-EMPLOYMENT CONTRACT	18
20.01	Pre-Employment Contract	18
21.00	PUBLICATION OF AGREEMENT	19
21.01	Publication of Agreement	19
<u>EXHIBIT</u>		
A.	Salary Schedule	20

## **ARTICLE 1 – INTRODUCTION**

### **1.01 Preamble**

This contract (hereinafter referred to as “Memorandum of Understanding”) by and between the San Fernando Police Officers’ Association, hereinafter referred to as the “Association,” and the City of San Fernando, hereinafter referred to as the “City” has, as its purpose, the promotion of fair and harmonious relations between the City and the Association and its members, the establishment of a fair, just, equitable, and peaceful procedure for the resolution of problems and differences, and the establishment of wages, hours, and working conditions and other conditions of employment that, in any way, affect the employees within this bargaining unit.

### **1.02 Recognition**

The City recognizes the San Fernando Police Officers’ Association as the exclusive bargaining representative of the employees in this unit, subject to the right of an employee to self-representation. The term “employee” or “employees” is used to refer to those employees in the classifications of Police Officer, Sergeant, and such other classifications within ranks as may, from time to time, be added to the unit by the City.

### **1.03 Implementation of the Memorandum of Understanding**

This Memorandum of Understanding constitutes the joint recommendation of the City and the Association. This Memorandum of Understanding shall be binding upon the parties, whenever the following conditions are satisfied:

1. The Association has notified the City Council that the Association has formally approved this Memorandum of Understanding in its entirety; and
2. The City Council has approved this Memorandum of Understanding in its entirety.

Whenever any ordinance, rule, regulation, resolution or other action is required for the implementation of this Memorandum of Understanding, such ordinance, rule, regulation, etc. will provide for an effective date the same as provided for in this Memorandum of Understanding or make other equivalent provisions therefore.

### **1.04 Provision of Law and Severability**

The parties agree that this Memorandum of Understanding is subject to all current and future applicable federal, state, and local laws.

If any Article, part, or provision of this Memorandum of Understanding is in conflict with or inconsistent with applicable provisions of federal, state or local, law or is otherwise held to be invalid or unenforceable by a court of competent jurisdiction, such article, part, or provision thereof shall be suspended or superseded by such applicable law or regulation, and the remainder of the Memorandum of Understanding shall not be affected thereby.

### **1.05 Duration of the Memorandum of Understanding**

This Memorandum of Understanding shall be effective beginning July 1, 2011, and shall terminate on June 30, 2014.

On or about March 1, 2014, the Association may present a written proposal to the City on all matters that would affect the City's next succeeding fiscal budget including, but not limited to salaries, fringe benefits, and other cost item conditions of employment with the City. The parties shall begin meeting and conferring in good faith within thirty days of the Association's presentation of its proposal.

### **1.06 City Rights**

The rights of the City include, but are not limited to, the exclusive right to determine the mission of its constituent departments, commissions, and boards; set standards of service; determine the procedures and standards of selection for employment and promotion; direct its employees; take disciplinary action; relieve its employees from duty because of lack of work or for other legitimate reasons; maintain the efficiency of governmental operations; determine the methods, means, and personnel by which government operations are to be conducted; determine the content of job classifications; take all necessary actions to carry out its mission in emergencies; and exercise complete control and discretion over its organization and the technology of performing its work.

### **1.07 Employee Rights**

Employees of the City shall have the right to form, join, and participate in the activities of employee organizations of their own choosing for the purpose of representation on all matters of employer-employee relations including but not limited to wages, hours, and other terms and condition of employment. Employees of the City also shall have the right to refuse to join or participate in the activities of employee organizations and shall have the right to represent themselves individually in their employment relations with the City. No employee shall be interfered with, intimidated, restrained, coerced, or discriminated against by the City or by any employee organization because of the exercise of these rights.

## **ARTICLE 2 – INSURANCE BENEFITS**

### **2.01 Medical, Dental, and Vision Insurance For Active Employees**

The City shall continue to pay the full cost of medical, dental, and vision coverage for employees and their dependents. The medical, dental, and vision coverage provided by the City under this Memorandum of Understanding shall be the same as currently provided by existing City approved insurance plans.

Effective beginning January 1, 2013, City's contribution for medical insurance benefits on behalf of each unit employee and eligible dependent(s) shall be capped at the cost of the most expensive PEMHCA plan for Los Angeles Area Region only, available at each plan level (i.e., employee, employee+1, employee+2 or more), excluding the PERSCare plan. An employee who elects PERSCare shall pay the difference by pre-tax payroll deduction. In addition, the City shall continue to provide fully paid dental and vision coverage for all employees and eligible dependents.

### **2.02 Medical Insurance For Retirees**

The City has adopted a Resolution to implement the retiree medical insurance vesting schedule, pursuant to the provisions of California Government Code Section 22893. This vesting schedule shall apply to unit employees initially hired by the City on or after the date the Resolution was approved by CalPERS.

Effective January 1, 2013, for all unit employees that retire, the City shall pay on behalf of each such retiree and his or her eligible dependent(s) a medical insurance benefit equal to 100% of the cost of the PEMHCA plan selected capped at the cost of the most expensive PEMHCA plan for Los Angeles Area Region only, available at each plan level (i.e., employee, employee+1, employee+2 or more), excluding the PERSCare plan.

### **2.03 Life Insurance**

The City shall provide \$50,000 Basic Life and Accidental Death & Dismemberment insurance to each employee, at no cost to the employee.

### **2.04 Long Term Disability Insurance**

The City shall continue to provide and pay for a long term disability policy for unit members.

## **ARTICLE 3 – RETIREMENT BENEFITS**

### **3.01 Retirement Formula**

The City shall contract with the California Public Employees Retirement System (CalPERS) to continue to provide what is commonly referred to as the 3% at 50 PERS local safety member retirement formula (Gov't Code §21362.2).

Effective upon ratification of this agreement, the City shall take all action necessary to amend its contract with CalPERS to implement the benefits of California Government Code Section 21362.1 to implement the 3% @55 local safety retirement formula. Any unit employee first hired by the City after the date of the City's contract amendment with CalPERS shall be subject to this 3% @55 retirement formula.

### **3.02 Employer Paid Member Contributions**

The City, in addition to the employer contribution, shall pay the employee's required CalPERS contribution in an amount not to exceed 9% of the employee's compensation (Gov't Code §20691; See (a) and (b) below). The City shall take whatever action is necessary to report the value of the Employer Paid Member Contribution to CalPERS as compensation earnable on behalf of each employee, pursuant to California Government Code Section 20636(c)(4).

- A. **For unit employees first hired before the date of ratification of this Agreement:** Effective upon ratification, the City shall reduce the amount of the employer paid member contribution to 4.5% and each employee shall pay by pre-tax payroll deduction the remaining 4.5% required employee contribution.



- B. For unit employees first hired on or after the date of ratification of this Agreement:** The unit employee shall pay by pre-tax payroll deduction the 9% required employee contribution.

### **3.03 Other Retirement Benefits**

The City shall also provide the following retirement benefits:

1. Pre-Retirement Optional Settlement 2 Death Benefit (Gov't Code §21548).
2. For employees who initially entered CalPERS membership on or before January 6, 1994, a 5% Annual Cost-of Living Allowance Increase. For employees who initially entered CalPERS membership after January 6, 1994, a 2% Annual Cost-of Living Allowance Increase (Gov't Code §21335).
3. Fourth Level of 1959 Survivor Benefits (Gov't Code §21574).

## **ARTICLE 4 – LEAVE BENEFITS**

### **4.01 Vacation Leave**

Vacation and holiday leave is intended to provide time for an employee to be away from the work environment and to enable such employee to return to work mentally and physically refreshed.

The City shall provide for vacation leave to accrue on a payroll to payroll basis prorated in accordance with the following rates.

10 days (80 hours) for 1 – 4 years of service	160 hours cap
15 days (120 hours) for 5 – 14 years of service	240 hours cap
20 days (160 hours) for 15 or more years of service	320 hours cap

Vacation leave may be taken upon prior approval and in the manner prescribed by the Chief of Police or designee to the extent accumulated from payroll period to payroll period.

Unit members may, at the employee's discretion, carry over up to and including two years worth of his/her current annual vacation allowance for use in the following year.

An Employee shall have the option to transfer unused, accrued vacation leave to his/her compensatory time off (CTO) leave bank at any one time per year selected by the employee, but in no event shall the employee's CTO bank exceed 100 hours.

Any employee who is at or above the cap as of July 1, 2004, shall immediately request vacation leave from his or her supervisor, who shall forward a copy of said written request to the Personnel Office. If the Department cannot permit an employee time off due to staffing issues, the employee shall be permitted to continue accrual of vacation leave over and above the employee's accrual cap until such time as the Department is able to schedule sufficient vacation leave to bring the employee under the cap.

An employee who is denied vacation leave due to Department staffing issues, and who exceeds his/her maximum vacation accrual cap due to such denial, shall continue to accrue vacation leave over and above that cap until such time as the Department is able to schedule sufficient vacation leave to bring the employee under the cap. This provision shall not apply if an employee first requests vacation leave within 24 hours or less of reaching his/her accrual cap.

#### **4.02 Holiday Leave**

Unit members shall be granted the following holidays:

- |                                      |                       |
|--------------------------------------|-----------------------|
| (1) New Year's Day                   | (7) Independence Day  |
| (2) Martin Luther King, Jr. Birthday | (8) Labor Day         |
| (3) Lincoln's Birthday               | (9) Columbus Day      |
| (4) Washington's Birthday            | (10) Veteran's Day    |
| (5) Cesar Chavez's Birthday          | (11) Thanksgiving Day |
| (6) Memorial Day                     | (12) Christmas Day    |

Employees shall accrue 96 hours of Holiday Leave per year, and shall be credited with 48 hours of holiday leave each January 1 and additional 48 hours of holiday leave each July 1. Employees shall schedule holiday leave in accordance with department procedures.

Beginning January 1, 2005, employees will only be permitted to carry over 96 hours of accrued but unused holiday leave from one calendar year to the next. Employees who, as of January 1, have not lowered their accrued holiday leave to 96 hours or less, shall not accrue additional hours until such time as the employee brings his/her accrual to (or under) the 96 hours cap. At that time the employee will receive his/her full 48 hours allotment for that half-year. Upon employee's separation, any unused holiday leave shall be compensated at his or her regular rate of pay.

#### **4.03 Sick Leave**

The City shall provide for sick leave to accrue on a payroll-to-payroll basis at the rate of one-day (8 hours) per month pro-rated. Sick leave may be charged to the extent accumulated from payroll to payroll period.

An employee will be allowed to carry over a maximum of eight hundred (800) hours of accrued sick leave from one calendar year to the next. In the last payroll period in December each year, employees will be paid for 50% of all accrued sick leave in excess of 800 hours at their regular rate of pay.

An employee who retires from City service and who receives an industrial disability pension or a service retirement pension from CalPERS, shall be paid at their regular rate of pay for one-fourth (1/4) of their accumulated and unused sick leave, up to a maximum of the one (1) month's worth of the employee's regular rate of pay.

#### **4.04 Bereavement Leave**

Employees shall be permitted to use accrued sick leave of up to five (5) days per incident for bereavement purposes. The Police Chief may authorize additional days of sick leave for bereavement purposes on an as-needed basis.

**4.05 Catastrophic Leave Donation Program**

Effective July 1, 2004, the City shall implement a Catastrophic Leave Donation Program as set forth in the City's existing policy handbook.

**4.06 Industrial Leave**

Industrial injury and illness leaves shall be governed by existing guidelines in the City's "Sick Leave with Pay for Illness or Injury Sustained in the Course of Employment" policy as set forth in the City's existing policy handbook.

If an employee receives Workers' Compensation disability payments to which the employee is not entitled while on Labor Code 4850 leave, the employee shall be obligated to deposit the erroneously paid disability payments with the City for return to the appropriate entity.

**ARTICLE 5 – SALARY****5.01 Salary**

- A. The base salary for each represented unit classification shall be as set forth in Exhibit "A" – Salary Schedule.
- B. **Limited Reopener:** For any fiscal year in which the City's General Fund reserve is at or above \$1.8 million or meets or exceeds 10% of general fund expenditures, the City and the POA shall engage in good faith negotiations for a base salary increase of at least 2% retroactive to July 1 of that fiscal year. This reopener must be resolved by mutual agreement of the parties. (Example: At the close of FY 2011-12 if it is determined that one or both of the conditions above were met, the parties shall meet and confer for a base salary increase of at least 2% retroactive to July 1, 2011).

**5.02 Definitions**

As used in this MOU, "Base Salary" means the salary classification, range, and step to which an employee is assigned. It excludes any additional allowances, special pays and non-cash benefits. As used in this MOU, "Regular Rate of Pay" shall be as defined in the Fair Labor Standards Act.

**5.03 Calculation of Benefits**

In computing benefits that are a percentage of base salary (e.g., Longevity, Bilingual, Special Assignment Pay, Post Certificate/Education, etc.) each benefit is calculated independently over base salary of each respective employee.

**ARTICLE 6 – LONGEVITY PAY****6.01 Longevity****For unit employees hired prior to January 1, 2012:**

The City shall pay longevity to all eligible unit members as follows:

- A. Upon completion of the fourth year of continuous service as a sworn employee with the City, an additional five percent (5%) over and above the base salary step for each employee in this category.
- B. Upon completion of the ninth year of continuous service as a sworn employee with the City, a total of seven and one-half percent (7-1/2%) over and above the base salary step for each employee in this category.
- C. Upon completion of the fourteenth year of continuous service as a sworn employee with the City, a total of ten percent (10%) over and above the base salary step for each employee in this category.

Effective upon ratification of this agreement, the longevity steps above are modified as regards all current unit employees to provide that the longevity pay (5%, 7.5% and 10%) shall be received upon completion of 5, 10 and 15 years (rather than 4, 9, and 14 years), respectively; provided, however, that any employee then receiving a given level of longevity pay would not lose any compensation, but would not qualify to proceed to the next higher longevity step until he or she meets the new, higher tenure requirement of 10 or 15 years, respectively.

**For unit employees hired on or after January 1, 2012:**

Any unit employee hired after January 1, 2012 shall receive longevity pay as follows:

- A. Upon completion of the fifth year of continuous service as a sworn employee with the City, an additional three percent (3%) over and above the base salary step for each employee in this category.
- B. Upon completion of the tenth year of continuous service as a sworn employee with the City, a total of four percent (4%) over and above the base salary step for each employee in this category.
- C. Upon completion of the fifteenth year of continuous service as a sworn employee with the City, a total of five percent (5%) over and above the base salary step for each employee in this category.

**ARTICLE 7 – BILINGUAL PAY**

**7.01 Bilingual**

Effective upon ratification of this agreement, the City shall modify Bilingual Pay from two and one-half percent (2-1/2%) to flat \$100 bonus per month for employees required in the normal course of their duties to communicate in Spanish with members of the public. Said payment is subject to the following conditions:

- A. Employee has satisfactorily demonstrated to the City his/her fluency in the Spanish language, based on written and/or oral testing procedures as selected by the City; and
- B. Employee is required in the normal course of his/her duties to communicate in Spanish with members of the public, as determined by the Department Head and approved in writing by the Administrative Officer.

## **ARTICLE 8 – SPECIAL ASSIGNMENT PAYS**

### **8.01 Field Training Officer**

Effective upon ratification of this agreement, the City shall modify the special assignment pay for any sworn employee whom the Department designates as a Field Training Officer (FTO) from 5.5% to \$300 per month above his or her base salary.

### **8.02 Motor Officer**

Effective upon ratification of this agreement, the City shall modify the special assignment pay for any sworn employee who works as a Motor Officer from 5.5% to \$300 per month above that employee's base salary.

### **8.03 Canine Officer**

Employees who are assigned to canine officer detail are entitled to compensation for the off-duty hours spent caring for, cleaning, grooming, feeding and training their canine and maintaining (including cleaning) their canine vehicle/unit. The City and the Association acknowledge that the Fair Labor Standards Act, which governs the entitlement to compensation for canine duties, entitles the parties to agree to the approximate number of hours per month spent for the performance of canine duties. The Fair Labor Standards Act also allows the City and the Association to agree on appropriate compensation for the performance of canine duties. It is the intent of the City and the Association through the provisions of this article to fully comply with the requirements of the Fair Labor Standards Act. In addition, The City and the Association believe that the following canine pay provision does comply with the requirements of the Fair Labor Standards Act.

Effective upon ratification of this agreement, the City shall modify the special assignment pay for any sworn employee assigned to canine duty from 5.5% to \$300 per month above his or her base salary, plus two (2) hours of premium overtime compensation each week. This amount recognizes that the time spent off duty to care for, clean, feed, groom and train his or her assigned dog and the maintenance (including cleaning) of his or her assigned vehicle/unit shall be considered hours worked. The City and the Association have analyzed this issue and it has been determined that unit members spend, on average, 20 hours per month performing such work off-duty and that the compensation set forth above is adequate.

### **8.04 Detectives**

Effective upon ratification of this agreement, the City shall modify the special assignment pay for any sworn employee who works as a Detective from 5.5% to \$300 per month above that employee's base salary.

**ARTICLE 9 – CERTIFICATE/EDUCATION PAY**

**9.01 Certificate/Education Compensation**

<b><u>Certificate/Degree/Units</u></b>	<b><u>Before 1/1/12</u></b>	<b><u>Effective 1/1/12</u></b>
Intermediate POST or AA/AS degree	3.5%	\$229 Ofcr/ \$285 Sgt.
Advanced POST or BA/BS degree	Additional 2.5%	Additional \$164 Ofcr/\$204 Sgt.
Supervisory POST or Masters degree	Additional 2.5%	Additional \$164 Ofcr/\$204 Sgt.

1) Effective upon ratification, the following shall apply:

- A.** Any employee that currently is receiving Certificate/Education pay for possession of any degree or certificate shall continue to fall under the provisions of the current program, provided, however, compensation for possession of an Associate degree will be eliminated, except as to current employees presently receiving such compensation who would be “grandfathered”.
  
- B.** Effective January 1, 2012, any employee not currently receiving any form of Certificate Pay (inclusive of certificates, units or degrees) shall fall under a modified program whereby compensation for possession of certificates shall be as follows: Intermediate POST certificate - \$200/month; Bachelor’s degree or Advanced POST certificate – \$200/month; Master’s degree or Supervisor’s POST certificate - \$300/month. An employee who possesses more than one of the degrees or certificates above shall receive the pay for each degree or certificate possessed. (Example: An employee with a Bachelor’s degree and an Intermediate POST certificate shall be paid \$400/month. If the employee also had a Masters degree the employee would be paid \$700/month).
  
- C.** Effective January 1, 2012, new Certificates presented for processing shall be paid effective from the date officially received by payroll staff.

**ARTICLE 10 – TUITION REIMBURSEMENT**

**10.01 Tuition Reimbursement**

It is agreed that unit members will no longer be eligible for tuition reimbursement by the City of any tuition expenses incurred by members.

**ARTICLE 11 – UNIFORM ALLOWANCE**

**11.01 Uniform Allowance**

The City shall pay employees a uniform allowance of \$800 per year. The City may pay the uniform allowance in equal semi-annual installments.

## **ARTICLE 12 – OVERTIME & OTHER COMPENSATION**

### **12.01 Overtime**

Employees shall receive time and one-half their regular rate of pay for all hours worked in excess of their regularly scheduled hours. In the event an employee takes sick leave on a regularly scheduled workday, and works beyond his/her regularly scheduled hours on that day, then the employee shall receive straight time compensation for the work beyond their regular schedule up to the duration of the sick leave used that day. Thereafter, all work beyond their regularly scheduled hours shall be compensated at the time and one-half rate. Employees may elect to be paid for overtime hours worked or receive compensatory time off, but in no event shall their compensatory time banks exceed 100 hours.

### **12.02 Compensatory Time Off**

Employees are permitted to accrue up to one hundred (100) hours of compensatory time off at any given time. Compensatory time off is accrued at one and one-half hours for each hour of overtime worked. An employee will be allowed to use accrued but unused compensatory time off in compliance with the requirements of the FLSA.

### **12.03 Call Back Compensation**

Any employee called back to work other than as a continuation (immediately preceding or following) of his/her regular established work schedule, shall be paid at one and one-half (1½) times the regular rate of pay for the actual time worked, with a minimum of two (2) hours.

### **12.04 On-Call/Stand-By for Court**

Any employee required to be on-call for court during off-duty hours, shall be paid at one and one-half (1½) times his/her regular rate of pay for two (2) hours for the morning session and two (2) hours for the afternoon session. If an employee is placed on-call for court and is subsequently called to testify during that same court session, the employee shall be paid for the combined duration of the actual time spent on-call and the actual time spent in the court appearance, at time and one-half his/her regular rate of pay, with a minimum of two hours.

### **12.05 Court Appearance Pay**

Any employee required to appear in court during off-duty hours, shall be paid at one and one-half (1½) times his/her regular rate of pay for the duration of the court appearance, with a minimum of two (2) hours.

## **ARTICLE 13 – OUT OF CLASS PAY**

### **13.01 Out of Class Pay**

Any unit member appointed to act in a higher classification and serving continuously in said classification for at least fifteen (15) continuous working days shall receive the pay established for said higher classification during the acting period, retroactive to the first day of said assignment.

## **ARTICLE 14 – WORK SCHEDULES & SHIFT SELECTION**

### **14.01 Uniformed Personnel**

Except as otherwise provided, uniformed personnel shall work a 3/12-4/12 schedule. That schedule comprises alternating weeks of:

- Week 1: Three (3) consecutive workdays of 12 consecutive work hours followed by Four (4) consecutive days off.
- Week 2: Four (4) consecutive workdays of 12 consecutive work hours followed by Three (3) consecutive days off.

### **14.02 Non-Uniformed Personnel**

All non-uniformed personnel shall work a 9/80 work schedule consisting of alternating weeks of:

- Week 1: Four (4) consecutive workdays, of which Three (3) consist of 9 consecutive hours and One (1) consists of 8 hours, followed by Three (3) consecutive days off.
- Week 2: Five (5) consecutive workdays of 9 consecutive work hours each, followed by Two (2) consecutive days off.

### **14.03 Canine Officers**

Employees assigned as Canine Officers shall work a 4/10 schedule that consists of 4 consecutive work days of 10 consecutive hours each week.

### **14.04 Shift Selection**

Employees shall bid shifts by seniority, according to their time in rank.

### **14.05 Meals and Breaks**

Each shift of the work schedules herein shall comprise one paid meal period of 30 minutes and 2 paid breaks of 15 minutes, each.

## **ARTICLE 15 – DISCIPLINARY PROCEDURES**

### **15.01 Disciplinary Procedures**

The parties agree that the Disciplinary procedures shall follow Rule XV of the City of San Fernando Personnel Rules.

## **ARTICLE 16 - LAYOFFS**

### **16.01 Layoffs**

In the event it is necessary to lay-off employees due to a reduction in the work force, said lay-off will be by seniority. Seniority for purpose of lay-off shall be determined by the date of original appointment to the class. The seniority list shall include all probationary and permanent employees. Where seniority is equal, the member with the earliest hire time (original appointment to sworn position) shall be determined to have the most seniority.



Temporary and provisional employees in the class involved shall be separated prior to probationary or permanent employees.

Any employee scheduled for lay-off shall have the right to demote to a class within the department, which he/she formally held permanent status. Seniority in this instance would be time served in this class and time in a higher classification.

Probationary and permanent employees shall be laid off in the reverse order of seniority.

## **ARTICLE 17 – ASSOCIATION BUSINESS**

### **17.01 Access to Work Locations**

Reasonable access to employee work locations shall be granted to officers of the Association and its official representatives for the purpose of processing grievances or contacting members of the Association concerning business within the scope of representation. Such officers or representatives shall not enter any work location without the consent of the City or its authorized representative. Access shall be restricted so as not to interfere with the normal operations of the Department or with established safety or security requirements. The Association and its members shall be permitted to communicate with one another using the City's e-mail system, provided, however, that such communications are subject to the City's "Computer Resources Policy" regarding electronic mail and the Internet. Violations of that policy will subject the offender to reasonable disciplinary action as stipulated in the said policy.

### **17.02 Association Activity On Duty**

Solicitation of membership and activities concerned with the internal management of any employee organization, such as collecting dues, campaigning for office, conducting elections and distributing literature, will not be permitted during working hours.

### **17.03 Dues Deduction**

The City agrees that during the term of this agreement, it will deduct monies and remit to the Association as authorized by payroll deduction cards submitted by employees in the same manner as existed in the prior MOU.

The Association, upon receipt of the dues deducted, shall indemnify, defend, and hold the City of San Fernando harmless against any claims made and against any suit instituted against the City of San Fernando on account of check-off of employee association dues. In addition, the Association shall refund the City of San Fernando any amounts paid in error upon presentation of supporting evidence.

## **ARTICLE 18 – MAINTENANCE OF BENEFITS**

### **18.01 Continuation of Wages, Hours, and Working Conditions**

The parties agree that the only changes in terms and conditions of employment intended pursuant to this MOU are those specifically provided herein. Any policies, procedures,

benefits, or past practices not herein addressed that affect wages, hours, and/or other terms and conditions of employment shall not be revised to adversely affect the employees covered by this agreement during the term of this MOU unless by mutual agreement of the parties.

## **ARTICLE 19 –POLICIES AND PROGRAMS**

### **19.01 Nepotism Prohibited**

- A. No person shall be appointed, promoted or hired into a position in the Police Department when that person’s relative already holds a position in the Police Department and such employment would result in a direct supervisor-subordinate relationship.
- B. A direct supervisor-subordinate relationship is one in which one person is responsible for the day-to-day supervision and control of the other person, or is in their direct chain of command. Collateral assignments and occasional, overtime or temporary assignments are not considered to violate this policy.
- C. For purposes of this section, “relative” means spouse, child, step-child, parent, grandparent, grandchild, brother, sister, half-brother, half-sister, aunt, uncle, niece, nephew, parent-in-law, brother-in-law or sister-in-law.
- D. If two Police Department employees marry, the Department reserves the right to transfer the employees with the least City seniority to another assignment within the Police Department that is consistent with this policy, and to which a sworn employee would usually be assigned, without loss of pay or benefits.
- E. If a member of the Association marries the Police Chief or Police Captain (when there is only one Captain) and no transfer within the police department is possible where the married employees are not in violation of paragraphs A and B, above, the employee with the least City seniority may be transferred to another Department within the City. If no such transfer is possible, that employee may be separated from service.

### **19.02 Other Policies**

The parties agree that during the term of the agreement they shall work in good faith with one another to create or modify, as applicable, the nepotism, fraternization, social media, and administrative appeals policies of the City. Any such policies shall be implemented or modified by mutual agreement of the parties.

### **19.03 Merit Based Compensation Program**

The parties agree that during the term of the agreement, they shall discuss in good faith the creation of a merit based compensation program. Such discussion shall include the

possibility of altering or replacing the longevity and/or salary step increases. Any changes to the present compensation of unit employees shall be by mutual agreement of the parties.

## **ARTICLE 20 – PRE-EMPLOYMENT CONTRACT**

### **20.01 Pre-Employment Contract**

Any employee hired after July 1, 2008 who voluntarily leaves the City within thirty-six (36) months of accepting employment as a police cadet or police officer, and who obtains employment as a police officer within the State of California within the subsequent 12 months, will be required to repay the City for the actual cost of training that employee, not to exceed \$450 per month for each month short of 36. Said payments may be accomplished by relinquishing accrued but unused Vacation leave, Holiday leave or CTO leave, or in monthly installments of \$450, or both, at the employee's option.

**ARTICLE 21 – PUBLICATION OF AGREEMENT**

**21.01 Publication of Agreement**

It is agreed that the City shall furnish each unit member one copy of this agreement.

**City of San Fernando**

**San Fernando Police Officer’s  
Association**

Date\_\_\_\_\_

Date\_\_\_\_\_

\_\_\_\_\_  
Mario Hernandez  
City Councilmember

\_\_\_\_\_  
Irwin Rosenberg  
SFPOA President

\_\_\_\_\_  
Al Hernandez  
City Administrator

\_\_\_\_\_  
Saul Garibay  
SFPOA Vice-President

\_\_\_\_\_  
Michael E. Okafor  
Personnel Manager

\_\_\_\_\_  
Anthony R. Vairo  
SFPOA Treasurer

\_\_\_\_\_  
William Bailey  
SFPOA Secretary

**EXHIBIT "A"**  
**SALARY SCHEDULE**

Class	Salary Range	Step A	Step B	Step C	Step D	Step E
Police Officer	72P	5228	5578	5888	6208	6551
Police Sergeant	83P	6574	6936	7317	7720	8147

**ATTACHMENT "B"**

**SIDE LETTER REGARDING**  
**RETIREE MEDICAL INSURANCE**

The City of San Fernando ("City") and the San Fernando Police Officers' Association ("SFPOA") are parties to a new Memorandum of Understanding (2011-2014). As part of the negotiations process that led to the parties' agreement, certain modifications were made to the health benefits structure for unit members and future retirees. However, there was no intent to abrogate or otherwise modify any current retiree's vested health insurance benefits. Accordingly, the parties have decided to memorialize their understanding of the rights and benefits of current retirees as it relates to benefits under the City's PEMHCA medical insurance program. Such understanding is as follows:

1. For each retiree that retired prior to January 1, 2013 and who participates in the retiree medical insurance program, the City shall:
  - a. Pay to CalPERS, on behalf of the retiree and his/her eligible dependents, if insured by the retiree, up to the cost of the most expensive PEMHCA plan for the Los Angeles Area Region only, excluding the PERSCare plan; and
  - b. If the retiree is in the PERSCare plan, reimburse such retiree the difference between the cost of the PERSCare plan selected by the retiree for himself or herself and his or her eligible dependents, and the City's contribution set forth in Section 1(a) above
2. The foregoing reimbursement shall be paid directly to the retiree each month.

Dated: May 7, 2012

**For City of San Fernando**

**For San Fernando Police Officers'  
Association (SFPOA)**

---

Brenda Esqueda, Mayor

---

Irwin Rosenberg, President



*This Page  
Intentionally  
Left Blank*



## CITY ADMINISTRATION

### MEMORANDUM

**TO:** Mayor Brenda Esqueda and Councilmembers

**FROM:** Al Hernández, City Administrator  
By: Michael E. Okafor, Personnel Manager

**DATE:** May 7, 2012

**SUBJECT:** Approval of CalPERS Resolution for Cost-sharing of Employer Paid Member Contributions with the San Fernando Police Officers' Association

---

#### **RECOMMENDATION:**

It is recommended that the City Council:

- a. Adopt Resolution (Attachment "A") to cost-share the Employer Paid Member Contributions (EPMC) with members of the San Fernando Police Officers' Association (SFPOA); and
- b. Report the paid contributions as tax-deferred in accordance with IRS stipulations.

#### **BACKGROUND:**

1. On March 19, 2012, representatives of the City and SFPOA concluded negotiations for changes in wages and other terms and conditions of employment, and reached a tentative agreement on all items.
2. On April 10, 2012, the City Administrator was officially advised that the general membership of the SFPOA is in agreement with all the items tentatively agreed to during the negotiations.
3. On April 16, 2012, the City Council directed the City Administrator to place the Memorandum of Understanding (MOU) between the City and SFPOA on the May 7, 2012 City Council meeting agenda for ratification.
4. As part of the MOU, the City and SFPOA agreed to cost-share the EPMC in accordance with Government Code § 20691, and report the paid contributions as tax-deferred, as per IRS requirements. It should be noted that the City had been paying the full nine percent (9%) member contributions since June 30, 2001. However, with this new agreement, the City's payment shall be reduced to one-half (1/2) of the nine percent.

Approval of CalPERS Resolution for Cost-sharing of Employer Paid Member Contributions with the San Fernando Police Officers' Association

Page 2

**ANALYSIS:**

In order to implement the City's agreement with SFPOA regarding cost-sharing of the EPMC, CalPERS requires that the City specify as stated in Attachment "A" the amount of contributions, as well as the agreed schedule for those contributions.

Per the MOU, the City and SFPOA agreed to the following:

- For unit employees under the 3% @ 50 retirement plan, the City shall pay one-half of the 9% employee CalPERS contribution, while the employee pays the remaining one-half effective upon MOU ratification.

If adopted, cost-sharing of EPMC with SFPOA sworn members will take effect on May 7, 2012. The affected job classifications include: Police Officer and Police Sergeant, and such other sworn classifications as may from time to time be added to the unit.

**CONCLUSION:**

Adoption of the attached Resolution is necessary to comply with CalPERS stipulations, as well as implement part of the provisions of the City's MOU with SFPOA.

**BUDGET IMPACT:**

There is a projected savings of approximately \$21,000 for the remainder of the 2011-2012 Fiscal Year.

**ATTACHMENT:**

A. Resolution for Employer Paid Member Contributions

## ATTACHMENT "A"

## RESOLUTION NO. \_\_\_\_\_

**A RESOLUTION OF THE CITY COUNCIL OF THE CITY OF  
SAN FERNANDO FOR EMPLOYER PAID MEMBER  
CONTRIBUTIONS**

**WHEREAS**, the governing body of the City of San Fernando has the authority to implement Government Code Section 20691;

**WHEREAS**, the governing body of the City of San Fernando has a written labor policy or agreement which specifically provides for the normal member contributions to be paid by the employer;

**WHEREAS**, one of the steps in the procedures to implement Section 20691 is the adoption by the governing body of the City of San Fernando of a Resolution to commence said Employer Paid Member Contributions (EPMC);

**WHEREAS**, the governing body of the City of San Fernando has identified the following conditions for the purpose of its election to pay EPMC;

- This benefit shall apply to the following safety (sworn police) positions under the 3% @ 50 retirement formula that are represented by the San Fernando Police Officers' Association: Police officer and Police Sergeant.
- This benefit shall consist of paying, as scheduled below, the following specified normal member contributions as EPMC:

For all safety (sworn police) employees under the 3% @ 50 retirement formula that are represented by the San Fernando Police Officers' Association (i.e., Police Officers and Police Sergeants) the City shall pay one-half (1/2) of the normal nine percent (9%) member contributions.

- The effective date of this Resolution shall be May 7, 2012.

**NOW, THEREFORE, BE IT RESOLVED** that the governing body of the City of San Fernando elects to pay EPMC, as set forth above.

**PASSED, APPROVED, AND ADOPTED** this 7<sup>th</sup> day of May, 2012.

---

Brenda Esqueda, Mayor

**ATTEST:**

\_\_\_\_\_  
Elena G. Chávez, City Clerk

**STATE OF CALIFORNIA**            )  
**COUNTY OF LOS ANGELES**    ) ss  
**CITY OF SAN FERNANDO**        )

**I HEREBY CERTIFY** that the foregoing Resolution was approved and adopted at a regular meeting of the City Council held on the 7<sup>th</sup> day of May, 2012, by the following vote to wit:

**AYES:**

**NOES:**

**ABSENT:**

\_\_\_\_\_  
Elena G. Chávez, City Clerk



*This Page  
Intentionally  
Left Blank*

**FINANCE DEPARTMENT****MEMORANDUM**

**TO:** Mayor Brenda Esqueda and Councilmembers  
**FROM:** Al Hernandez, City Administrator  
**DATE:** May 7, 2012  
**SUBJECT:** Approval of Psychic Permit: The Mystic's Altar (120 N Maclay Ave "D")

---

**RECOMMENDATION:**

It is recommended that the City Council approve The Mystic's Altar for a Business License Permit to conduct business as a psychic at 120 N Maclay Ave "D".

**BACKGROUND:**

1. On January 13, 2012, the owner of The Mystic's Altar applied for a Commercial Occupancy Permit to operate a psychic business. The permit was approved by the Community Development Department on January 19, 2012.
2. On April 5, 2012, The Mystic's Altar applied for and submitted a Business License Permit to conduct a psychic business at 120 N Maclay Ave "D".
3. On April 5, 2012, the owner of The Mystic's Altar was fingerprinted at the Police Department.
4. On April 11, 2012, The Mystic's Altar applied for and submitted an application for a Business License to operate a psychic business at 120 N Maclay Ave "D".
5. On April 23, 2012, the Finance Department received the fingerprint report from the Department of Justice. The report and the application were submitted to the Police Department for approval.

**ANALYSIS:**

1. The San Fernando Municipal Code, Chapter 22 Article III, Business License Permits, requires the owners of certain types of businesses in the City, including used car dealerships,

## Approval of Psychic Permit: The Mystic's Altar (120 N Maclay Ave "D")

Page 2

to obtain a Business License Permit in addition to their regular Business License that must be approved by the City Council.

2. The business must file an application in writing with the City Council specifying by street and number the place where the business is proposed. Once approved, the permit is valid for the remaining portion of the calendar year or by such shorter period of time as may be prescribed by any resolution of the City Council.
3. Prior to submission of applications to the City Council, the application for The Mystic's Altar was reviewed and approved by the Police Department.
4. If the application is approved, it will automatically expire on December 31, 2012. The applicant will be required to submit a renewal application as part of the upcoming 2013 Business License Permit renewal process.

**CONCLUSION:**

Staff concludes that The Mystic's Altar meets all the requirements for the Business License Permit which will allow it to operate a psychic business in the City.

**BUDGET IMPACT:**

None.





*This Page  
Intentionally  
Left Blank*

## FINANCE DEPARTMENT

### MEMORANDUM

**TO:** Mayor Brenda Esqueda and Councilmembers

**FROM:** Al Hernandez, City Administrator

**DATE:** May 7, 2012

**SUBJECT:** Approval of Private Patrol Permit: Tyan Inc-Security Specialists (1500 Glenoaks Blvd)

---

#### **RECOMMENDATION:**

It is recommended that the City Council approve Tyan Inc – Security Specialists for a Business License Permit to conduct business as a private patrol at 1500 Glenoaks Blvd.

#### **BACKGROUND:**

1. On March 21, 2012, the owner of Tyan Inc – Security Specialists applied for a Commercial Occupancy Permit to operate a private patrol business. The permit was approved by the Community Development Department on March 21, 2012.
2. On March 26, 2012, Tyan Inc – Security Specialists applied for and submitted a Business License Permit to conduct a private patrol business at 1500 Glenoaks Blvd.
3. On March 26, 2012 the owner of Tyan Inc – Security Specialists was fingerprinted at the Police Department.
4. On March 26, 2012, Tyan Inc – Security Specialists applied for and submitted an application for a Business License to operate a private patrol business at 1500 Glenoaks Blvd.
5. On April 23, 2012, the Finance Department received the fingerprint report from the Department of Justice. The report and the application were submitted to the Police Department for approval.

#### **ANALYSIS:**

1. The San Fernando Municipal Code, Chapter 22 Article III, Business License Permits, requires the owners of certain types of businesses in the City, including used car dealerships,

## Approval of Private Patrol Permit: Tyan Inc-Security Specialists (1500 Glenoaks Blvd)

Page 2

to obtain a Business License Permit in addition to their regular Business License that must be approved by the City Council.

2. The business must file an application in writing with the City Council specifying by street and number the place where the business is proposed. Once approved, the permit is valid for the remaining portion of the calendar year or by such shorter period of time as may be prescribed by any resolution of the City Council.
3. Prior to submission of applications to the City Council, the application for Tyan Inc – Security Specialists was reviewed and approved by the Police Department.
4. If the application is approved, it will automatically expire on December 31, 2012. The applicant will be required to submit a renewal application as part of the upcoming 2013 Business License Permit renewal process.

**CONCLUSION:**

Staff concludes that Tyan Inc – Security Specialists LLC meets all the requirements for the Business License Permit which will allow it to operate a private patrol business in the City.

**BUDGET IMPACT:**

None.



*This Page  
Intentionally  
Left Blank*

## COMMUNITY DEVELOPMENT

### MEMORANDUM

**TO:** Mayor Brenda Esqueda and Councilmembers

**FROM:** Al Hernández, City Administrator  
By: Fred Ramirez, City Planner

**DATE:** May 7, 2012

**SUBJECT:** Adoption of the 2010 Edition of the California Building Standards Codes with local City of Los Angeles amendments and adoption of the City of Los Angeles Elevator Code

---

#### **RECOMMENDATION:**

It is recommended that the City Council:

- a. Conduct a Public Hearing;
- b. Pending public testimony, introduce for first reading, in title only, and waive further reading of Ordinance No. 1615, "An Ordinance of the City of San Fernando Amending Article VII of Chapter 18 of the San Fernando City Code, Adopting by Reference (1) Division II of Chapter 1 of the 2010 edition of the California Building Code, which is codified in part 2 of title 24 of the California Code of Regulations, (2) the City of Los Angeles Building Code, as in Effect on August 8, 2011, (3) the City of Los Angeles Electrical Code, as in Effect on March 22, 2011, (4) the City of Los Angeles Mechanical Code, as in Effect May 2, 2011, (5) the City of Los Angeles Plumbing Code, as in Effect July 6, 2011, (6) the City of Los Angeles Residential Code, as in Effect July 6, 2011, (7) the City of Los Angeles Green Building Code, as in Effect January 1, 2011, and (8) the City of Los Angeles Elevator Code, as in effect December 10, 2007, which are Codified in Articles 1, 1.5, 2, 3, 4, 5 and 9 of Chapter IX of the City of Los Angeles Municipal Code, Including Appendices, Amendments, Additions and Deletions Thereto, and Amending the San Fernando City Code (Attachment "A"); and,
- c. Direct staff to provide for notice of a public hearing on the proposed adoption of Ordinance No. 1615 at the City Council's June 4, 2012 meeting.

Adoption of the 2010 Edition of the California Building Standards Codes with local City of Los Angeles amendments and adoption of the City of Los Angeles Elevator Code

Page 2

## **BACKGROUND:**

1. In October 23, 2007, the City of Los Angeles (“Los Angeles”) adopted an Ordinance No. 179328, incorporating various provisions of the Elevator Safety Orders of Title 8 and the 2007 Edition of Part 7 of Title 24 of the California Code of Regulations as part of its elevator code (i.e., “2008 Elevator Code”).
2. On July 1, 2010, the California Building Standards Commission published the new California Building Standards Code.
3. On December 15, 2010, the City of Los Angeles adopted Ordinance No. 181480, adopting by reference the 2010 edition of the California Green Building Standards Code (“CALGreen Code”), with local amendments, as part of its green building code.
4. On February 9, 2011, the City of Los Angeles adopted Ordinance No. 181561, adopting by reference the 2010 edition of the California Electrical Code (“C.E.C.”), with local amendments, as part of its electrical code.
5. On April 26, 2011, the City of Los Angeles adopted Ordinance No. 181685, adopting by reference the 2010 edition of the California Mechanical Code (“C.M.C.”), with local amendments, as part of its mechanical code.
6. On June 21, 2011, the City of Los Angeles adopted by Ordinance No. 181757 the 2010 edition of the California Plumbing Code (“C.P.C.”), with local amendments, as part of its plumbing code.
7. On June 21, 2011, the City of Los Angeles adopted by Ordinance No. 181756 the 2010 edition of the California Residential Building Code (“C.R.C.”), with local amendments, as part of its residential code.
8. On June 21, 2011, the City of Los Angeles adopted Ordinance No. 181758, adopting by reference certain portions of the 2009 International Building Code and the 2010 California Building Code, with local amendments, as part of its amended building code.

## **ANALYSIS:**

Approximately every three years, the California Building Standards Commission (the “Commission”) adopts new versions of uniform building codes governing the building of structures in the state (“State Building Standards Code”). On June 1, 2010, the Commission published the 2010 Editions of the State Building Standards Code governing building, electrical, mechanical, plumbing, fire, residential building and green building standards. The State Building Standards Code became effective and applicable to all cities on January 1, 2011. Some of the major new requirements contained in the new state codes include, but are not limited to:



Adoption of the 2010 Edition of the California Building Standards Codes with local City of Los Angeles amendments and adoption of the City of Los Angeles Elevator Code

Page 3

1. Green building standards code requirements for better planning and design, such as energy efficiency, water conservation, resource efficiency, and environmental air quality;
2. Residential building code requirements such as guardrails at low sill windows and carbon monoxide detectors; and,
3. Building code requirements for the installation of fire sprinklers within new residential dwellings

Any City may establish more restrictive building standards than those in the California Building Standards Code if a City finds that the more stringent standard or “local amendment” is necessary because of local climatic, geological or topographical conditions. If a City fails to adopt its own more restrictive standards, the codes published by the state become the City’s codes.

Proposed Ordinance No. 1615 has been prepared to:

1. Adopt Division II of Chapter 1 of the State Building Code as the City’s administrative code;
2. Adopt the 2010 Editions of the State Building, Residential, Electrical, Mechanical, Plumbing and Green Building Standards Codes, with local Los Angeles amendments;
3. Adopt the Los Angeles Elevator Code; and,
4. Make clerical and administrative changes to Article VII (“Dangerous Buildings”) of Chapter 18 (“Buildings and Building Regulations”) of the San Fernando City Code.

Adoption of Division II of Chapter 1 of the State Building Code as the City’s administrative code:

The City has adopted by reference the 1997 Edition of the Uniform Administrative Code as the City’s administrative code. The City’s administrative code governs the administration and enforcement, including inspections and permits, of the City’s building, electrical, mechanical, plumbing, housing and dangerous buildings codes. To improve the effectiveness with which the City administers its building regulations, staff is proposing to adopt by reference the administrative provisions of the 2010 Edition of the California Building Code (Division II of Chapter 1) as the City’s administrative code, in lieu of the 1997 Edition of the Uniform Administrative Code.

Adoption of (i) the 2010 Editions of the State Building, Residential, Electrical, Mechanical, Plumbing and Green Building Standards Codes, with local Los Angeles amendments, and (ii) the Los Angeles Elevator Code:

The City obtains certain fire plan check services from the Los Angeles Fire Department. As part of the City’s inspection services agreement with Los Angeles, the City is required to adopt Los Angeles’s building regulations, including Los Angeles’ building, residential, elevator, electrical, plumbing, mechanical and green building codes. Consequently, it is in the City’s interest to adopt Los Angeles’ version of the State Building Standards Codes and Los Angeles’ elevator

Adoption of the 2010 Edition of the California Building Standards Codes with local City of Los Angeles amendments and adoption of the City of Los Angeles Elevator Code

Page 4

code so as to be consistent with the Los Angeles' building regulations. Los Angeles has made a variety of amendments to the State Building, Residential, Electrical, Mechanical, Plumbing and Green Building Standards Codes as authorized by state law. The City has, in turn, routinely adopted Los Angeles' amendments to the State Building Standards Codes. This process is being followed again this year.

Clerical and administrative changes to the Dangerous Buildings regulations:

Staff is proposing certain clerical and administrative amendments to Section 18-181(a) of the City's dangerous buildings regulations. The proposed changes are indentified below:

- (a) That certain document, one copy of which is on file in the office of the city clerk, being the Uniform Code for the Abatement of Dangerous Buildings, 1997 edition, as amended, published by the International Conference of Building Officials, is adopted as amended in this article by reference and may be referred to as the "uniform code for the abatement of dangerous buildings" in the city to provide a just, equitable and practical method cumulative with and in addition to other remedies provided in the City of Los Angeles Building Code, 2001 edition, and the Uniform Housing Code, 1997 edition, or otherwise available at law most current versions of the building and housing code, or any successor thereto, as adopted by the city, whereby buildings or structures, which from any cause endanger the life, limb, health, morals, property, safety or welfare of the general public or their occupants, may be required to be repaired, vacated or demolished.

Adoption by Reference Process:

When adopting a code by reference, State law requires that the City Council schedule a public hearing after first reading of the ordinance. The public hearing can occur in conjunction with the second reading of the ordinance. Pursuant to Government Code 50022.3, the notice of the public hearing must be published once a week for two successive weeks, with at least 5 days intervening between the respective publication dates. In addition, the City Clerk is required to keep on file a copy of the code to be adopted by reference for at least 15 days before the public hearing. As required for an ordinance that adopts other codes by reference, staff recommends that the City Council set the public hearing for this item to occur at second reading and adoption of the proposed Ordinance at the City Council meeting on June 4, 2012.

Environmental Review:

The proposed Ordinance has been reviewed for compliance with the California Environmental Quality Act (CEQA). In accordance with the provisions of the CEQA Guidelines, it is staff's assessment that the proposed ordinance helps establish construction and design standards regulating the construction of buildings and structures and therefore will not have the potential have an significantly adverse impact on the environment. Based on this determination, no further environmental assessment is necessary.

Adoption of the 2010 Edition of the California Building Standards Codes with local City of Los Angeles amendments and adoption of the City of Los Angeles Elevator Code

Page 5

**CONCLUSION:**

It is recommended that the City Council approve (a) introduce for first reading, in title only, and waive further reading of Ordinance No. 1615 and (b) direct staff to provide for notice of a public hearing on the proposed adoption of Ordinance No. 1615 at the City Council's June 4, 2012 meeting.

**BUDGET IMPACT:**

Adoption of the proposed ordinance regarding an amendment of the City's building codes is not expected to have any direct impact on the City's budget. It is anticipated that the cost of staff time to review future construction projects and associated building permit and plan check applications for would be covered by filing and administrative fees paid by an applicant.

**ATTACHMENT:**

A. Ordinance No. 1615

## ATTACHMENT "A"

## ORDINANCE NO. 1615

AN ORDINANCE OF THE CITY OF SAN FERNANDO AMENDING ARTICLE VII OF CHAPTER 18 OF THE SAN FERNANDO CITY CODE, ADOPTING BY REFERENCE (1) DIVISION II OF CHAPTER 1 OF THE 2010 EDITION OF THE CALIFORNIA BUILDING CODE, WHICH IS CODIFIED IN PART 2 OF TITLE 24 OF THE CALIFORNIA CODE OF REGULATIONS, (2) THE CITY OF LOS ANGELES BUILDING CODE, AS IN EFFECT ON AUGUST 8, 2011, (3) THE CITY OF LOS ANGELES ELECTRICAL CODE, AS IN EFFECT ON MARCH 22, 2011, (4) THE CITY OF LOS ANGELES MECHANICAL, AS IN EFFECT MAY 2, 2011, (5) THE CITY OF LOS ANGELES PLUMBING CODE, AS IN EFFECT JULY 6, 2011, (6) THE CITY OF LOS ANGELES RESIDENTIAL CODE, AS IN EFFECT JULY 6, 2011, (7) THE CITY OF LOS ANGELES GREEN BUILDING CODE, AS IN EFFECT JANUARY 1, 2011, AND (8) THE CITY OF LOS ANGELES ELEVATOR CODE, AS IN EFFECT DECEMBER 10, 2007, WHICH ARE CODIFIED IN ARTICLES 1, 1.5, 2, 3, 4, 5 AND 9 OF CHAPTER IX OF THE CITY OF LOS ANGELES MUNICIPAL CODE, INCLUDING APPENDICES, AMENDMENTS, ADDITIONS AND DELETIONS THERETO, AND AMENDING THE SAN FERNANDO CITY CODE

The City Council of the City of San Fernando does ordain as follows:

**SECTION 1.** Section 18-1 ("Adoption of the Uniform Administrative Code") of Article I ("In General") of Chapter 18 ("Buildings and Building Regulations") of the San Fernando City Code is hereby amended to read as follows:

**"Sec. 18-1. Adoption of Administrative Code.**

- (a) Division II of Chapter 1 of the California Building Code, 2010 Edition (Part 2 of Title 24 of the California Code of Regulations), based on the 2009 International Building Code as published by the International Code Council, is adopted by reference, and may be referred to as the "administrative code" of the city, subject to the amendments set forth in this article. The administrative code shall govern the administration and enforcement, including inspections and permits, of the codes adopted in this chapter. One copy of Division II of Chapter 1 of the 2010 edition of the California Building Code has been deposited in the office of the city clerk and shall at all times be maintained in the city clerk's office for use and examination by the public.
- (b) It shall be unlawful for any person to violate any provision or fail to comply with any of the requirements of the administrative code. It shall also be unlawful for any person to construct, alter, move, enlarge, replace, repair, equip, use, occupy, locate, maintain, remove or demolish any building or structure in the city, or any appurtenances connected or attached to such buildings or structures, or cause the same to be done, contrary to or in violation of any provision of the administrative code."

**SECTION 2.** Section 18-2 (“Reserved”) of Article I (“In General”) of Chapter 18 (“Buildings and Building Regulations”) of the San Fernando City Code is hereby amended to read as follows:

**“Sec. 18-2. Administrative code amended.**

- (a) Notwithstanding the provisions of section 18-1, the exception to section 101.2 is amended to read:

**Exception:** Detached one- and two-family dwellings and multiple single-family dwellings (*townhouses*) not more than three *stories* above *grade plane* in height with a separate *means of egress* and their accessory structures shall comply with the residential code.

- (b) Notwithstanding the provisions of section 18-1, the term “International Mechanical Code” used in section 101.4.2 is replaced with the term “mechanical code”.

- (c) Notwithstanding the provisions of section 18-1, the term “International Plumbing Code” used in section 101.4.3 is replaced with the term “plumbing code”.

- (d) Notwithstanding the provisions of section 18-1, section 103.1 is amended to read:

**103.1 Creation of enforcement agency.** The Division of Building and Safety is hereby created and the official in charge thereof shall be known as the *building official*.

- (e) Notwithstanding the provisions of section 18-1, Exemption No. 2 from building permit requirements, concerning fences not over six (6) feet high, is deleted.

- (f) Notwithstanding the provisions of section 18-1, Exemption No. 9 from building permit requirements, is amended to read:

9. Prefabricated swimming pool accessory to a Group R-3 occupancy that are less than 18 inches (457 mm) deep, do not exceed 5,000 gallons (18,925 L) and are installed entirely above ground.

- (g) Notwithstanding the provisions of section 18-1, Exemption No. 14 to the building permit requirements, is added to read:

14. Decks not exceeding 200 square feet (18.58 m<sup>2</sup>) in area that are not more than 30 inches (762 mm) above grade at any point, are not attached to a dwelling and do not serve the exit door required by Section R311.4.

- (h) Notwithstanding the provisions of section 18-1, section 113.1 is amended to read:

**113.1 General.** In order to hear and decide appeals of orders, decisions or determinations made by the building official relative to the application and interpretation of the building, residential building, electrical, mechanical, plumbing and green building codes, there shall be and is hereby created a board of appeals. The board of appeals shall be the city council of the city.”

**SECTION 3.** Section 18-31 (“Adoption of the City of Los Angeles Building Code”) of Article II (“Building Code”) of Chapter 18 (“Buildings and Building Regulations”) of the San Fernando City Code is hereby amended to read as follows:

**“Sec. 18-31. Adoption of the City of Los Angeles Building Code.**

- (a) The 2011 edition of the City of Los Angeles Building Code, excluding Sections 91.102-91.-91.105, 91.106.2(13), 91.107-91.109 and 91.111, as amended, and in effect August 8, 2011, which code adopts and amends the 2009 International Building Code and the 2010 edition of the California Building Code, is adopted by reference, and shall be referred to as the “building code” of the city, subject to the amendments set forth in this article.
- (b) In the event of any conflict between provisions of the 2010 edition of the California Building Code, the 2011 edition of the City of Los Angeles Building Code, as amended, and in effect August 8, 2011, or any amendment to the building code contained in this Code, the provision contained in the later listed document shall control.
- (c) One copy of the 2011 edition of the City of Los Angeles Building Code, as amended and in effect August 8, 2011, has been deposited in the office of the city clerk and shall at all times be maintained in the city clerk’s office for use and examination by the public.
- (d) It shall be unlawful for any person to violate any provision or fail to comply with any of the requirements of the building code. It shall also be unlawful for any person to erect, construct, enlarge, alter, repair, move, improve, remove, convert or demolish, equip, use, occupy or maintain any building or structure in the city, or cause the same to be done, contrary to or in violation of any provision of the building code adopted in this chapter, as such codes may be amended from time to time.”

**SECTION 4.** Section 18-32 (“References”) of Article II (“Building Code”) of Chapter 18 (“Buildings and Building Regulations”) of the San Fernando City Code is hereby amended to read as follows:

**“Sec. 18-32. References.**

- (a) All references to “Board” contained in the building code shall mean and refer to the city council of the city.
- (b) All references to “Building Official” contained in the building code shall mean and refer to the Community Development Director, or his or her designee.
- (c) All references to “California Building Code (CBC) contained in the building code shall mean and refer to the 2010 edition of the California Building Code.
- (d) All references to Chief of the Fire Department contained in the building code shall mean and refer to the Community Development Director, or his or her designee.
- (e) All references to “City” contained in the building code shall mean and refer to the City of San Fernando.

- (f) All references to “City Council” contained in the building code shall mean and refer to the city council of the city.
- (g) All references to “Department” contained in the building code shall mean and refer to the Community Development Department.
- (h) All references to “Superintendent of Building” shall mean and refer to the Community Development Director, or his or her designee.”

**SECTION 5.** Section 18-33 (“Reserved”) of Article II (“Building Code”) of Chapter 18 (“Buildings and Building Regulations”) of the San Fernando City Code is hereby amended to read as follows:

**“Sec. 18-33. Penalties.**

Penalties for violation of any provision of this article or the code adopted herein shall be as set forth in chapter 1 of this code.”

**SECTION 6.** Section 18-34 (“Reserved”) of Article II (“Building Code”) of Chapter 18 (“Buildings and Building Regulations”) of the San Fernando City Code is hereby amended to read as follows:

**“Sec. 18-34. Building code fees.**

Notwithstanding the provisions of the 2011 edition of the City of Los Angeles Building Code, as amended, and in effect August 8, 2011, all fees required for permits issued pursuant to the building code shall be those fees established by resolution of the city council.”

**SECTION 7.** Section 18-35 (“Reserved”) of Article II (“Building Code”) of Chapter 18 (“Buildings and Building Regulations”) of the San Fernando City Code is hereby amended to read as follows:

**“Sec. 18-35. Appeals.**

Notwithstanding the provisions of the 2011 edition of the City of Los Angeles Building Code, as amended, and in effect August 8, 2011, all appeals or requests for modifications in individual cases from the requirements of the building code shall be made in accordance with the procedure established by resolution of the city council.”

**SECTION 8.** Sections 18-34—18-60 (“Reserved”) of Article II (“Building Code”) of Chapter 18 (“Buildings and Building Regulations”) of the San Fernando City Code are hereby amended to read as follows:

**“Secs. 18-36—18-60. Reserved.”**

**SECTION 9.** Section 18-61 (“Adoption of the City of Los Angeles Electrical Code”) of Article III (“Electrical Code”) of Chapter 18 (“Buildings and Building Regulations”) of the San Fernando City Code is hereby amended to read as follows:

**“Sec. 18-61. Adoption of the City of Los Angeles Electrical Code.**

- (a) The 2011 edition of the City of Los Angeles Electrical Code, as amended and in effect on March 22, 2011, which code incorporates and amends the 2010 edition of the California Electrical Code, is adopted by reference, and may be referred to as the “electrical code” of the city, subject to the amendments set forth in this article.
- (b) In the event of any conflict between provisions of the 2010 edition of the California Electrical Code, the 2011 edition of the City of Los Angeles Electrical Code, as amended and in effect on March 22, 2011, or any amendment to the electrical code contained in this Code, the provision contained in the later listed document shall control.
- (c) One copy of the 2011 edition of the City of Los Angeles Electrical Code, as amended, has been deposited in the office of the city clerk and shall at all times be maintained in the city clerk’s office for use and examination by the public.
- (d) It shall be unlawful for any person to violate any provision or fail to comply with any of the requirements of the electrical code. It shall also be unlawful for any person to erect, construct, enlarge, alter, repair, move, improve, remove, convert or demolish, equip, use, occupy or maintain any building or structure in the city, or cause the same to be done, contrary to or in violation of any provision of the electrical code adopted in this chapter, as such codes may be amended from time to time.”

**SECTION 10.** Section 18-62 (“References”) of Article III (“Electrical Code”) of Chapter 18 (“Buildings and Building Regulations”) of the San Fernando City Code is hereby amended to read as follows:

**“Sec. 18-62. References.**

- (a) All references to “Building Official” contained in the electrical code shall mean and refer to the building official of the city.
- (b) All references to “City Council” contained in the electrical code shall mean and refer to the city council of the city.”

**SECTION 11.** Section 18-63 (“Reserved”) of Article III (“Electrical Code”) of Chapter 18 (“Buildings and Building Regulations”) of the San Fernando City Code is hereby amended to read as follows:

**“Sec. 18-63. Penalties.**

Penalties for violation of any provision of this article or the code adopted herein shall be as set forth in chapter 1 of this code.”

**SECTION 12.** Section 18-64 (“Reserved”) of Article III (“Electrical Code”) of Chapter 18 (“Buildings and Building Regulations”) of the San Fernando City Code is hereby amended to read as follows:

**“Sec. 18-64. Electrical code fees.**



Notwithstanding the provisions of the 2011 edition of the City of Los Angeles Electrical Code, as amended and in effect on March 22, 2011, all fees required for permits issued pursuant to the electrical code shall be those fees established by resolution of the city council.”

**SECTION 13.** Section 18-65 (“Reserved”) of Article III (“Electrical Code”) of Chapter 18 (“Buildings and Building Regulations”) of the San Fernando City Code is hereby amended to read as follows:

**“Sec. 18-65. Appeals.**

Notwithstanding the provisions of the 2011 edition of the City of Los Angeles Electrical Code, as amended and in effect on March 22, 2011, all appeals or requests for modifications in individual cases from the requirements of the electrical code shall be made in accordance with the procedure established by resolution of the city council.”

**SECTION 14.** Sections 18-64—18-90 (“Reserved”) of Article III (“Electrical Code”) of Chapter 18 (“Buildings and Building Regulations”) of the San Fernando City Code are hereby amended to read as follows:

**“Secs. 18-66—18-90. Reserved.”**

**SECTION 15.** Section 18-91 (“Adoption of the City of Los Angeles Mechanical Code”) of Article IV (“Mechanical Code”) of Chapter 18 (“Buildings and Building Regulations”) of the San Fernando City Code is hereby amended to read as follows:

**“Sec. 18-91. Adoption of the City of Los Angeles Mechanical Code.**

- (a) The 2011 edition of the City of Los Angeles Mechanical Code, as amended and in effect on May 2, 2011, which code incorporates and amends the 2010 edition of the California Mechanical Code, is adopted by reference, and may be referred to as the “mechanical code” of the city, subject to the amendments set forth in this article.
- (b) In the event of any conflict between provisions of the 2010 edition of the California Mechanical Code, the 2011 edition of the City of Los Angeles Mechanical Code, as amended and in effect on May 2, 2011, or any amendment to the mechanical code contained in this Code, the provision contained in the later listed document shall control.
- (c) One copy of the 2011 edition of the City of Los Angeles Mechanical Code, as amended, has been deposited in the office of the city clerk and shall at all times be maintained in the city clerk’s office for use and examination by the public.
- (d) It shall be unlawful for any person to violate any provision or fail to comply with any of the requirements of the mechanical code. It shall also be unlawful for any person to erect, construct, enlarge, alter, repair, move, improve, remove, convert or demolish, equip, use, occupy or maintain any building or structure in the city, or cause the same to be done, contrary to or in violation of any provision of the mechanical code adopted in this chapter, as such codes may be amended from time to time.”

**SECTION 16.** Section 18-92 (“References”) of Article IV (“Mechanical Code”) of Chapter 18 (“Buildings and Building Regulations”) of the San Fernando City Code is hereby amended to read as follows:

**“Sec. 18-92. References.**

- (a) All references to “Building Official” contained in the mechanical code shall mean and refer to the building official of the city.
- (b) All references to “City Council” contained in the mechanical code shall mean and refer to the city council of the city.”

**SECTION 17.** Section 18-93 (“Reserved”) of Article IV (“Mechanical Code”) of Chapter 18 (“Buildings and Building Regulations”) of the San Fernando City Code is hereby amended to read as follows:

**“Sec. 18-93. Penalties.**

Penalties for violation of any provision of this article or the code adopted herein shall be as set forth in chapter 1 of this code.”

**SECTION 18.** Section 18-94 (“Reserved”) of Article IV (“Mechanical Code”) of Chapter 18 (“Buildings and Building Regulations”) of the San Fernando City Code is hereby amended to read as follows:

**“Sec. 18-94. Mechanical code fees.**

Notwithstanding the provisions of the 2011 edition of the City of Los Angeles Mechanical Code, as amended and in effect on May 2, 2011, all fees required for permits issued pursuant to the mechanical code shall be those fees established by resolution of the city council.”

**SECTION 19.** Section 18-95 (“Reserved”) of Article IV (“Mechanical Code”) of Chapter 18 (“Buildings and Building Regulations”) of the San Fernando City Code is hereby amended to read as follows:

**“Sec. 18-95. Appeals.**

Notwithstanding the provisions of the 2011 edition of the City of Los Angeles Mechanical Code, as amended and in effect on May 2, 2011, all appeals of orders, decisions or determinations made by the building official relative to the application and interpretations of the mechanical code shall be made in accordance with the procedure established by resolution of the city council.”

**SECTION 20.** Sections 18-94—18-120 (“Reserved”) of Article IV (“Mechanical Code”) of Chapter 18 (“Buildings and Building Regulations”) of the San Fernando City Code are hereby amended to read as follows:

**“Secs. 18-96—18-120. Reserved.”**

**SECTION 21.** Section 18-121 (“Adoption of the City of Los Angeles Plumbing Code”) of Article V (“Plumbing Code”) of Chapter 18 (“Buildings and Building Regulations”) of the San Fernando City Code is hereby amended to read as follows:

**“Sec. 18-121. Adoption of the City of Los Angeles Plumbing Code.**

- (a) The 2011 edition of the City of Los Angeles Plumbing Code, as amended and in effect on July 6, 2011, which code incorporates and amends the 2010 edition of the California Plumbing Code, is adopted by reference and may be referred to as the “plumbing code” of the city, subject to the amendments set forth in this article.
- (b) In the event of any conflict between provisions of the 2010 edition of the California Plumbing Code, the 2011 edition of the City of Los Angeles Plumbing Code, as amended and in effect on July 6, 2011, or any amendment to the plumbing code contained in this Code, the provision contained in the later listed document shall control.
- (c) One copy of the 2011 edition of the City of Los Angeles Plumbing Code, as amended, has been deposited in the office of the city clerk and shall at all times be maintained in the city clerk’s office for use and examination by the public.
- (d) It shall be unlawful for any person to violate any provision or fail to comply with any of the requirements of the plumbing code. It shall also be unlawful for any person to erect, construct, enlarge, alter, repair, move, improve, remove, convert or demolish, equip, use, occupy or maintain any building or structure in the city, or cause the same to be done, contrary to or in violation of any provision of the plumbing code adopted in this chapter, as such codes may be amended from time to time.”

**SECTION 22.** Section 18-122 (“References”) of Article V (“Plumbing Code”) of Chapter 18 (“Buildings and Building Regulations”) of the San Fernando City Code is hereby amended to read as follows:

**“Sec. 18-122. References.**

- (a) All references to “Building Official” contained in the plumbing code shall mean and refer to the building official of the city.
- (b) All references to “City Council” contained in the plumbing code shall mean and refer to the city council of the city.”

**SECTION 23.** Section 18-123 (“Reserved”) of Article V (“Plumbing Code”) of Chapter 18 (“Buildings and Building Regulations”) of the San Fernando City Code is hereby amended to read as follows:

**“Sec. 18-123. Penalties.**

Penalties for violation of any provision of this article or the code adopted herein shall be as set forth in chapter 1 of this code.”

**SECTION 24.** Section 18-124 (“Reserved”) of Article V (“Plumbing Code”) of Chapter 18 (“Buildings and Building Regulations”) of the San Fernando City Code is hereby amended to read as follows:

**“Sec. 18-124. Plumbing code fees.**

Notwithstanding the provisions of the 2011 edition of the City of Los Angeles Plumbing Code, as amended and in effect on July 6, 2011, all fees required for permits issued pursuant to the plumbing code shall be those fees established by resolution of the city council.”

**SECTION 25.** Section 18-125 (“Reserved”) of Article V (“Plumbing Code”) of Chapter 18 (“Buildings and Building Regulations”) of the San Fernando City Code is hereby amended to read as follows:

**“Sec. 18-125. Appeals.**

Notwithstanding the provisions of the 2011 edition of the City of Los Angeles Plumbing Code, as amended and in effect on July 6, 2011, all appeals of orders, decisions or determinations made by the building official relative to the application and interpretations of the plumbing code shall be made in accordance with the procedure established by resolution of the city council.”

**SECTION 26.** Sections 18-124—18-150 (“Reserved”) of Article V (“Plumbing Code”) of Chapter 18 (“Buildings and Building Regulations”) of the San Fernando City Code are hereby amended to read as follows:

**“Secs. 18-126—18-150. Reserved.”**

**SECTION 27.** Subsection (a) of Section 18-181 (“Code Adopted”) of Article VII (“Dangerous Buildings”) of Chapter 18 (“Buildings and Building Regulations”) of the San Fernando City Code is hereby amended to read as follows:

“(a) That certain document, one copy of which is on file in the office of the city clerk, being the Uniform Code for the Abatement of Dangerous Buildings, 1997 edition, as amended, published by the International Conference of Building Officials, is adopted by reference and may be referred to as the “uniform code for the abatement of dangerous buildings” of the city to provide a just, equitable and practical method cumulative with and in addition to other remedies provided in the most current versions of the building code and the housing code, or any successor codes thereto, as adopted by the city, whereby buildings or structures, which from any cause endanger the life, limb, health, morals, property, safety or welfare of the general public or their occupants, may be required to be repaired, vacated or demolished.”

**SECTION 28.** A new Section 18-183 is hereby added to Article VII (“Dangerous Buildings”) of Chapter 18 (“Buildings and Building Regulations”) of the San Fernando City Code to read as follows:

**“Sec. 18-183. Penalties.**

Penalties for violation of any provision of this article or the code adopted herein shall be as set forth in chapter 1 of this code.”

**SECTION 29.** A new Article IX is hereby added to Chapter 18 (“Buildings and Building Regulations”) of the San Fernando City Code to read as follows:

**“ARTICLE IX. RESIDENTIAL CODE**

**Sec. 18-195. Adoption of the City of Los Angeles Residential Code.**

- (a) The 2011 edition of the City of Los Angeles Residential Code, as amended and in effect July 6, 2011, which code incorporates and amends the 2009 International Residential Code and the 2010 edition of the California Residential Code, is adopted by reference, and may be referred to as the “residential code” of the city, subject to the amendments set forth in this article.
- (b) In the event of any conflict between provisions of the 2010 edition of the California Residential Code, the 2011 edition of the City of Los Angeles Residential Code, as amended and in effect July 6, 2011, or any amendment to the residential code contained in this Code, the provision contained in the later listed document shall control.
- (c) One copy of the 2011 edition of the City of Los Angeles Residential Code, as amended, has been deposited in the office of the city clerk and shall at all times be maintained in the city clerk’s office for use and examination by the public.
- (d) It shall be unlawful for any person to violate any provision or fail to comply with any of the requirements of the residential code. It shall also be unlawful for any person to erect, construct, enlarge, alter, repair, move, improve, remove, convert or demolish, equip, use, occupy or maintain any building or structure in the city, or cause the same to be done, contrary to or in violation of any provision of the residential code adopted in this chapter, as such codes may be amended from time to time.

**Sec. 18-196. References.**

- (e) All references to “Building Official” contained in the residential code shall mean and refer to the building official of the city.
- (f) All references to “City Council” contained in the residential code shall mean and refer to the city council of the city.

**Sec. 18-197. Penalties.**

Penalties for violation of any provision of this article or the code adopted herein shall be as set forth in chapter 1 of this code.

**Sec. 18-198. Residential code fees.**

Notwithstanding the provisions of the 2011 edition of the City of Los Angeles Residential Code, as amended and in effect July 6, 2011, all fees required for permits issued pursuant to the residential code shall be those fees established by resolution of the city council.

**Sec. 18-199. Appeals.**

Notwithstanding the provisions of the 2011 edition of the City of Los Angeles Residential Code, as amended and in effect July 6, 2011, all appeals or requests for modifications in individual cases from the requirements of the residential code shall be made in accordance with the procedure established by resolution of the city council.

**Secs. 18-200—18-225. Reserved.”**

**SECTION 30.** A new Article X is hereby added to Chapter 18 (“Buildings and Building Regulations”) of the San Fernando City Code to read as follows:

**“ARTICLE X. GREEN BUILDING CODE****Sec. 18-226. Adoption of the City of Los Angeles Green Building Code.**

- (a) The 2010 edition of the City of Los Angeles Green Building Code, as amended, and in effect December 27, 2010, which code incorporates and amends the 2010 edition of the California Green Building Standards Code, is adopted by reference, and may be referred to as the “green building code” of the city, subject to the amendments set forth in this article.
- (b) In the event of any conflict between provisions of the 2010 edition of the California Green Building Standards Code, the 2010 edition of the City of Los Angeles Green Building Code, as amended, and in effect December 27, 2010, or any amendment to the green building code contained in this Code, the provision contained in the later listed document shall control.
- (c) One copy of the 2010 edition of the City of Los Angeles Green Building Code, as amended, has been deposited in the office of the city clerk and shall at all times be maintained in the city clerk’s office for use and examination by the public.
- (d) It shall be unlawful for any person to violate any provision or fail to comply with any of the requirements of the green building code. It shall also be unlawful for any person to erect, construct, enlarge, alter, repair, move, improve, remove, convert or demolish, equip, use, occupy or maintain any building or structure in the city, or cause the same to be done, contrary to or in violation of any provision of the green building code adopted in this chapter, as such codes may be amended from time to time.

**Sec. 18-227. References.**

- (a) All references to “Building Official” contained in the green building code shall mean and refer to the building official of the city.
- (b) All references to “City Council” contained in the green building code shall mean and refer to the city council of the city.

**Sec. 18-228. Penalties.**

Penalties for violation of any provision of this article or the code adopted herein shall be as set forth in chapter 1 of this code.

**Sec. 18-229. Green building code fees.**

Notwithstanding the provisions of the 2010 edition of the City of Los Angeles Green Building Code, as amended, and in effect December 27, 2010, all fees required for permits issued pursuant to the green building code shall be those fees established by resolution of the city council.

**Sec. 18-230. Appeals.**

Notwithstanding the provisions of the 2010 edition of the City of Los Angeles Green Building Code, as amended, and in effect December 27, 2010, all appeals or requests for modifications in individual cases from the requirements of the green building code shall be made in accordance with the procedure established by resolution of the city council.

**Secs. 18-231—18-256. Reserved.”**

**SECTION 31.** A new Article XI is hereby added to Chapter 18 (“Buildings and Building Regulations”) of the San Fernando City Code to read as follows:

**“ARTICLE XI. ELEVATOR CODE**

**Sec. 18-257. Adoption of the City of Los Angeles Elevator Code.**

- (a) The 2008 edition of the City of Los Angeles Elevator Code, excluding Sections 92.0126(c)-(d) and 92.0127-92.0132.1, as amended, and in effect December 10, 2007, which code incorporates and amends the Elevator Safety Orders of Title 8 and the 2007 edition of Part 7 of the California Code of Regulations, is adopted by reference, and may be referred to as the “elevator code” of the city, subject to the amendments set forth in this article.
- (b) In the event of any conflict between provisions of the 2008 edition of the City of Los Angeles Elevator Code, as amended, and in effect December 10, 2007, or any amendment to the elevator code contained in this Code, the provision contained in the later listed document shall control.
- (c) One copy of the 2008 edition of the City of Los Angeles Elevator Code, as amended, has been deposited in the office of the city clerk and shall at all times be maintained in the city clerk’s office for use and examination by the public.
- (d) It shall be unlawful for any person to violate any provision or fail to comply with any of the requirements of the elevator code. It shall also be unlawful for any person to erect, construct, enlarge, alter, repair, move, improve, remove, convert or demolish, equip, use, occupy or maintain any building or structure in the city, or cause the same to be done, contrary to or in violation of any provision of the elevator code adopted in this chapter, as such codes may be amended from time to time.

**Sec. 18-258. References.**

- (a) All references to “Board” contained in the elevator code shall mean and refer to the City Council.
- (b) All references to “Department” contained in the elevator code shall mean and refer to Community Development Department.

**Sec. 18-259. Penalties.**

Penalties for violation of any provision of this article or the code adopted herein shall be as set forth in chapter 1 of this code.

**Sec. 18-260. Elevator code fees.**

Notwithstanding the provisions of the 2008 edition of the City of Los Angeles Elevator Code, as amended, and in effect December 10, 2007, all fees required for permits issued pursuant to the elevator code shall be those fees established by resolution of the city council.

**Sec. 18-261. Appeals.**

Notwithstanding the provisions of the 2008 edition of the City of Los Angeles Elevator Code, as amended, and in effect December 10, 2007, all appeals or requests for modifications in individual cases from the requirements of the elevator code shall be made in accordance with the procedure established by resolution of the city council.

**Secs. 18-262—18-287. Reserved.”**

**SECTION 32.** Severability. If any section, subsection, subdivision, paragraph, sentence, clause or phrase in this ordinance or any part thereof is for any reason held to be unconstitutional or invalid or ineffective by any court of competent jurisdiction, such decision shall not affect the validity or effectiveness of the remaining portions of this ordinance or any part thereof. The City Council hereby declares that it would have passed each section, subsection, paragraph, sentence, clause or phrase thereof irrespective of the fact that any one or more subsections, subdivisions, paragraphs, sentences, clauses or phrases be declared unconstitutional, or invalid, or ineffective.

**SECTION 33.** The City Clerk shall certify to the passage of this Ordinance and shall cause this Ordinance to be published or posted as required by law.

**PASSED, APPROVED AND ADOPTED** by the City Council of the City of San Fernando at a regular meeting held on this \_\_\_ day of \_\_\_\_\_ 2012.

\_\_\_\_\_  
Brenda Esqueda, Mayor

**ATTEST:**

\_\_\_\_\_  
Elena G. Chávez, City Clerk



**APPROVED AS TO FORM:**

\_\_\_\_\_  
Michael Estrada, City Attorney

**STATE OF CALIFORNIA            )**  
**COUNTY OF LOS ANGELES    ) SS**  
**CITY OF SAN FERNANDO        )**

I, ELENA G. CHÁVEZ, City Clerk of the City of San Fernando, do hereby certify that the foregoing Ordinance was adopted a regular meeting of the City Council held on the \_\_\_\_ day of \_\_\_\_\_ 2012 and was carried by the following roll call vote:

AYES:

NOES:

ABSENT:

ABSTAIN:

\_\_\_\_\_  
Elena G. Chávez, City Clerk

*This Page  
Intentionally  
Left Blank*

**This agenda report will be provided under separate cover at the meeting.**

*This Page  
Intentionally  
Left Blank*



*This Page  
Intentionally  
Left Blank*

## PUBLIC WORKS DEPARTMENT

### MEMORANDUM

**TO:** Mayor Brenda Esqueda and Councilmembers

**FROM:** Al Hernández, City Administrator  
By: Ron Ruiz, Public Works Director

**DATE:** May 7, 2012

**SUBJECT:** Approval of Safe Routes to School Concepts

---

#### **RECOMMENDATION:**

It is recommended that the City Council review and approve the project concepts for the Safe Routes to School (SRTS) Cycle 7 Project (Attachment "A").

#### **BACKGROUND:**

1. August 19, 2009, Ron Ruiz briefed the Transportation and Safety Commission on the SRTS Project.
2. On January 26, 2010, staff presented an update regarding the SRTS Project to the Transportation and Safety Commission.
3. On April 11, 2012, Cycle 7 of the SRTS Project was agendaized for discussion at a meeting of the Transportation and Safety Commission.
4. On April 25, 2012, Cycle 7 of the SRTS Project was agendaized for discussion at a meeting of the Public Safety, Veteran Affairs, Technology, and Transportation (PVTT) Standing Committee.

#### **ANALYSIS:**

The City was awarded three Federal and State, Safe Routes to Schools grants for a total value of \$3,034,715 for pedestrian safety improvements at a majority of the City's public and private schools. This report concerns the first phase of the project with funds available through SRTS Cycle 7. At a future date, staff will also seek input for the two remaining phases of the project. Through this report, staff seeks input and concurrence with the project concepts for each of the project sites and intersections in this first phase.

## Approval of Safe Routes to School Concepts

Page 2

Safe Routes to School

According to Caltrans, “Safe Routes to School is an international movement that has taken hold in communities throughout the United States. The concept is to increase the number of children who walk or bicycle to school by funding projects that remove the barriers that currently prevent them from doing so. Those barriers include lack of infrastructure, unsafe infrastructure, lack of programs that promote walking and bicycling through education/encouragement programs aimed at children, parents, and the community.

Thirty years ago, 60% of children living within a two-mile radius of a school walked or bicycled to school. Today, that number has dropped to less than 15%. Roughly 25% commute by school bus, and well over half are driven to or from school in vehicles. And back then, five percent of children between the ages of six and 11 were considered to be overweight or obese. Today, that number has climbed to 20%. These statistics point to a rise in preventable childhood diseases, worsening air quality and congestion around schools, and missed opportunities for children to grow into self-reliant, independent adults.

Safe Routes to School Programs are intended to reverse these trends by funding projects that improve safety and efforts that promote walking and bicycling within a collaborative community framework. It is through local champions working with a coalition of parents, schools, professionals in transportation, engineering, health, and law enforcement, that the most sustainable projects are expected to emerge.”

Caltrans State and Federal Safe Routes to School Programs

There are two separate Safe Routes to School Programs administered by Caltrans in California. There is the State-legislated program referred to as SR2S and there is the Federal Program referred to as SRTS. While both programs are intended to achieve the same basic goal of increasing the number of children walking and bicycling to school by making it safer for them to do so, they do differ with respect to time lines, amount of funding available and match requirements.

The following SRTS grants have been awarded to the City.

<b>SRTS Category</b>	<b>Grant Award</b>	<b>Match</b>
State-Cycle 1	\$994,126	\$83,239
Federal-Cycle 2	\$999,850	\$0
State-Cycle 7	\$861,750	\$95,750
<b>TOTAL</b>	<b>\$2,855,726</b>	<b>\$178,989</b>

City of San Fernando Safe Routes to Schools Cycle 7

Cycle 7 includes pedestrian safety improvements at approximately 30 locations with improvements consisting of stop bars, bulb-outs, curb ramps, crossing islands, signage, and some lighting. The project locations for Cycle 7 are provided as an attachment with this report. Within the 30 locations, 10 of these include the following intersections:



## Approval of Safe Routes to School Concepts

Page 3

- Eighth Street and Harding Avenue
- Eighth Street and Vermont Street
- Eighth Street and Orange Grove Avenue
- Eighth Street and Lazard Street
- Eighth Street and Leach Street
- Glenoaks Boulevard and Harding Street
- Glenoaks Boulevard and Alexander Street
- Glenoaks Boulevard and Brand Boulevard
- South Maclay Avenue and Kewen Street
- South Maclay Avenue and Coronel Street

Recently, sandbags have been placed by staff at the intersections to gather data by drivers in the area in their ability to maneuver properly through the improvements. With this information staff will be able to further refine or modify the design so that the bulb-outs and other features function as planned. The sandbags are also very useful in stimulating discussion by the public, by enabling to see the locations and the function of the improvements.

Schools benefitting from the improvements in this phase of the project include the following: Gridley Elementary School, Glenoaks School, Triumph Charter Academy, Elementary School #5, Morningside Elementary School, San Fernando Elementary School, O'Melveny Elementary School, St. Ferdinand's School, Santa Rosa School, San Fernando Early Education Center, St. Simon School, and Evangelical Lutheran School.

### Project Outreach

Outreach is ongoing with community members, schools and the Transportation and Safety Commission. Currently information is available on the City website, and on "sandwich boards" at some of the project locations. Through this effort staff is asking for input regarding the project via phone at (818) 898-1222 or by e-mail at [saferoutestoschools@sfcity.org](mailto:saferoutestoschools@sfcity.org). Staff is also conducting ongoing meetings with school staff and parents regarding the project. Certain schools have asked for flyers to be distributed with the children to take home to their parents and the scheduling of early evening meetings with parents and City staff to discuss the project.

### **CONCLUSION:**

Input received by the City Council regarding Safe Routes to Schools Cycle 7 Project may be used to modify or eliminate certain elements of the project design. Input is needed from the City Council regarding the planned improvements to better ensure that the project is successful and accepted by the public.

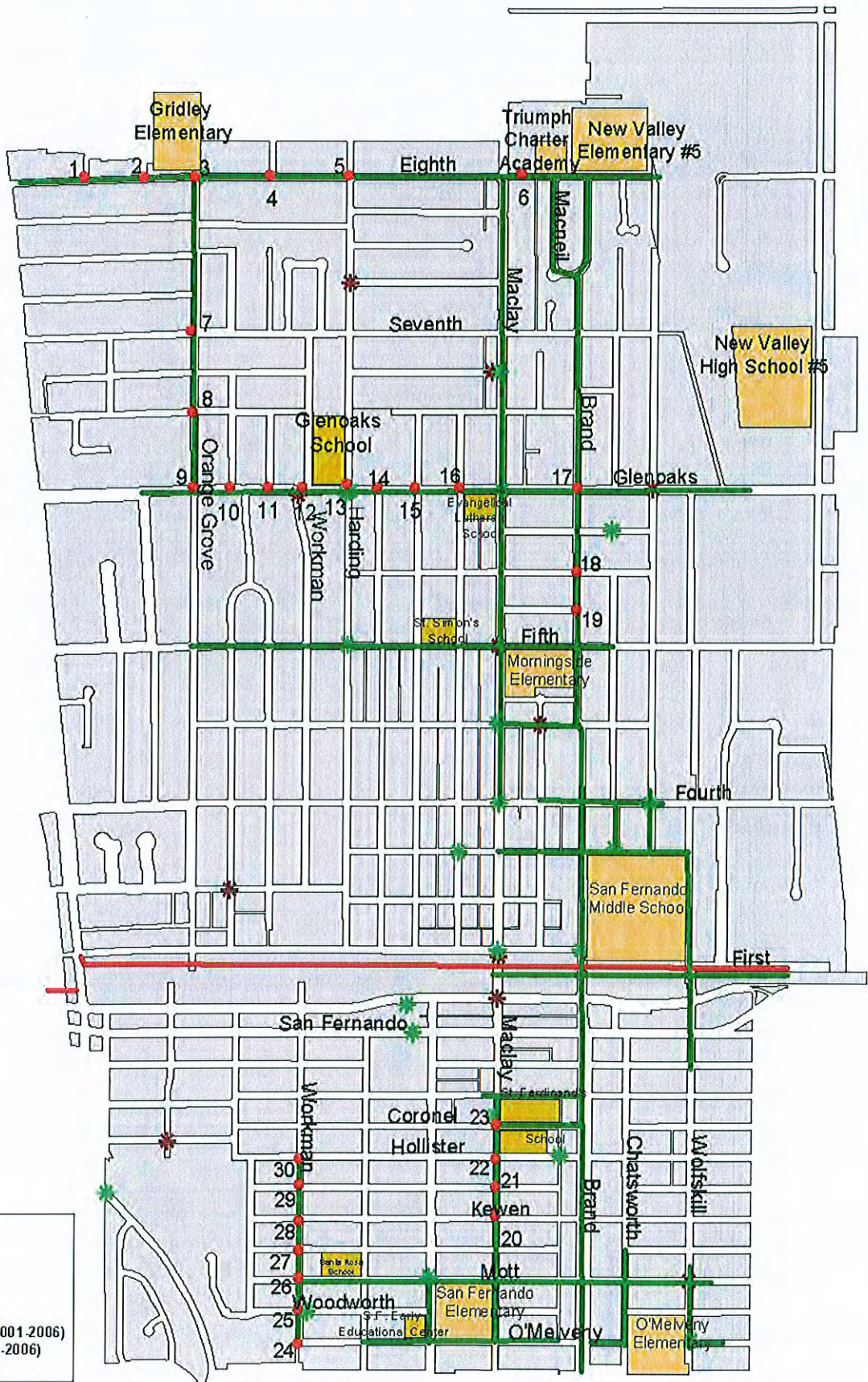
### **BUDGET IMPACT:**

None.








### **ATTACHMENT:**

A. Project Concepts

# Safe Routes To School Projects



### LEGEND

-  SR2S Project Locations
-  Primary Routes to Schools
-  Public Schools
-  Private Schools
-  School Age Pedestrian Crashes (2001-2006)
-  School Age Bicycle Crashes (2001-2006)
-  Mission Trail


**STAFF IS SEEKING CONFURRENCE FOR CYCLE 7 ITEMS ONLY**

**San Fernando School Route Improvement Program Phase 2  
2007 Grant Application Project List**


**1. 8<sup>th</sup> St. at Leach St.**

**4. 8<sup>th</sup> St. at Fernment St.**

- Add bulb-outs (2) on north side
- Add double perpendicular curb ramps to bulb-outs



existing

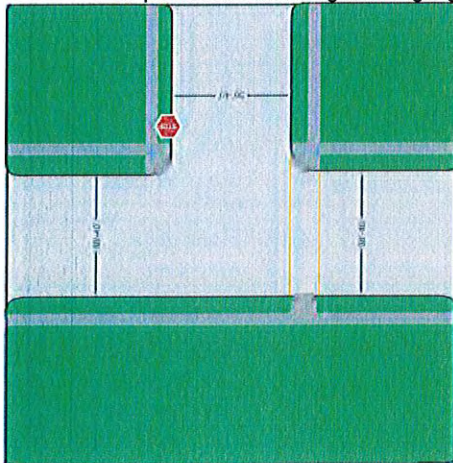


proposed

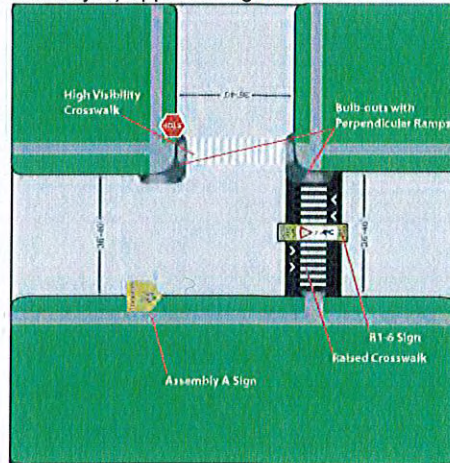
**CYCLE 7**

**2. 8<sup>th</sup> St. at Lazard St.**

- Add high visibility crosswalks on east and north sides
- Add bulb-outs to cross Lazard St. on north, and 8<sup>th</sup> St. on east (4)
- Add double perpendicular curb ramps to bulb-outs
- Add raised crosswalk to cross 8<sup>th</sup> St. on east side
- Add center pedestrian sign on raised crosswalk (R1-6)
- Add pedestrian crossing warning signs (Assembly A) approaching Lazard St. from the west.



existing




proposed

**CYCLE 7**

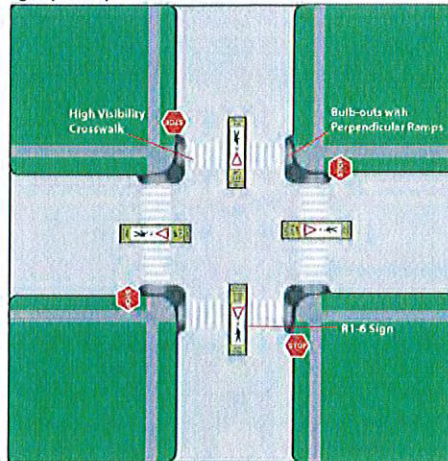
3. 8<sup>th</sup> St. at Orange Grove Ave

5. 8<sup>th</sup> St. at Harding Ave

- Add high visibility crosswalks on all 4 crossings
- Add bulb-outs on all 8 corners
- Add double perpendicular curb ramps to all bulb-outs
- Add center pedestrian sign on all 4 crossings (R1-6)



existing




proposed


CYCLE 7

6. 8<sup>th</sup> St. just east of Maclay Ave

- Add missing sidewalk on north side in two segments (53' & 37')



existing




proposed


CYCLE 7

**7. Orange Grove Ave. at 7<sup>th</sup> St.**

- Add high visibility crosswalks on all 4 crossings



existing




proposed

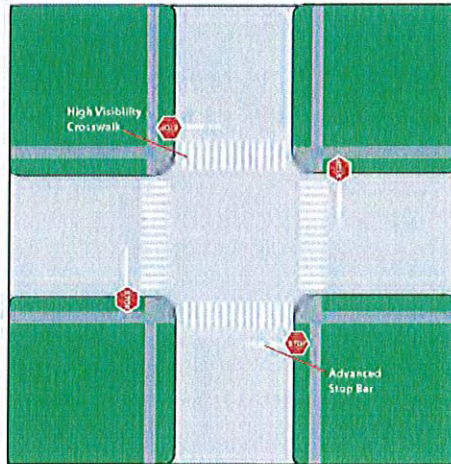
**CYCLE 7**

**8. Orange Grove Ave. at Lucas St.**

- Add high visibility crosswalks on all 4 crossings
- Add advanced stop bars to all 4 crossings



existing



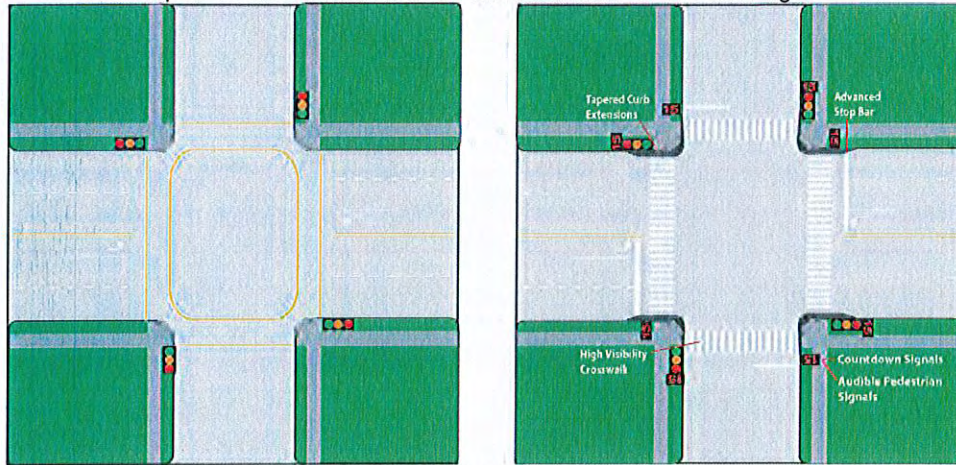
proposed

**CYCLE 7**

**9. Glenoaks Blvd at Orange Grove Ave**

- Add countdown signals to all 8 "walk" signals
- Add audible pedestrian signals to all 8 "walk" signals
- Add high visibility crosswalks on all 4 crossings
- Add advanced stop bars to all 4 crossings
- Move both bus stops on Glenoaks Blvd. to far side
- Add tapered curb extension to cross Glenoaks Blvd. on all 4 crossings

**CYCLE 7**

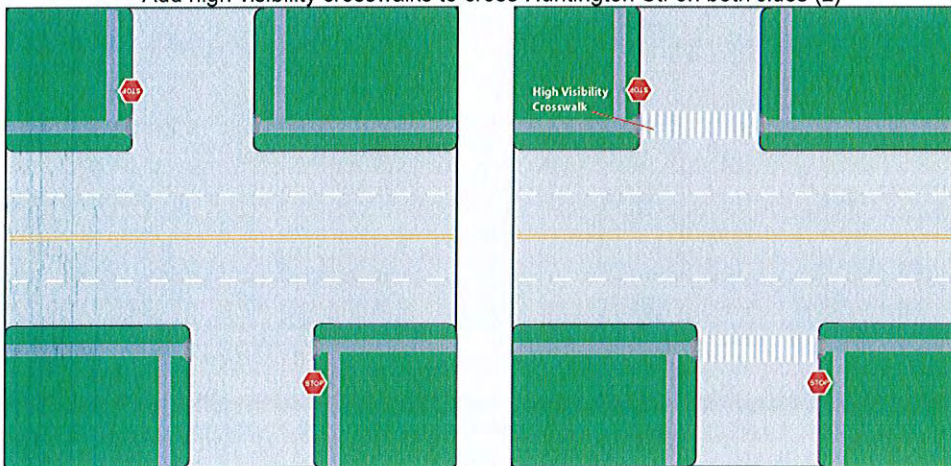


existing

proposed

**10. Glenoaks Blvd at Huntington St.**

- Add high visibility crosswalks to cross Huntington St. on both sides (2)




existing

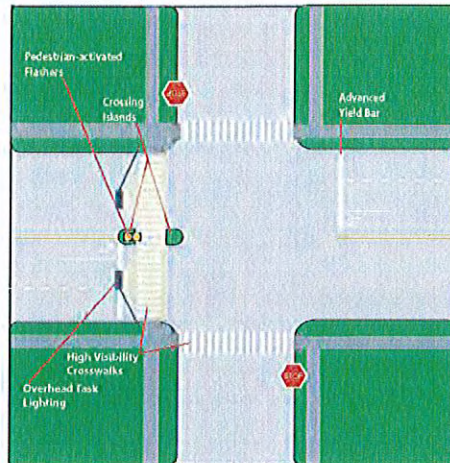
proposed

**11. Glenoaks Blvd at Fermoore St.**

- Add high visibility crosswalks to cross Fermoore St. on both sides (1)



existing

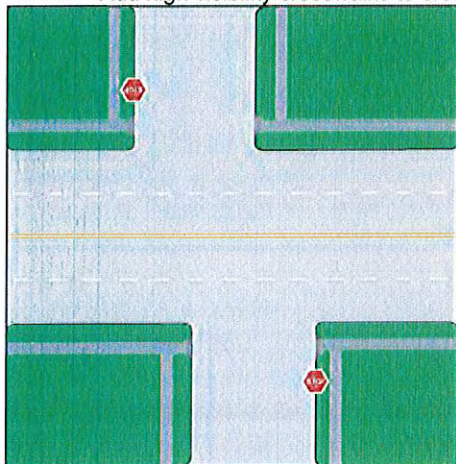


proposed


Intersection is actually a T-Intersection

**12. Glenoaks Blvd at Workman St.**

- Add high visibility crosswalks to cross Workman St. on both sides (2)



existing




proposed

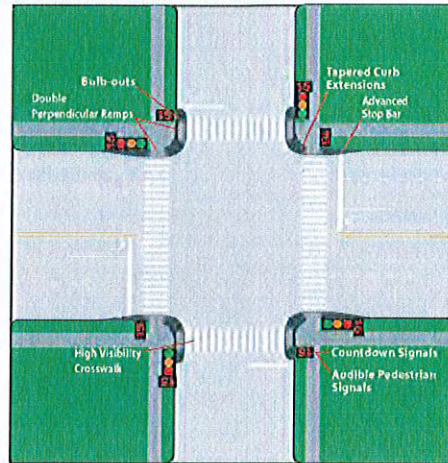
Correct layout of intersection is shown on image to the right.

**13. Glenoaks Blvd at Harding Ave**

- Add countdown signals to all 8 "walk" signals
- Add audible pedestrian signals to all 8 "walk" signals
- Add high visibility crosswalks on all 4 crossings
- Add advanced stop bars to all 4 crossings
- Add bulb-outs to both crossings of Harding Ave. (4)
- Move both bus stops on Glenoaks Blvd. to far side
- Add tapered curb extension to cross Glenoaks Blvd. on all 4 crossings
- Add double perpendicular ramps to all bulb-outs and curb extensions



existing



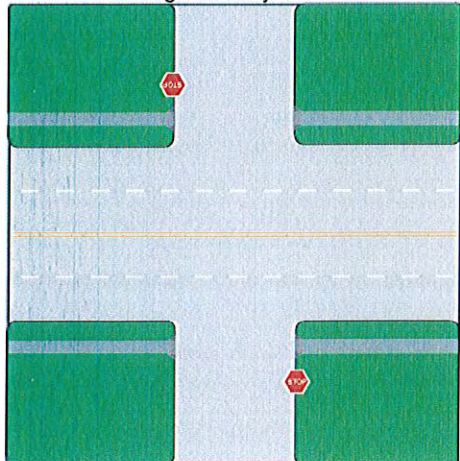
proposed

**CYCLE 7**


**14. Glenoaks Blvd at Harps St.**

**16. Glenoaks Blvd at Hagar St.**

- Add high visibility crosswalks to cross Harps St./Hagar St. on both sides (2)



existing

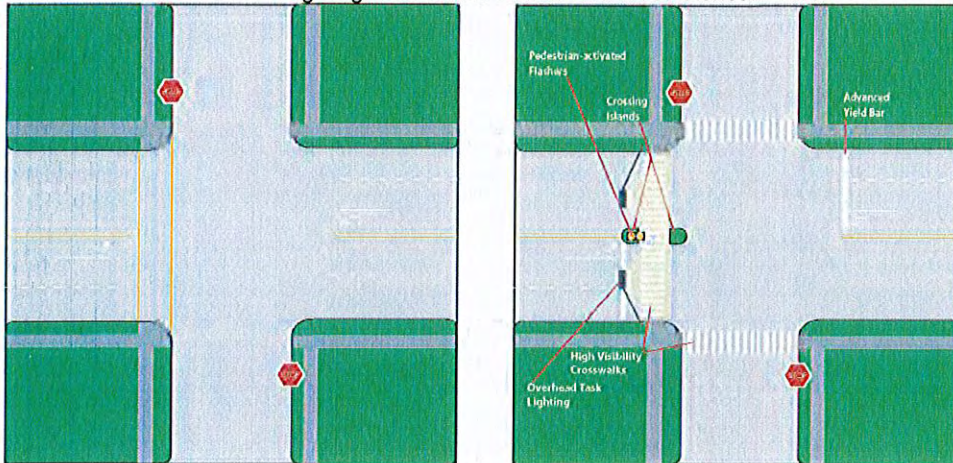


proposed



**15. Glenoaks Blvd at Alexander St.**

- Add high visibility crosswalks to cross Alexander St. on both sides (2)
- Add crossing islands (2) to cross Glenoaks Blvd. on west side
- Add one high-visibility crosswalk to cross Glenoaks Blvd. on west side
- Add advanced yield bars (2) to cross Glenoaks Blvd.
- Add pedestrian-activated flashers (2) to cross Glenoaks Blvd.
- Add overhead task lighting to illuminate new crosswalk of Glenoaks Blvd.



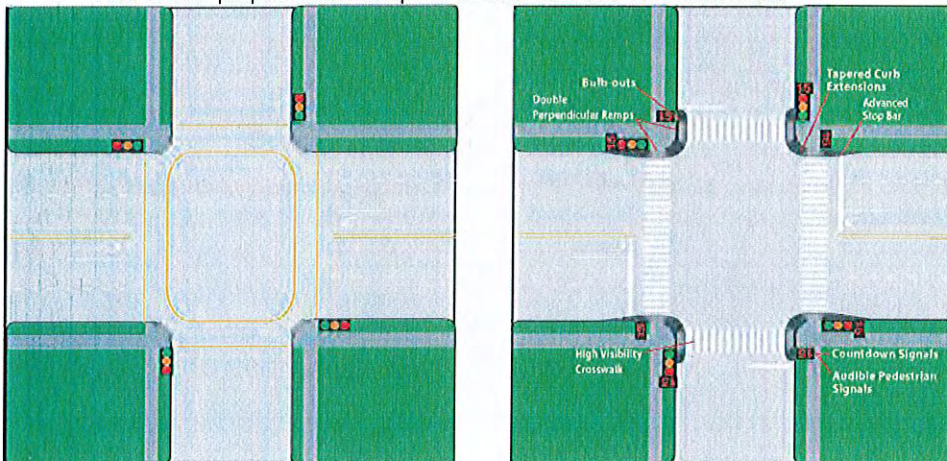
existing

proposed

**CYCLE 7**

**17. Glenoaks Blvd at Brand Blvd**

- Add countdown signals to all 8 "walk" signals
- Add audible pedestrian signals to all 8 "walk" signals
- Add high visibility crosswalks on all 4 crossings
- Add advanced stop bars to all 4 crossings
- Add bulb-outs to both crossings of Brand Blvd. (4)
- Add tapered curb extension to cross Glenoaks Blvd. on all 4 crossings
- Add double perpendicular ramps to all bulb-outs and curb extensions



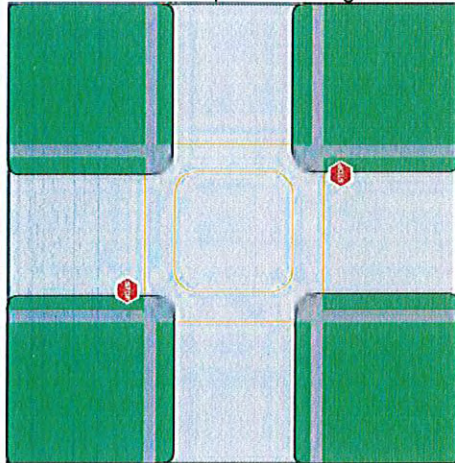
existing

proposed

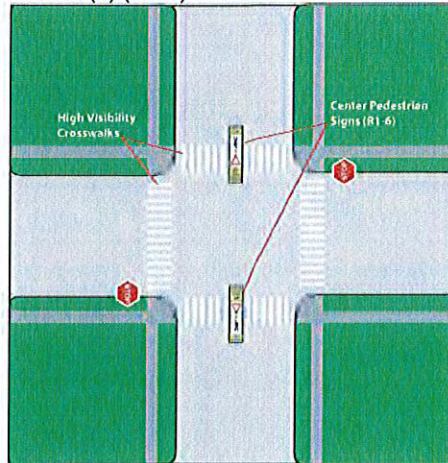
**CYCLE 7**

**18. Brand Blvd at De Garno St.**

- Add high visibility crosswalks on all 4 crosswalks
- Add center pedestrian signs to cross Brand Blvd. (2) (R1-6)



existing




proposed


**CYCLE 7**

**19. Brand Blvd at De Foe St.**

- Add high visibility crosswalk (1) to cross De Foe St.



existing

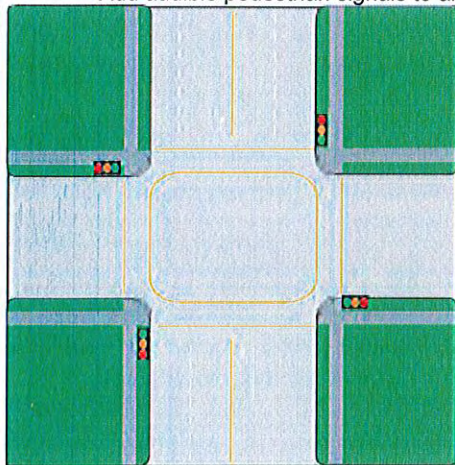


proposed

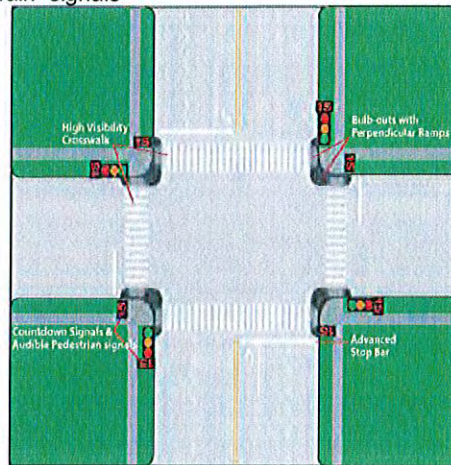
**CYCLE 7**

**20. Maclay Ave. at Kewen St.**

- Add bulb-outs on all 8 corners
- Add double perpendicular curb ramps to all bulb-outs
- Add high visibility crosswalks on all 4 crossings
- Add advanced stop bars to all 4 crossings
- Add countdown signals to all 8 "walk" signals
- Add audible pedestrian signals to all 8 "walk" signals



existing

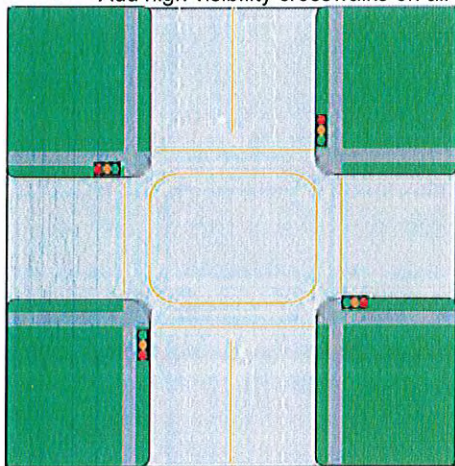


proposed


**CYCLE 7**

**21. Maclay Ave. at Hewett St.**

- Add high visibility crosswalks on all 4 crossings



existing

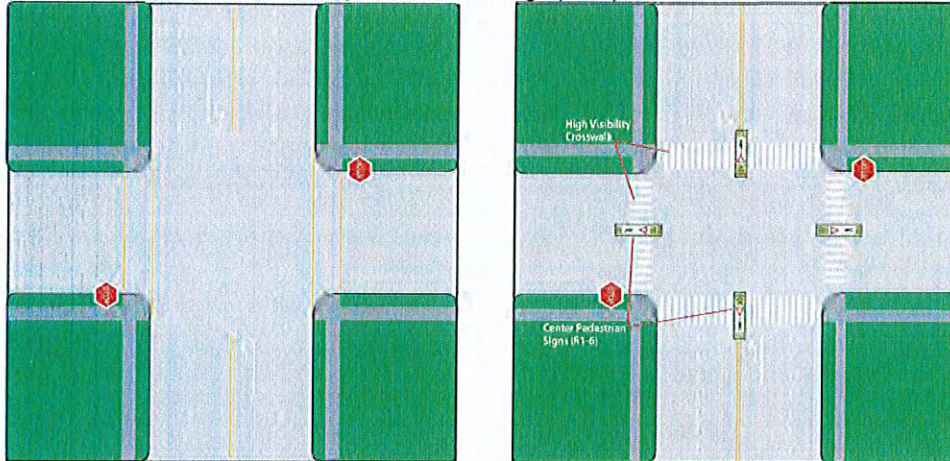


proposed

Intersection currently does not have traffic signals or left turn pockets. These improvements are not part of the project.

**22. Maclay Ave at Hollister St.**

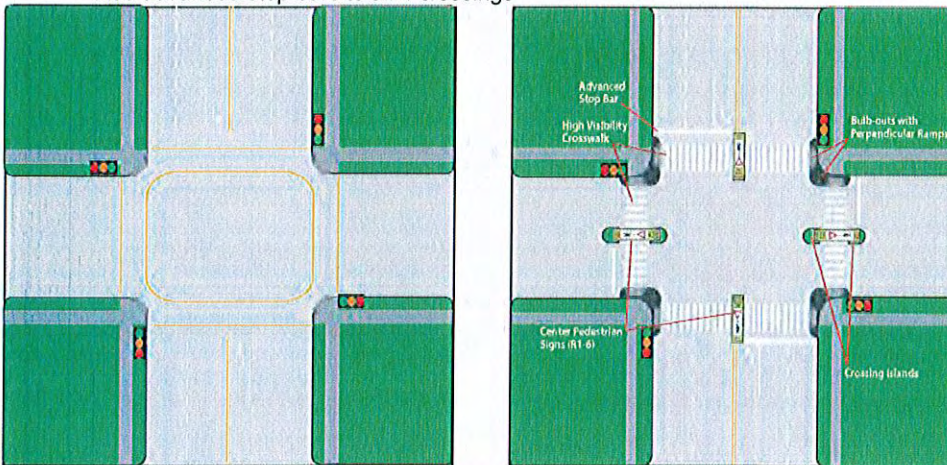
- Add high visibility crosswalks on all 4 crossings
- Add center pedestrian sign on all 4 crossings (R1-6)



existing proposed  
There are no left turn pockets on Maclay Ave. as shown.

**23. Maclay Ave at Coronel St.**

- Add high visibility crosswalks on all 4 crossings
- Add bulb-outs on all 8 corners
- Add double perpendicular curb ramps to all bulb-outs
- Add crossing islands to cross Coronel St. to both sides of Maclay Ave.
- Add center pedestrian sign on all 4 crossings (R1-6)
- Add advanced stop bars to all 4 crossings



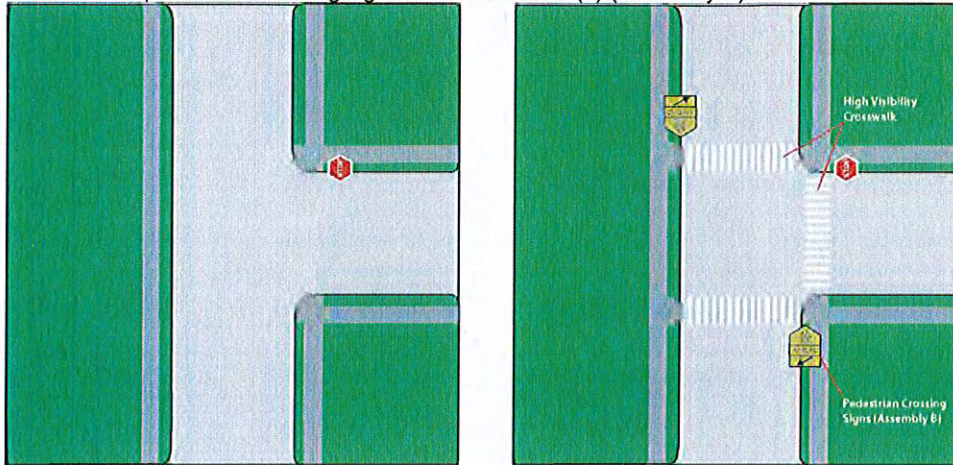
existing proposed

**CYCLE 7**

Diagram incorrectly shows existing traffic signals. No traffic signals are planned for this intersection. There are no left turn pockets on Maclay Ave. as shown.

**24. Workman St. at O'Melveny St.**

- Add high visibility crosswalks on all 3 crossings
- Add pedestrian crossing signs on Workman St. (2) (Assembly B)

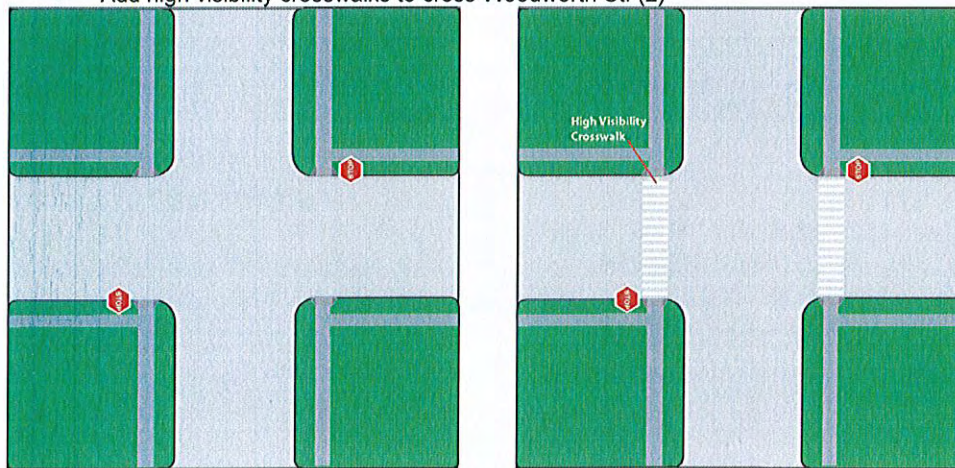


existing

proposed

**25. Workman St. at Woodworth St.**

- Add high visibility crosswalks to cross Woodworth St. (2)




existing

proposed


**CYCLE 7**

**26. Workman St. at Mott St.**

- Add high visibility crosswalks on all 4 crossings
- Add raised crosswalk to cross Mott St. on north side
- Add center pedestrian sign on raised crosswalk (R1-6)



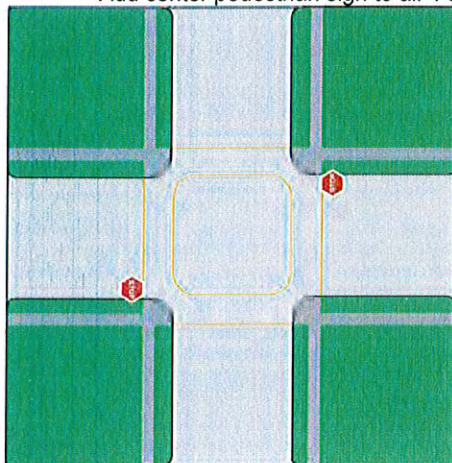
existing



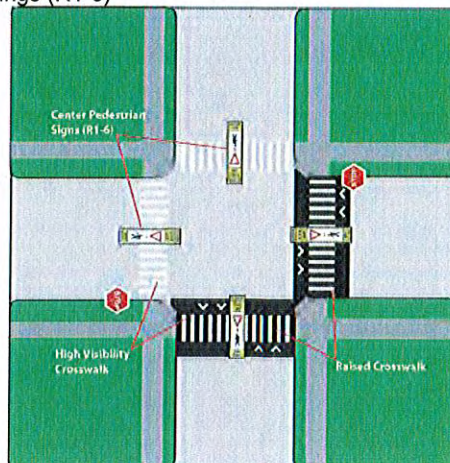
proposed

**27. Workman St. at Griffith St.**

- Add high visibility crosswalks on all 4 crossings
- Add raised crosswalk to cross Workman St. on south side
- Add raised crosswalk to cross Griffith St. on east side
- Add center pedestrian sign to all 4 crossings (R1-6)



existing



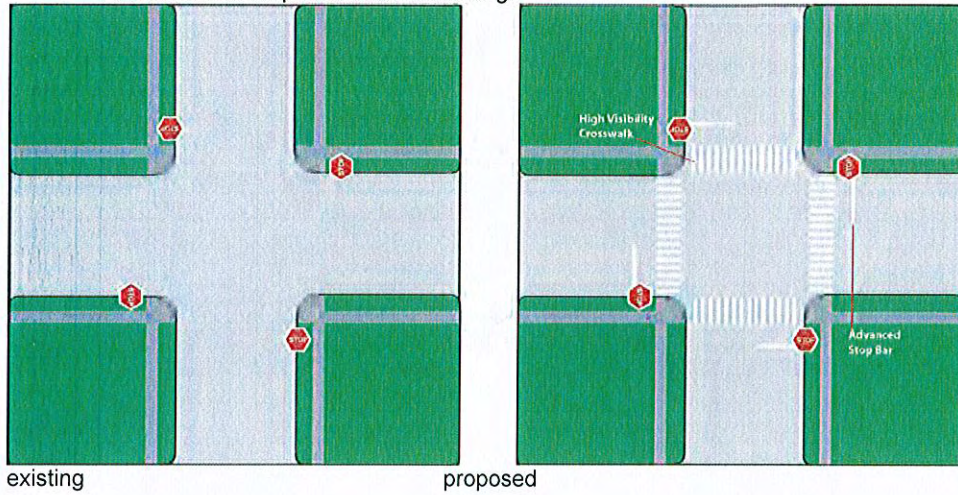
proposed

28. Workman St. at Kewen St.

29. Workman St. at Hewett St.

30. Workman St. at Hollister St.

- Add high visibility crosswalks on all 4 crossings
- Add advanced stop bars to all 4 crossings



**CYCLE 7**

*This Page  
Intentionally  
Left Blank*





*This Page  
Intentionally  
Left Blank*

**PUBLIC WORKS DEPARTMENT****MEMORANDUM**

**TO:** Mayor Brenda Esqueda and Councilmembers

**FROM:** Al Hernández, City Administrator  
By: Ron Ruiz, Public Works Director

**DATE:** May 7, 2012

**SUBJECT:** Approval of Prima Facie Speed Limits

---

**RECOMMENDATION:**

It is recommended that the City Council:

- a. Adopt a Resolution approving the Engineering and Traffic Survey Report for Speed Limits, 2012 and the Prima Facie Speed Limits Recommended to be Established on the Highway Segments Included in the Engineering and Traffic Speed Survey Report for Speed Limits, 2012 (Attachment "A");
- b. Approve a three-year extension, to March 11, 2015, of the 2005 Traffic Speed Zone Study with respect to the 23 road segments identified in the Engineering and Traffic Survey Report for Speed Limits, 2012, that have not experienced any significant changes in roadway or traffic conditions within the last seven years; and
- c. Introduce for first reading, in title only, and waive further reading of "An Ordinance of the City of San Fernando Amending Sections 90-941 and 90-942 of Chapter 90 of the City of San Fernando City Code (SFCC) Relating to Speed Limits" (Attachment "B").

**BACKGROUND:**

1. On March 15, 2005, the City Engineer presented the 2005 Traffic Speed Zone Study to the City Clerk. The 2005 Traffic Speed Zone Study was conducted by Tom Brohard and Associates and indicated no speed limit changes were necessary and therefore required no City Council action.
2. On December 6, 2011, the City contacted Tom Brohard and Associates and requested a quote to conduct the traffic study again since the 2005 Traffic Speed Zone Study was going to expire in 2012. The City received and reviewed Mr. Brohard's quote and asked him to proceed with work for the report.

## Approval of Prima Facie Speed Limits

Page 2

3. On April 11, 2012, Mr. Brohard presented the Engineering and Traffic Survey for Speed Limits 2012 to the Transportation and Safety Commission and pointed out his findings.

### **ANALYSIS:**

The Engineering and Traffic Survey Report for Speed Limits, 2012 is intended to serve as the basis for the establishment and enforcement of speed limits for selected streets in the City.

#### California Vehicle Code Regarding the Setting of Speed Limits

Posted speed limits are established to protect the general public and provide law enforcement with a clear method of identifying and apprehending violators of the basic speed law.

California Vehicle Code (CVC) Sections 22357, 22358 and 22358.5 allow local governments to establish prima facie speed limits on local streets and roads on the basis of an engineering and traffic surveys. CVC Section 40802 requires that local governments conduct engineering and traffic surveys at least once every five, seven or 10 years in order to utilize radar, laser or other electronic devices in the enforcement of speed limits on local streets. Without valid engineering and traffic surveys, certain roadway segments with prima facie speed limits could be considered unlawful "speed traps". CVC Section 40801 provides that "[n]o peace officer or other person shall use a speed trap in arresting, or participating or assisting in the arrest of, any person for any alleged violation of this code nor shall any speed trap be used in securing evidence as to the speed of any vehicle for the purpose of an arrest or prosecution under this code."

In order to avoid creating a "speed trap" as defined under CVC Section 40802 when using a radar, laser or any other electronic device that measures the speed of moving objects in ticketing, local governments must justify prima facie speed limits by engineering and traffic surveys every five years or:

- seven years (for use of radar), if the arresting officer has successfully completed a minimum of 24 hours of certified radar operator course training and the radar used to measure the speed meets or exceeds the minimal operational standards of the National Traffic Highway Safety Administration, and has been calibrated within three years of the alleged violation,
- seven years (for use of laser or electronic devices), if the arresting officer has successfully completed a minimum of 24 hours of certified radar operator course training and a minimum of 2 hours of additional approved certified training, and the radar used to measure the speed meets or exceeds the minimal operational standards of the National Traffic Highway Safety Administration, and has been calibrated within three years of the alleged violation, or
- 10 years, if the all of the conditions for a seven year extension are met and a registered engineer determines that no significant changes in roadway or traffic conditions have occurred.

## Approval of Prima Facie Speed Limits

Page 3

These requirements do not apply to any local street, road or school zone in the City's jurisdiction.

Per the California Manual on Traffic Control Devices, 2012 Edition ("California MUTCD"), the setting of speed limits can be controversial and requires a rational and defensible determination to maintain public confidence. Speed limits are normally set near the 85<sup>th</sup> percentile speed that statistically represents one standard deviation above the average speed and establishes the upper limit of what is considered reasonable and prudent behavior. As with most laws, speed limits need to depend on the voluntary compliance of the greater majority of motorists. Speed limits cannot be set arbitrarily low, as this would create violators of the majority of drivers and would not command the respect of the public.

### Report Findings

The City of San Fernando engaged Tom Brohard and Associates to conduct an engineering and traffic survey of 32 street segments in the City. Tom Brohard and Associates has conducted the survey in accordance with procedures established by the CVC and the California MUTCD. Data from the survey is used to determine if the City's existing posted speed limits on the 32 street segments previously surveyed in 2005 should to be modified. The primary elements that were considered in this survey include the consideration of prevailing speeds as determined by traffic engineering measurements, collision records, and highway, traffic, and roadside conditions not readily apparent to the driver. The attached "Engineering and Traffic Survey Report for Speed Limits, 2012" (Attachment "C") includes the speed survey methodology, applicable CVC provisions, speed limit and traffic volume data, findings and recommendations.

The 2012 survey covered the same 32 street segments surveyed in 2005. The Engineering and Traffic Survey Report for Speed Limits, 2012, makes the following recommendations for changes to the City's posted speed limits:

- Maclay Avenue from the north City limit to Glenoaks Boulevard – Increase the existing 30 MPH posted speed limit to 35 MPH
- Maclay Avenue from Glenoaks Boulevard to Fourth Street – Increase the existing 25 MPH posted speed limit to 30 MPH
- Maclay Avenue from Fourth Street to First Street – Increase the existing 15 MPH posted speed limit to 25 MPH
- Harding Avenue from north City limits to Glenoaks Boulevard – Reduce the existing 30 MPH posted speed limit to 25 MPH
- Harding Avenue from Glenoaks Boulevard to Fourth Street – Reduce the existing 30 MPH posted speed limit to 25 MPH
- Harding Avenue from Fourth Street to First Street – Reduce the existing 30 MPH posted speed limit to 25 MPH

## Approval of Prima Facie Speed Limits

Page 4

The following locations do not require a survey since prima facie speed limits are set by the CVC based on street types as identified in the Federal Aid Functional Usage (FAU) Map, and therefore have not been included in the attached Ordinance, which amends SFCC §§ 90-941 and 90-942:

- SFCC § 90-941: The prima facie speed limit for Brand Boulevard, from Glenoaks Boulevard to Seventh Street, a residential street, is set at 25 MPH pursuant to CVC Section 22352(a)2(A).
- SFCC § 90-941: The prima facie speed limit for Wolfskill Drive, from Truman Street to south city limits, a residential street, is set at 25 MPH pursuant to CVC Section 22352(a)2(A).
- SFCC § 90-942: The prima facie speed limits for the alleys currently listed under SFCC § 90-942 are set at 15 MPH pursuant to Section 22352(a)1(C) of the California Vehicle Code.

The finding and recommendations were reviewed by Public Works Department and Police Department staff. Staff is recommending that the Council approve the Engineering and Traffic Survey Report for Speed Limits, 2012 through adoption of a Resolution, approve the recommended changes to the City's posted speed limits, and introduce for first reading, in title only, and waive further reading of "An Ordinance of the City of San Fernando Amending Sections 90-941 and 90-942 of Chapter 90 of the City of San Fernando City Code Relating to Speed Limits."

Additionally, Tom Brohard and Associates determined that of the 32 street segments surveyed, 23 of those street segments have not experienced any significant changes in roadway or traffic conditions within the last seven years, including no changes in adjacent property or land use, roadway width or traffic volume.

Therefore, staff is also recommending that the Council approve a three-year extension, to March 11, 2015, of the 2005 Traffic Speed Zone Study with respect to the following street segments:

- Arroyo Avenue, from Glenoaks Boulevard to Fifth Street
- Brand Boulevard, from Glenoaks Boulevard to Fourth Street
- Brand Boulevard, from Fourth Street to Truman Street
- Brand Boulevard, from Truman Street to South City Limit
- Chatsworth Drive, from San Fernando Road to South City Limit
- Eighth Street, from West City Limit to Maclay Avenue
- Fifth Street, from West City Limit to Maclay Avenue
- Fifth Street, from Maclay Avenue to East City Limit
- First Street, from Hubbard Street to Maclay Avenue
- Fourth Street, from West City Limit to Maclay Avenue
- Fourth Street, from Maclay Avenue to East City Limit
- Glenoaks Boulevard, from West City Limit to Maclay Avenue

## Approval of Prima Facie Speed Limits

Page 5

- Glenoaks Boulevard, from Maclay Avenue to East City Limit
- Hubbard Street, from North City Limit at Fourth Street to South City Limit at San Fernando Road
- San Fernando Mission Boulevard, from Truman Street to South City Limit
- Orange Grove Avenue, from North City Limit to Glenoaks Boulevard
- San Fernando Road, from West City Limit to San Fernando Mission Boulevard
- San Fernando Road, from San Fernando Mission Boulevard to Kittridge Street
- San Fernando Road, from Kittridge Street to East City Limit
- Seventh Street, from West City Limit to Maclay Avenue
- Truman Street, from West City Limit to Maclay Avenue
- Truman Street, from Maclay Avenue to East City Limit
- Workman Street, from San Fernando Road to South City Limit

Transportation and Safety Commission Recommendation

This matter was agendized for the April 11, 2012, Transportation and Safety Commission Meeting, with Mr. Brohard in attendance. Commissioners had comments regarding the recommendations pertaining to the recommended speed limit increases for North Maclay Avenue, from First Street to Eighth Street. Their initial comments included their preference to have only two speed limits along Maclay Avenue instead of three different speed limits.

Mr. Brohard responded that due to certain characteristics of the street segments and data collected on vehicle volume and speed, the three different speed limits best addresses safety concerns and compliance with State code regarding speed limits.

After continued discussion on the matter, the Commission gave their unanimous support for the study and the included recommendations.

**CONCLUSION:**

Of the 32 street segments that were surveyed, 23 of those street segments had no changes in roadway or traffic conditions within the last seven years. Nine street segments did experience changes in roadway or traffic conditions. Those changes were reviewed and analyzed by Tom Brohard and Associates and, based on the survey results; it is recommended that six of the nine street segments require a change in the speed limit as identified in Attachment "C". Staff has reviewed the proposed changes to the City's posted speed limits and determines the changes to be reasonable, safe, and appropriate for the orderly movement of the traffic on City streets.

In addition, the San Fernando Police Department ("SFPD") intends to comply with the periodic training and equipment calibration requirements under CVC Section 40802 to enable to the SFPD to continue enforcement of speed limits for at least the next seven years on those nine street segments identified for changes in the posted speed limit in Attachment "C", as long as those street segments do not experience any significant changes in roadway or traffic conditions.

Approval of Prima Facie Speed Limits  
Page 6

**BUDGET IMPACT:**

None.

**ATTACHMENTS:**

- A. Resolution
- B. Ordinance
- C. Engineering and Traffic Survey Report for Speed Limits, 2012



**ATTACHMENT "A"****RESOLUTION NO. \_\_\_\_\_****A RESOLUTION OF THE CITY COUNCIL OF THE CITY OF SAN FERNANDO APPROVING THE ENGINEERING AND TRAFFIC STUDY REPORT FOR SPEED LIMITS, 2012 AND THE PRIMA FACIE SPEED LIMITS RECOMMENDED TO BE ESTABLISHED ON THE HIGHWAY SEGMENTS INCLUDED IN THE ENGINEERING AND TRAFFIC SPEED SURVEY REPORT FOR SPEED LIMITS, 2012**

**WHEREAS**, California Vehicle Code Sections 22357, 22358 and 22358.3 permit a local authority, on the basis of a traffic and engineering survey, to establish prima facie speed limits on highways within their jurisdiction;

**WHEREAS**, Section 40802 of the California Vehicle Code requires that the speed limits be justified by a traffic and engineering survey not less than every five (5) to ten (10) years in order to use radar, laser or other electronic devices for enforcement of speed limits with the City;

**WHEREAS**, the Public Works Director has caused such a survey to be conducted and a report prepared by Tom Brohard and Associates;

**WHEREAS**, Tom Brohard and Associates completed the engineering and traffic survey within the City on April 5, 2012, in compliance with the requirements of Section 627 of the California Vehicle Code and the standards set forth in Section 2B.13 of the California Manual on Uniform Traffic Control Devices, 2012 Edition;

**WHEREAS**, the results of the engineering and traffic survey are contained in a report prepared by Tom Brohard and Associates entitled "Engineering and Traffic Speed Survey Report for Speed Limits, 2012"; and

**WHEREAS**, the Public Works Director recommends that the City Council approve of (i) the Engineering and Traffic Speed Survey Report for Speed Limits, 2012 and (ii) the prima facie speed limits recommended to be established on the highway segments included in the Engineering and Traffic Speed Survey Report for Speed Limits, 2012.

**NOW, THEREFORE, THE CITY COUNCIL OF THE CITY OF SAN FERNANDO DOES HEREBY RESOLVE, FIND, DETERMINE, AND ORDER AS FOLLOWS:**

**Section 1.** The City Council finds that all of the facts set forth in this Resolution are true and correct.

**Section 2.** The City Council has reviewed the Engineering and Traffic Speed Survey Report for Speed Limits, 2012.

**Section 3.** The City Council approves of (i) the Engineering and Traffic Speed Survey Report for Speed Limits, 2012 and (ii) the prima facie speed limits recommended to be

established on the highway segments included in the Engineering and Traffic Speed Survey Report for Speed Limits, 2012.

**Section 4.** The City Clerk shall certify to the passage and adoption of this Resolution and it shall thereupon take effect.

**PASSED, APPROVED, AND ADOPTED** this 7<sup>th</sup> day of May, 2012.

\_\_\_\_\_  
Brenda Esqueda, Mayor

**ATTEST:**

\_\_\_\_\_  
Elena G. Chávez, City Clerk

**APPROVED AS TO FORM:**

\_\_\_\_\_  
Michael Estrada, City Attorney

**STATE OF CALIFORNIA**            )  
**COUNTY OF LOS ANGELES**    ) ss  
**CITY OF SAN FERNANDO**        )

**I HEREBY CERTIFY** that the foregoing Resolution was approved and adopted at a regular meeting of the City Council held on the 7<sup>th</sup> day of May, 2012, by the following vote to wit:

**AYES:**

**NOES:**

**ABSENT:**

**ABSTAIN:**

\_\_\_\_\_  
Elena G. Chávez, City Clerk

## ATTACHMENT "B"

## ORDINANCE NO. \_\_\_\_

**AN ORDINANCE OF THE CITY OF SAN FERNANDO  
AMENDING SECTIONS 90-941 AND 90-942 OF CHAPTER  
90 OF THE CITY OF SAN FERNANDO CITY CODE  
RELATING TO SPEED LIMITS**

The City Council of the City of San Fernando does ordain as follows:

**Section 1.** Section 90-941 ("Speed limits amending state speed limits") of Article XI ("Schedules") of Chapter 90 ("Traffic and Vehicles") of the San Fernando City Code is hereby amended to read as follows:

**"Sec. 90-941. Decrease of local speed limits.**

It is determined and declared, upon the basis of an engineering and traffic investigation, that for safe operation of vehicles on the following streets the prima facie speed limit shall be as set forth on those designated streets or parts of streets when signs are erected giving notice thereof, in accordance with Vehicle Code § 22358:

Name of Street or Portion Affected	Declared Prima Facie Speed Limit (miles per hour)
Arroyo Avenue, from Glenoaks Boulevard to north city limits	35
Arroyo Street, from Glenoaks Boulevard to Fifth Street	30
Brand Boulevard, from Fourth Street to Glenoaks Boulevard	30
Brand Boulevard, from Truman Street to Fourth Street	30
Brand Boulevard, from Truman Street to the south city limits	35
Chatsworth Drive, from the south city limits to San Fernando Road	30
Eighth Street, from west city limits to Maclay Avenue	25
Fifth Street, from west city limits to east city limits	30
First Street, from Hubbard Avenue to Maclay Avenue	30
Fourth Street, from west city limits to east city limits	30
Glenoaks Boulevard, from west city limits to east city limits	40
Harding Avenue, from north city limits to Glenoaks Boulevard	25
Harding Avenue, from Glenoaks Boulevard to Fourth Street	25
Harding Avenue, from Fourth Street to First Street	25
Hubbard Avenue, from south city limits to north city limits	35
Maclay Avenue from Truman Street to Fourth Street	25
Maclay Avenue, from Fourth Street to Glenoaks Boulevard	30
Maclay Avenue, from Glenoaks Boulevard to north city limits	35
Mission Boulevard, from south city limits to Truman Street	35
Orange Grove Avenue, from Glenoaks Boulevard to north city limits	25
Orange Grove Avenue, from Glenoaks Boulevard to Fourth Street	25

San Fernando Road, from Kittridge Street to east city limits	30
San Fernando Road, from west city limits to Mission Boulevard	35
Seventh Street, from west city limits to Maclay Avenue	25
Truman Street, from west city limits to east city limits	35
Workman Street, from south city limits to San Fernando Road	25"

**Section 2.** Section 90-942 (“Speed limits amending state speed limits”) of Article XI (“Schedules”) of Chapter 90 (“Traffic and Vehicles”) of the San Fernando City Code is hereby amended to read as follows:

**“Sec. 90-942. Decrease of speed limits on narrow streets.**

It is determined upon the basis of an engineering and traffic investigation that the state prima facie speed limit of 25 miles per hour in a business or residence district or in a public park on any street having a roadway not exceeding 25 feet in width is more than is reasonable or safe under the conditions found to exist upon such streets, and it is declared that the prima facie speed limit shall be 15 miles per hour on those designated streets or parts thereof when signs are erected giving notice thereof, in accordance with Vehicle Code § 22358.3:

Name of Street or Portion Affected	Declared Prima Facie Speed Limit (miles per hour)
Park Avenue, from Fourth Street to First Street	15
San Fernando Road, from Mission Boulevard to Kittridge Street	15"

**Section 3.** Severability. If any section, subsection, subdivision, paragraph, sentence, clause or phrase in this ordinance or any part thereof is for any reason held to be unconstitutional or invalid or ineffective by any court of competent jurisdiction, such decision shall not affect the validity or effectiveness of the remaining portions of this ordinance or any part thereof. The City Council hereby declares that it would have passed each section, subsection, paragraph, sentence, clause or phrase thereof irrespective of the fact that any one or more subsections, subdivisions, paragraphs, sentences, clauses or phrases be declared unconstitutional, or invalid, or ineffective.

**Section 4.** The City Clerk shall certify to the passage of this Ordinance and shall cause this Ordinance to be published or posted as required by law.

**PASSED, APPROVED, AND ADOPTED** by the City Council of the City of San Fernando at a regular meeting held on this \_\_\_\_ day of \_\_\_\_\_, 2012.

\_\_\_\_\_  
Brenda Esqueda, Mayor

**ATTEST:**

\_\_\_\_\_  
Elena G. Chávez, City Clerk

**APPROVED AS TO FORM:**

\_\_\_\_\_  
Michael Estrada, City Attorney

**STATE OF CALIFORNIA**            )  
**COUNTY OF LOS ANGELES**    ) ss  
**CITY OF SAN FERNANDO**        )

**I HEREBY CERTIFY** that the foregoing Ordinance was adopted a regular meeting of the City Council held on the \_\_\_\_ day of \_\_\_\_\_, 2012 and was carried by the following roll call vote:

**AYES:**

**NOES:**

**ABSENT:**

**ABSTAIN:**

\_\_\_\_\_  
Elena G. Chávez, City Clerk

# Tom Brohard and Associates

April 5, 2012

Mr. Ron Ruiz, Public Works Director  
City of San Fernando  
117 Macneil Street  
San Fernando, California 91340-2993

**Subject: Engineering and Traffic Survey Report for Speed Limits, 2012**

Dear Mr. Ruiz:

As you authorized, Tom Brohard and Associates has prepared this Engineering and Traffic Survey Report for Speed Limits, 2012, for the City of San Fernando. This work, conducted in accordance with provisions in the California Vehicle Code (CVC) and the January 13, 2012 California Manual on Uniform Traffic Control Devices (2012 California MUTCD), included the following items:

- 1) Field review of all 32 street segments previously surveyed in 2005. No changes in the roadway conditions or in the adjacent development have occurred in the last seven years on 23 of the 32 street segments. In accordance with CVC provisions, the 2005 Engineering and Traffic Surveys for each of these 23 street segments have been extended for three additional years, and now expire on March 11, 2015.
- 2) Review and analysis of vehicle speed and traffic volume data gathered by City staff for each of the other nine street segments with changed conditions.
- 3) Calculation of collision rates for each of the nine street segments from the 2008, 2009, and 2010 collision histories, and comparison of these calculated rates to those experienced on similar streets in California.
- 4) Preparation of this report summarizing the results of the engineering and traffic surveys and providing recommendations for enforceable speed limits.
- 5) Adoption of a Resolution by the City Council, together with periodic training and equipment calibration, will enable the City's Police Department to deploy enforcement for at least the next seven years on these nine street segments where roadway conditions or adjacent development changed since 2005.

The opportunity to provide these services to the City of San Fernando is sincerely appreciated. Should questions arise or if further information or assistance is needed, please call me at your convenience.

Respectfully submitted,

Tom Brohard and Associates

*Tom Brohard*

Tom Brohard  
Principal



81905 Mountain View Lane, La Quinta, California 92253-7611  
Phone (760) 398-8885 Fax (760) 398-8897  
Email tbrohard@earthlink.net

**Mr. Ron Ruiz, Public Works Director**  
**Engineering and Traffic Survey Report for Speed Limits, 2012**  
**April 5, 2012**

**INTRODUCTION**

This Engineering and Traffic Survey Report for Speed Limits, 2012, is intended to serve as the basis for the establishment and enforcement of speed limits for selected streets in the City of San Fernando. This report was authorized by the City and independently conducted by the private traffic engineering consulting firm of Tom Brohard and Associates. Traffic speeds and traffic volumes were measured by City engineering staff.

Engineering and traffic surveys for speed limits are regularly conducted by governing municipalities in California to comply with provisions of the California Vehicle Code (CVC). Section 40802 of the CVC requires that these surveys must be performed at locations where speed limits are enforced with the use of radar or other electronic speed measuring devices. Without a valid engineering and traffic survey, the roadway segment is considered to be a "speed trap". Should that occur, then all testimony and evidence by the enforcing police officer is inadmissible in a court of law, and the speeding ticket is dismissed.

**PURPOSE OF SPEED LIMITS**

The setting of speed limits can be controversial and requires a rational and defensible determination to maintain public confidence. Speed limits are normally set near the 85<sup>th</sup> percentile speed that statistically represents one standard deviation above the average speed and establishes the upper limit of what is considered reasonable and prudent behavior. As with most laws, speed limits need to depend on the voluntary compliance of the greater majority of motorists. Speed limits cannot be set arbitrarily low, as this would create violators of the majority of drivers and would not command the respect of the public.

**PROVISIONS OF THE SPEED TRAP LAW**

CVC Section 40802 defines a "Speed Trap" as a section of highway which has a speed limit that is not justified by an engineering and traffic survey conducted within the last five years, and the enforcement of the speed limit involves the use of radar or any other electronic device that measures the speed of moving objects. The time provision is extended to seven years when using radar and:

- ❖ The arresting officer has successfully completed a minimum of 24 hours of certified radar operator course training.
- ❖ The radar used to measure the speed meets or exceeds the minimal operational standards of the National Traffic Highway Safety Administration, and has been calibrated within three years of the alleged violation.

**Mr. Ron Ruiz, Public Works Director  
Engineering and Traffic Survey Report for Speed Limits, 2012  
April 5, 2012**

The time provision can be extended to seven years when using laser or other electronic device (other than radar) and:

- ❖ The arresting officer has successfully completed a minimum of 24 hours of certified radar operator course training.
- ❖ The arresting officer has successfully completed a minimum of two hours of additional approved certified training.
- ❖ The radar used to measure the speed meets or exceeds the minimal operational standards of the National Traffic Highway Safety Administration, and has been calibrated within three years of the alleged violation.

In addition to the time extension of the engineering and traffic surveys to seven years as described above, the time provision for these surveys may be extended to ten years when no significant changes in roadway or traffic conditions have taken place, including changes in adjoining property or land use, roadway width, or traffic volume as determined by a registered Civil or Traffic Engineer.

CVC Section 40802 defining "Speed Traps" does not apply to a local street, road, or school zone; that is any local street or road that does not appear on the latest Functional Classification Maps submitted to Caltrans by the local agency.

**SUMMARY OF PRIOR ENGINEERING AND TRAFFIC SURVEYS (2005)**

For the study to establish enforceable speed limits in the City of San Fernando in 2005, the street segments with previous engineering and traffic surveys were compared to the City's Functional Classification Maps. This review determined that 32 street segments required engineering and traffic surveys to comply with provisions of the state law in the California Vehicle Code. Traffic speeds, collision data, and traffic volumes were then collected on the streets and used to perform the 2005 engineering and traffic surveys. Based on the analysis of the data, no changes from the previously posted speed limits were recommended in 2005.

**EXTENSIONS OF 2005 ENGINEERING SURVEYS**

The City of San Fernando Police Department provides routine training of its officers as well as calibration of the devices used to measure traffic speeds. In 2010, the City provided necessary documentation of these requirements, enabling all of the 2005 Engineering and Traffic Surveys to be extended by a total of seven years from 2005 to 2012.

On December 26, 2011, each of the 32 street segments that had previously been surveyed in 2005 was reviewed in the field to identify any significant changes in the adjacent development, the roadway width, or the number of travel lanes. No



**Mr. Ron Ruiz, Public Works Director**  
**Engineering and Traffic Survey Report for Speed Limits, 2012**  
**April 5, 2012**

significant physical changes were identified on 23 of the 32 street segments. As a result, the 2005 engineering and traffic surveys for these 23 street segments have been extended for three additional years to March 9, 2015 (see enclosure). Prior to their expiration in 2015, new engineering and traffic surveys including collection of traffic speeds, collision data, and traffic volumes will be required to be analyzed to determine enforceable speed limits.

**CURRENT METHODOLOGY FOR ESTABLISHING SPEED LIMITS**

Speed limits in California are governed by the California Vehicle Code (CVC). CVC Section 627 defines the required components of an engineering and traffic survey for a street segment as considering each of the following three items:

- 1) Prevailing speeds as determined by traffic engineering measurements.
- 2) Collision records.
- 3) Highway, traffic, and roadside conditions not readily apparent to the driver.

The 2012 California MUTCD provides the requirements for engineering and traffic surveys (see enclosure). While engineers previously had some latitude for engineering judgment in setting speed limits, the current policies and procedures are rigid and even explain how to round up or round down as indicated below. The current procedure requires that the speed limit normally be established at the 5 MPH increment closest to the 85<sup>th</sup> percentile speed measured on the street segment, and provides the following options to explain the application of these procedures:

- Option 1 (Rounding Down) - If the 85<sup>th</sup> percentile speed in a speed survey for a location was 37 MPH, then the speed limit would initially be established at 35 MPH since it is the closest 5 MPH increment to the 37 MPH speed. However, the 35 MPH speed limit could then be reduced further by 5 MPH to 30 MPH if conditions and justification for using the lower speed limit are documented in the engineering and traffic survey and approved by a registered Civil or Traffic Engineer.
- Option 1 (Rounding Up) - If the 85<sup>th</sup> percentile speed in a speed survey for a location was 33 MPH, then the speed limit would initially be established at 35 MPH since it is the closest 5 MPH increment to the 33 MPH speed. However, the 35 MPH speed limit could then be reduced further by 5 MPH to 30 MPH if conditions and justification for using the lower speed limit are documented in the engineering and traffic survey and approved by a registered Civil or Traffic Engineer.

**Mr. Ron Ruiz, Public Works Director**  
**Engineering and Traffic Survey Report for Speed Limits, 2012**  
**April 5, 2012**

- Option 2 (Alternative to Rounding Up) - If the 85<sup>th</sup> percentile speed in a speed survey for a location was 33 MPH, then the speed limit can be established at 30 MPH rather than rounding up, but no further reductions can be applied (as in Option 1 above).

In the two examples for Option 1 above, the established speed limit can be reduced by 5 MPH if the conditions and justification for using this lower speed limit are documented in the engineering and traffic survey and approved by a registered Civil or Traffic Engineer. Justifications used to reduce the speed limit by 5 MPH involve either a collision rate significantly greater than experienced on other similar roadways, or very unusual roadside conditions that are not readily apparent to motorists.

### **TRAFFIC VOLUME AND SPEED MEASUREMENTS FOR NEW SURVEYS**

Traffic volumes were counted and vehicle speeds were measured by City engineering staff using automatic data collection machines owned by the City of San Fernando. Data was collected under clear and dry weather conditions in January, February, and March 2012. For narrower roadways, volume and speed data in both directions were combined. For wider roadways, traffic volumes and speed measurements were collected separately for each direction of travel. The automatic data collection machines were set at each location for about one week.

Daily traffic volumes on a typical mid-week weekday were used to calculate the collision rate for the particular street segment. While the individual traffic speeds of all vehicles were recorded during each hour over the entire week, only the speed data collected between 10 AM and 12 Noon for lower volume streets and between 10 AM and 11 AM on higher volume streets on a typical mid-week weekday were used in the analysis. The speed measurements during these hours provide an appropriate sampling of vehicles when the roadways were unobstructed and traffic was free flowing. The following data was then calculated:

- 1) Average Speed – This speed represents the arithmetic average of the speeds recorded at the particular location.
- 2) 85<sup>th</sup> Percentile Speed – This is the speed at or below which 85 percent of the traffic was observed. It is the primary measurement as this value represents the top speed of the majority of safe, reasonable motorists. In the absence of a high collision rate or a very unusual condition, speed limits are established within a range of 5 miles per hour of this speed.
- 3) 10 Mile Pace Speed – This is the 10 mile per hour speed range that contains the largest number of vehicles that were observed. It provides a measure of the dispersion of speeds within the sample surveyed. The top of the 10 mile pace speed typically coincides with the 85<sup>th</sup> percentile speed.

**Mr. Ron Ruiz, Public Works Director  
Engineering and Traffic Survey Report for Speed Limits, 2012  
April 5, 2012**

**COLLISION HISTORY FOR NEW SURVEYS**

Available collision records from the Statewide Integrated Traffic Records System (SWITRS) were provided by the City and identified for the three year period from January 1, 2008 through December 31, 2010. All collisions outside the intersection areas as well as sideswipe collisions, parked vehicle collisions, and solo vehicle hitting fixed object collisions were identified. Using the daily traffic volumes collected by City engineering staff and the roadway segment length, the annual average collision rate for each segment was calculated as follows:

$$\frac{(\text{No. of collisions}) \times (1,000,000)}{(\text{Daily Volume}) \times (365 \text{ Days}) \times (\text{Segment Length}) \times (3 \text{ Years})}$$

The calculated collision rate for each street segment over the three year period was then compared to collision rates for similar streets in California.

**ESTABLISHING SPEED LIMITS LESS THAN 25 MPH**

The 2012 California Vehicle Code (CVC) allows speed limits of less than 25 MPH under the following very specific conditions:

- CVC 22352 (a) allows a posted speed limit of 15 MPH when:
  - Traveling across an uncontrolled railroad grade crossing (i.e., this does not apply to Maclay Avenue as there are gates and other warning devices at the railroad crossing).
  - Within 100' of an uncontrolled intersection (i.e., this does not apply to Maclay Avenue as all intersections have STOP or YIELD signs, or traffic signals).
  - In an alley (i.e., does not apply as Maclay Avenue).
- CVC 22358.3 allows a posted speed limit of 15 or 20 MPH on a narrow street not exceeding 25' in width in a business or residential area or in a public park when justified by an engineering and traffic survey. The narrowest portion of Maclay Avenue is 32' between the curbs at the bulbouts, greater than the maximum of 25', so this does not apply to Maclay Avenue. On the other hand, San Fernando Road is posted 15 MPH based on the results of the 2005 Engineering and Traffic Survey. The narrowest portion of San Fernando Road is 22' between the curbs at the bulbouts, less than the maximum width of 25'.
- CVC 22358.4 allows a posted speed limit of 15 or 20 MPH at schools and at Senior Centers when justified by an engineering and traffic survey. This section also allows a posted speed limit of 15 or 20 MPH at schools on residential streets having no more than two travel lanes and a maximum posted speed limit of 30 MPH on both approaches to the school zone. This

**Mr. Ron Ruiz, Public Works Director**  
**Engineering and Traffic Survey Report for Speed Limits, 2012**  
**April 5, 2012**

section does not apply to Maclay Avenue since there are no schools or senior centers between Fourth Street and Truman Street.

**DISCUSSION OF SPEED LIMIT RECOMMENDATIONS**

Speed limit recommendations contained in this report are based upon the 2012 California MUTCD which establishes policies and procedures for setting speed limits in California. While engineers previously had some latitude for engineering judgment in setting speed limits, the current policies and procedures are rigid and even explain how to round up or round down as indicated above. Individual engineering and traffic survey sheets for each of the nine street segments are enclosed. The survey numbers below refer back to the 2005 Engineering and Traffic Survey Report for consistency. These survey sheets include summaries of the measured traffic speeds, roadway design and traffic characteristics, and analysis of collisions. The results of the traffic engineering analyses of each street segment are summarized as follows:

Survey #1 – Arroyo Avenue from North City Limit to Glenoaks Boulevard – The existing speed limit is 35 MPH. Speeds measured include an average speed of 31 MPH, an 85<sup>th</sup> percentile speed of 37 MPH, and a 10 mile pace speed of 26 to 36 MPH. Signing indicating "School, Speed Limit 25, When Children Are Present" are posted in both directions on Arroyo Avenue in advance of the high school zone. The recent collision history of 2.03 collisions per million vehicle miles is slightly higher than the expected rate of 1.69 collisions per million vehicle miles for similar streets. Analysis of the speed measurements indicates that the 37 MPH 85<sup>th</sup> percentile speed should be rounded down to 35 MPH (Option 1), and that the existing speed limit of 35 MPH should be retained when children are not present. City Council action is not required to retain the existing 35 MPH posted speed limit.

Survey #15 – Harding Avenue from North City Limit to Glenoaks Boulevard – The existing speed limit is 30 MPH. Speeds measured include an average speed of 21 MPH, an 85<sup>th</sup> percentile speed of 25 MPH, and a 10 mile pace speed of 16 to 26 MPH. The recent collision history of 2.58 collisions per million vehicle miles is about 50 percent higher than the expected rate of 1.69 collisions per million vehicle miles for similar streets. Analysis of speed measurements indicates the speed limit should be set at the 85<sup>th</sup> percentile speed (Option 1) of 25 MPH. City Council action by resolution is required to reduce the existing 30 MPH posted speed limit to 25 MPH and to direct City staff to change the speed limit signs from 30 MPH to 25 MPH to make the lower speed limit effective.

Survey #16 - Harding Avenue from Glenoaks Boulevard to Fourth Street - The existing speed limit is 30 MPH. Speeds measured include an average speed of 24 MPH, an 85<sup>th</sup> percentile speed of 29 MPH, and a 10 mile pace speed of 20 to 30 MPH. The recent collision history of 4.84 collisions per million vehicle miles is

**Mr. Ron Ruiz, Public Works Director**  
**Engineering and Traffic Survey Report for Speed Limits, 2012**  
**April 5, 2012**

over 2.5 times higher than the expected rate of 1.69 collisions per million vehicle miles for similar streets. Analysis of speed measurements indicates the 85<sup>th</sup> percentile speed of 29 MPH should initially be rounded up to 30 MPH. Reducing the speed limit to 25 MPH (Option 1) is justified based on the high collision history (a condition not readily apparent) as well as by the alternative method to round down to 25 MPH (Option 2). City Council action by resolution is required to reduce the existing 30 MPH posted speed limit to 25 MPH and to direct City staff to change the speed limit signs from 30 MPH to 25 MPH to make the lower speed limit effective.

Survey #17 – Harding Avenue from Fourth Street to First Street – The existing speed limit is 30 MPH. Speeds measured include an average speed of 22 MPH, an 85<sup>th</sup> percentile speed of 27 MPH, and a 10 mile pace speed of 18 to 28 MPH. The recent collision history of 2.83 collisions per million vehicle miles is over 50 percent higher than the expected rate of 1.69 collisions per million vehicle miles for similar streets. Analysis of the speed measurements indicates the 27 MPH 85<sup>th</sup> percentile speed should be rounded down to 25 MPH (Option 1), and that the existing speed limit of 30 MPH should be reduced to 25 MPH. City Council action by resolution is required to reduce the existing 30 MPH posted speed limit to 25 MPH and to direct City staff to change the speed limit signs from 30 MPH to 25 MPH to make the lower speed limit effective.

Survey #19 – Maclay Avenue from North City Limit to Glenoaks Boulevard – In the prior survey in 2005 before the streetscape project, this roadway segment was surveyed and posted with a 35 MPH speed limit. The speed limit is now posted at 30 MPH. Current speeds measured include an average speed of 32 MPH, an 85<sup>th</sup> percentile speed of 37 MPH, and a 10 mile pace speed of 28 to 38 MPH. The recent collision history of 2.06 collisions per million vehicle miles is slightly better than the expected rate of 2.32 collisions per million vehicle miles for similar streets. Analysis of speed measurements indicates the 37 MPH 85<sup>th</sup> percentile speed should be rounded down to 35 MPH (Option 1), and that the posted speed limit of 30 MPH should be increased to 35 MPH. City Council action by resolution is required to increase the existing 30 MPH posted speed limit to 35 MPH and to direct City staff to change the speed limit signs from 30 MPH to 35 MPH to make the higher speed limit effective.

Survey #20A – Maclay Avenue from Glenoaks Boulevard to Fourth Street – In the prior survey in 2005 before the streetscape project, this roadway segment was surveyed and posted with a 35 MPH speed limit. The speed limit is now posted at 25 MPH. Speeds measured include an average speed of 28 MPH, an 85<sup>th</sup> percentile speed of 33 MPH, and a 10 mile pace speed of 24 to 34 MPH. The recent collision history of 1.81 collisions per million vehicle miles is slightly better than the expected rate of 2.32 collisions per million vehicle miles for similar streets. Analysis of speed measurements indicates the 85<sup>th</sup> percentile speed of 33 MPH should initially be rounded up to 35 MPH. Reducing the speed limit by

**Mr. Ron Ruiz, Public Works Director**  
**Engineering and Traffic Survey Report for Speed Limits, 2012**  
**April 5, 2012**

the alternative method to round down to 30 MPH (Option 2) is justified. City Council action by resolution is required to increase the existing 25 MPH posted speed limit to 30 MPH and to direct City staff to change the speed limit signs from 25 MPH to 30 MPH to make the higher speed limit effective.

Survey #20B – Maclay Avenue from Fourth Street to Truman Street – In the prior survey in 2005 before the streetscape project, this roadway segment was surveyed and posted with a 35 MPH speed limit. The speed limit is now posted at 15 MPH. Speeds measured include an average speed of 23 MPH, an 85<sup>th</sup> percentile speed of 28 MPH, and a 10 mile pace speed of 18 to 28 MPH. The recent collision history of 3.98 collisions per million vehicle miles is more than two times higher than the expected rate of 1.69 collisions per million vehicle miles for similar streets. Analysis of speed measurements indicates the 85<sup>th</sup> percentile speed of 28 MPH should initially be rounded up to 30 MPH. Reducing the speed limit to 25 MPH (Option 1) is justified based on the high collision history (a condition not readily apparent) as well as by the alternative method to round down to 25 MPH (Option 2). City Council action by resolution is required to increase the existing 15 MPH posted speed limit to 25 MPH and to direct City staff to change the speed limit signs from 15 MPH to 25 MPH to make the lower speed limit effective (see prior discussion regarding California Vehicle Code provisions for establishing speed limits less than 25 MPH).

Survey #23 – Orange Grove Avenue from Glenoaks Boulevard to Fourth Street – The existing speed limit is 25 MPH. Speeds measured include an average speed of 24 MPH, an 85<sup>th</sup> percentile speed of 29 MPH, and a 10 mile pace speed of 18 to 28 MPH. The recent collision history of 1.34 collisions per million vehicle miles is slightly better than the expected rate of 1.69 collisions per million vehicle miles for similar streets. Analysis of speed measurements indicates the 85<sup>th</sup> percentile speed of 29 MPH should initially be rounded up to 30 MPH. Reducing the speed limit by the alternative method to round down to 25 MPH (Option 2) is justified. City Council action is not required to retain the existing 25 MPH posted speed limit.

Survey #24 - Park Avenue from Fourth Street to First Street - In the prior survey in 2005 before the roadway project, this segment was surveyed and posted with a 25 MPH speed limit. The roadway has been narrowed to 24 feet, which enables posting of a 15 or 20 MPH speed limit if justified by an Engineering and Traffic Survey. The speed limit is now posted at 15 MPH. Speeds measured include an average speed of 14 MPH, an 85<sup>th</sup> percentile speed of 19 MPH, and a 10 mile pace speed of 8 to 18 MPH. The recent collision history of no collisions per million vehicle miles is better than the expected rate of 1.69 collisions per million vehicle miles for similar streets. Analysis of speed measurements indicates the 85<sup>th</sup> percentile speed of 19 MPH should initially be rounded up to 20 MPH. Reducing the speed limit by the alternative method to round down to 15

**Mr. Ron Ruiz, Public Works Director**  
**Engineering and Traffic Survey Report for Speed Limits, 2012**  
**April 5, 2012**

MPH (Option 2) is justified. City Council action is not required to retain the existing 15 MPH posted speed limit.

**SUMMARY OF METHODOLOGY AND RECOMMENDATIONS**

This study has been conducted in accordance with provisions of the California Vehicle Code as specified in the 2012 California MUTCD. Initially, a field review of the engineering and traffic surveys performed in 2005 was conducted to identify any significant changes in the adjacent development, the roadway width, or the number of travel lanes. No significant physical changes were identified on 23 of the 32 street segments. As a result, the 2005 engineering and traffic surveys for these 23 street segments have been extended for three additional years to March 9, 2015 (see enclosure).

For the nine street segments with changed conditions, traffic volumes were counted and vehicle speeds were measured by City engineering staff using automatic data collection machines owned by the City of San Fernando. Data was collected under clear and dry weather conditions in January, February, and March 2012. For narrower roadways carrying lower traffic volumes, volume and speed data in both directions were combined. For wider roadways, traffic volumes and speed measurements were collected separately for each direction of travel. The automatic data collection machines were set at each location for about one week.

Daily traffic volumes on a typical mid-week weekday were used to calculate the collision rate for the particular street segment. While the individual traffic speeds of all vehicles were recorded each hour over the entire week, only the speed data collected between 10 AM and 12 Noon on a typical mid-week weekday were used in the analysis. The speed measurements during these hours provide an appropriate sampling of vehicles when the roadways were unobstructed and traffic was free flowing.

Available collision records from the Statewide Integrated Traffic Records System (SWITRS) were obtained for the three year period from January 1, 2008 through December 31, 2010. Using daily traffic volumes collected by City engineering staff and the roadway segment length, the annual average collision rate for each segment was then calculated and compared to the expected collision rates for roadways with similar characteristics in California.

Speed limit recommendations contained in this report are based upon applicable provisions of the California Vehicle Code and Section 2B.13 of the 2012 California MUTCD which establishes policies and procedures for setting speed limits in California. The individual engineering and traffic survey sheets for each of the nine street segments are enclosed and include summaries of the measured traffic speeds, roadway design and traffic characteristics, and analysis

**Mr. Ron Ruiz, Public Works Director**  
**Engineering and Traffic Survey Report for Speed Limits, 2012**  
**April 5, 2012**

of collisions. The results of the traffic engineering analyses of each street segment are summarized below as follows:

- **Increase of Speed Limits (Three Street Segments)**
  - Maclay Avenue from North City Limit to Glenoaks Boulevard – Increase existing 30 MPH posted speed limit to 35 MPH
  - Maclay Avenue from Glenoaks Boulevard to Fourth Street – Increase existing 25 MPH posted speed limit to 30 MPH
  - Maclay Avenue from Fourth Street to First Street – Increase existing 15 MPH posted speed limit to 25 MPH
  
- **Reduction of Speed Limits (Three Street Segments)**
  - Harding Avenue from North City Limit to Glenoaks Boulevard – Reduce existing 30 MPH posted speed limit to 25 MPH
  - Harding Avenue from Glenoaks Boulevard to Fourth Street - Reduce existing 30 MPH posted speed limit to 25 MPH
  - Harding Avenue from Fourth Street to First Street - Reduce existing 30 MPH posted speed limit to 25 MPH
  
- **No Change in Speed Limits**
  - Arroyo Avenue from North City Limit to Glenoaks Boulevard – 25 MPH when children are present; retain existing 35 MPH posted speed limit at all other times
  - Orange Grove Avenue from Glenoaks Boulevard to Fourth Street – Retain existing 25 MPH posted speed limit
  - Park Avenue from Fourth Street to First Street – Retain existing 15 MPH posted speed limit (narrow street)

Adoption of a resolution by the City Council of the recommendations for speed limit changes as identified in this report, together with periodic training and equipment calibration, will enable the City of San Fernando Police Department to deploy enforcement using radar, laser, or other electronic devices for at least the next seven years on these nine street segments. Before their expiration in March 2015, new engineering and traffic surveys are required for the other 23 street segments that have been extended to the allowable maximum of 10 years.

Enclosures



**Table 2B-2. Meanings of Symbols and Legends on Reversible Lane Control Signs**

Symbol / Word Message	Meaning
Red X on white background	Lane closed
Upward pointing black arrow on white background (if left turns are permitted, the arrow shall be modified to show left / through arrow)	Lane open for through travel and any turns not otherwise prohibited
Black two-way left-turn arrows on white background and legend ONLY	Lane may be used only for left turns in either direction (i.e., as a two-way left-turn lane)
Black single left-turn arrow on white background and legend ONLY	Lane may be used only for left turns in one direction (without opposing left turns in the same lane)

**Table 2B-101(CA) Standard Application of Speed Limits per California Vehicle Code**

Speed	Determined by	Roadway Facility	CVC Section
15 mph	State or local authority	<ul style="list-style-type: none"> <li>▪ Railroad grade crossing with obstructed view</li> <li>▪ Uncontrolled highway intersection with obstructed view</li> <li>▪ An alley</li> </ul>	22352.a.1
15 & 20 mph	State or local authority	Where the prima facie speed of 25 mph is more than is reasonable or safe <ul style="list-style-type: none"> <li>▪ Narrow street not exceeding 25 feet other than a State Highway in a business or residential area or in a public park</li> <li>▪ Road near a school or senior center facility</li> </ul>	22358.3 & 22358.4
25 mph	State or local authority	<ul style="list-style-type: none"> <li>▪ Any highway other than a State highway in any business or residential district</li> <li>▪ A street contiguous to senior citizen facility other than a State highway</li> <li>▪ Adjacent to a children's playground in a public park, but only during particular hours or days when children are expected to use facilities</li> </ul>	22352.a.2 & 22357.1

**Table 2B-102(CA) Optional Application of Speed Limits per California Vehicle Code**

Speed	Determined by	Roadway facility	CVC Section
25 to 60 mph	State Department of Transportation	State highway, based on an E&TS where the limit of 65 mph is more than is reasonable or safe	22354
25 to 60 mph	Local city council or county board of supervisors for the State Department of Transportation	State highway, local entities may conduct a public hearing on proposed increases or decreases and the State Department of Transportation shall take into consideration the results of the public hearing	22354.5
25 to 65 mph	Local authority	Any street other than a State highway, by ordinance, may post a prima facie speed limit based on an E&TS where a speed > 25 mph would facilitate the orderly movement of vehicular traffic and would be reasonable and safe	22357
20 to 50 mph for Trucks	State or local authority	Highways under their respective jurisdiction where 55 mph is more than is reasonable or safe for vehicles mentioned in CVC 22406 (Trucks and other large vehicles)	22407
Maximum Speed 55 mph	State or local authority	<ul style="list-style-type: none"> <li>• Two-lane, undivided highway</li> <li>• Any highway if driving any of the following vehicles:               <ol style="list-style-type: none"> <li>a. Motortruck or truck tractor with &gt; 3 axles</li> <li>b. Passenger vehicle or bus towing any other vehicle</li> <li>c. School bus transporting any school pupil</li> <li>d. A farm labor vehicle when transporting passengers</li> <li>e. A vehicle transporting explosives</li> <li>f. A trailer bus</li> </ol> </li> </ul>	22349.b & .c and 22406
Maximum Speed Limit of 65 mph	State or local authority	Any highway, posted at 65 mph based upon an E&TS, for vehicles not subject to CVC 22406	22349(a) & 22349
Maximum Freeway Speed Limit 70 mph	State Department of Transportation	Freeways, after consultation with the California Highway Patrol, based upon an E&TS, or upon the basis of appropriate designs standards and projected traffic volumes in the case of newly constructed freeway segments, for vehicles not subject to CVC 22406	22356

**CITY OF SAN FERNANDO  
ENGINEERING AND TRAFFIC SURVEY  
TO ESTABLISH AN ENFORCABLE SPEED LIMIT**

Survey No.: 1  
Street: Arroyo Avenue  
Limits: North City Limit to Glenoaks Boulevard  
Existing Speed Limit: 35 MPH

**SPEEDS**

Location of Survey: S/o Borden Avenue Date Measured: 2/1/2012 from 10 to 11 AM  
Mean Speed (Average): 31 MPH Critical Speed (85<sup>th</sup> Percentile): 37 MPH  
10 Mile Pace Speed: 26 to 36 MPH  
Percentages Related To Pace Speed: 66% within pace  
90<sup>th</sup> Percentile Speed: 38 MPH

**ROADWAY DESIGN AND TRAFFIC CHARACTERISTICS**

Width: 64' north of Seventh St.; 36' south of Seventh St. Number of travel lanes (both directions): Two thru lanes  
Segment Length: 0.55 miles  
Average Daily Traffic: 7,350 vehicles Date Measured: 2/1/2012  
Existing Conditions: Straight alignment; industrial development and on street parking allowed both sides; industrial development both sides; New high school and no parking on west side

**COLLISION CHARACTERISTICS**

Collision Period Analyzed: 1/1/2008 thru 12/31/2010 (3 years)  
Total Number of Midblock Collisions: 9 collisions  
Calculated Collision Rate: 2.03 collisions per million vehicle miles  
Statewide Average Collision Rate: 1.69 collisions per million vehicle miles  
Calculated Collision Rate Compared To Statewide Average Rate: Slightly higher than average

**SURVEY RESULTS**

Recommendation: In accordance with applicable provisions of the California Vehicle Code and Section 2B.13 of the 2012 California MUTCD, the Engineering and Traffic Survey including the analysis of the speed measurements indicates that the 37 MPH 85<sup>th</sup> percentile speed should be rounded down to 35 MPH (Option 1), and that the existing speed limit of 35 MPH should be retained when children are not present.

Prepared by: Tom Brohard, PE  
California Civil Engineer #C24577  
California Traffic Engineer #TR724  
Date: April 5, 2012

*Tom Brohard*



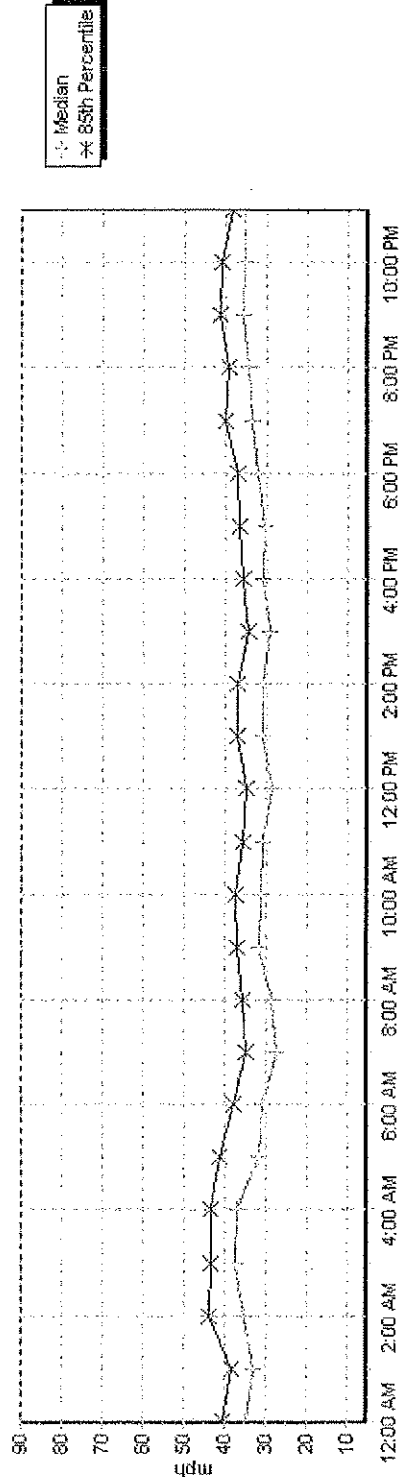
City Of San Fernando - Public Works Department  
 117 Macneil Street  
 San Fernando, CA 91340

Site: 00000000000000  
 Date: 2/1/2012  
 Wednesday

Description 1: Arroyo Ave  
 Description 2: Glenoaks  
 Description 3: Borden

Daily Speed Statistics  
 Combined Channels

mph	AM	12:00	1:00	2:00	3:00	4:00	5:00	6:00	7:00	8:00	9:00	10:00	11:00	PM	12:00	1:00	2:00	3:00	4:00	5:00	6:00	7:00	8:00	9:00	10:00	11:00	
Count	92	39	83	83	304	623	538	316	309	365	510	450	435	593	571	594	411	222	176	158	136	85					
Minimum	9.1	17.6	22.2	17.6	20.8	17.9	7.1	5.0	5.0	5.4	11.5	5.2	7.4	5.2	5.1	5.6	5.7	13.4	22.6	13.8	23.3	15.9					
Maximum	60.8	48.0	50.5	57.3	62.1	56.2	58.4	60.8	53.2	70.9	62.1	64.8	87.6	78.4	60.8	96.1	63.4	49.6	50.5	62.1	62.1	53.2					
Average	35.0	33.0	35.9	37.7	37.1	33.1	30.4	27.3	28.5	30.9	30.4	28.7	31.2	29.0	30.3	30.8	32.1	33.9	34.3	35.9	35.7	34.8					
Median	34.4	32.7	35.0	37.2	36.8	31.7	28.6	31.7	31.0	30.7	28.4	30.7	30.7	28.9	30.7	30.4	32.0	33.5	34.2	35.7	35.0	35.0					
Pace	30.4 -	30.1 -	29.8 -	34.2 -	31.4 -	24.4 -	26.4 -	23.3 -	26.4 -	25.9 -	26.8 -	22.7 -	25.9 -	22.7 -	25.2 -	25.9 -	26.8 -	29.2 -	27.8 -	30.4 -	29.8 -	29.2 -					
Range	40.4	40.1	39.8	44.2	41.4	34.4	36.4	33.3	33.6	36.4	35.9	36.8	32.7	35.9	32.7	35.2	35.9	36.8	39.2	37.8	40.4	39.8					
Count	60	30	21	53	50	114	162	334	210	203	265	336	299	416	383	397	308	149	122	116	96	66					
	65 %	77 %	64 %	64 %	60 %	52 %	53 %	54 %	58 %	66 %	66 %	73 %	66 %	70 %	67 %	67 %	69 %	75 %	69 %	73 %	71 %	78 %					
Percentiles	27.3	26.1	26.4	28.9	28.4	24.4	24.4	19.9	17.3	19.5	22.1	22.4	25.0	22.7	24.8	25.0	26.1	24.0	22.7	22.1	24.0	26.4	27.1	27.8	30.1	28.6	28.4
10 %	28.1	26.6	27.6	31.0	29.5	25.5	22.4	19.2	22.1	24.4	25.0	25.7	26.1	24.0	24.8	25.0	27.3	28.4	28.6	27.3	24.8	26.4	27.1	28.4	30.1	30.1	29.8
15 %	34.2	32.4	35.0	37.2	36.3	31.7	30.7	27.1	28.6	31.7	31.0	30.7	30.7	28.9	30.7	30.4	32.0	33.5	34.2	32.0	30.7	33.5	34.2	35.5	35.0	35.0	35.0
50 %	40.3	38.2	43.8	43.2	43.2	41.4	37.7	34.6	35.5	36.8	37.2	35.5	36.8	34.2	35.5	36.3	36.8	39.7	39.2	36.8	36.8	39.7	39.2	41.4	40.8	38.2	
85 %	42.0	38.7	43.8	45.1	45.8	42.6	39.2	36.3	37.2	38.2	38.7	36.8	38.2	36.3	37.2	38.2	38.2	42.0	42.0	38.2	38.2	42.0	42.0	42.0	42.0	40.8	
90 %																											
Exceeded	6	1	2	10	10	14	12	13	9	2	6	5	8	11	7	11	13	3	6	7	10	6	4				
45	6.5 %	2.6 %	6.1 %	12 %	12 %	6.3 %	3.9 %	2.1 %	1.7 %	0.5 %	1.9 %	0.5 %	1.8 %	2.5 %	1.2 %	1.9 %	2.2 %	0.7 %	2.7 %	4.0 %	6.3 %	4.4 %					
55	1.1 %	0 %	0 %	1.2 %	2.4 %	0.5 %	0.3 %	1.3 %	0.2 %	0 %	0.3 %	0 %	0.4 %	0.5 %	0.3 %	0.4 %	1.2 %	0.2 %	0 %	0 %	0.6 %	1.5 %					
65	0 %	0 %	0 %	0 %	0 %	0 %	0 %	0.6 %	0 %	0 %	0.3 %	0 %	0.5 %	0.2 %	0 %	0.5 %	0 %	0 %	0 %	0 %	0 %	0 %					



City Of San Fernando - Public Works Department  
 117 Macneil Street  
 San Fernando, CA 91340

Site: 00000000000000

Description 1: Arroyo Ave  
 Description 2: Glencaks  
 Description 3: Borden

Weekly Volume

Interval	Mon 1/30/2012		Tue 1/31/2012		Wed 2/1/2012		Thu 2/2/2012		Fri 2/3/2012		Sat 2/4/2012		Sun 2/5/2012		Mon - Fri Average		Week Average		
	NB	SB	NB	SB	NB	SB	NB	SB	NB	SB	NB	SB	NB	SB	NB	SB	NB	SB	
2:00 AM	-	-	29	53	12	21	18	160	15	155	24.0	37.3	21.5	77.3	24.0	37.3	21.5	77.3	
1:00 AM	-	-	13	30	24	41	10	16	15	16	14.0	26.0	15.3	26.0	14.0	26.0	15.3	26.0	
2:00 AM	-	-	17	15	20	43	7	17	7	17	15.5	24.8	17.2	26.3	15.5	24.8	17.2	26.3	
3:00 AM	-	-	26	41	29	47	34	48	43	48	33.3	46.0	26.7	38.7	33.3	46.0	26.7	38.7	
4:00 AM	-	-	45	39	43	49	40	48	40	48	41.3	45.5	34.2	34.7	41.3	45.5	34.2	34.7	
5:00 AM	-	-	116	124	109	122	97	109	107	90	62	58	27	114.0	114.0	105.8	90.2	84.7	
6:00 AM	-	-	148	173	145	202	150	198	150	198	74	137	48	146.0	146.0	184.0	117.7	158.0	
7:00 AM	-	-	241	352	270	351	248	367	248	367	78	323	75	257.3	257.3	355.8	197.0	302.8	
8:00 AM	-	-	217	356	229	269	225	288	225	288	125	351	133	225.5	225.5	305.0	193.3	290.0	
9:00 AM	-	-	250	244	147	172	144	172	156	172	231	230	177	174.0	174.0	187.5	184.2	220.7	
10:00 AM	-	-	257	283	145	177	155	210	155	210	252	208	276	174.0	174.0	210.0	204.0	220.7	
11:00 AM	-	-	250	331	152	241	154	248	154	248	251	366	243	245.0	245.0	267.0	278.7	278.7	
12:00 PM	-	-	263	223	248	331	287	336	287	336	237	525	250	243.8	243.8	289.8	241.3	320.2	
1:00 PM	-	-	272	342	235	237	254	344	254	344	204	519	269	222.1	222.1	214.1	214.1	292.0	
2:00 PM	42	48	248	346	244	215	237	328	237	328	175	324	219	243.8	243.8	289.8	241.3	320.2	
3:00 PM	212	359	302	368	243	352	251	378	251	378	144	324	157	245.6	245.6	365.0	219.1	337.1	
4:00 PM	241	392	217	376	225	389	236	375	236	375	118	204	116	229.4	229.4	375.0	197.3	322.7	
5:00 PM	197	394	228	401	208	395	229	327	229	327	128	162	105	201.6	201.6	384.0	177.3	310.4	
6:00 PM	145	294	148	256	155	284	143	229	143	229	92	107	61	148.8	148.8	264.2	128.1	214.7	
7:00 PM	78	132	102	133	87	153	124	124	75	124	63	83	65	84.0	84.0	137.2	78.3	119.3	
8:00 PM	57	100	61	99	71	109	84	94	60	94	62	56	44	62.6	62.6	100.8	59.9	85.4	
9:00 PM	46	66	38	88	47	69	68	68	48	68	35	49	27	45.8	45.8	79.8	41.6	68.0	
10:00 PM	41	66	45	98	44	61	92	92	42	92	33	39	29	41.6	41.6	83.4	38.6	68.0	
11:00 PM	26	61	26	68	29	72	202	202	68	202	32	142	12	33.6	33.6	93.8	30.3	88.9	
Totals	1085	1912	3559	4971	3161	4417	3195	4639	2503	4434	2399	2978	3209.6	4586.1	2977.7	4337.1	7314.7	59.3	
Combined Split (%)	2997	36.2	8530	41.7	7578	41.7	7934	59.2	6937	36.1	63.9	55.4	7795.7	41.2	58.8	7314.7	40.7	59.3	
Peak Hours 12:00 AM - 12:00 PM	-	-	7:30 AM	7:30 AM	7:30 AM	7:30 AM	7:30 AM	7:30 AM	7:30 AM	7:30 AM	7:30 AM	7:30 AM	7:30 AM	7:30 AM	7:30 AM	7:30 AM	7:30 AM	7:30 AM	7:30 AM
Volume Factor	-	-	284	479	334	435	298	432	282	366	276	344	310.5	455.8	239.8	376.0	0.84	0.89	
12:00 PM - 12:00 AM	-	-	3:00 PM	3:00 PM	12:30 PM	4:15 PM	3:15 PM	3:15 PM	12:00 PM	12:15 PM	1:00 PM	2:00 PM	12:30 PM	3:30 PM	12:30 PM	12:15 PM	12:15 PM	12:15 PM	12:15 PM
Volume Factor	257	0.89	302	408	273	408	259	414	237	530	269	302	258.8	399.8	255.2	356.3	0.99	0.92	

**CITY OF SAN FERNANDO  
ENGINEERING AND TRAFFIC SURVEY  
TO ESTABLISH AN ENFORCABLE SPEED LIMIT**

Survey No.: 2  
 Street: Arroyo Avenue  
 Limits: Glenoaks Boulevard to Fifth Street  
 Existing Speed Limit: 30 MPH

**SPEEDS**

Location of Survey: S/o De Garmo Avenue Date Measured: 2/24/2005  
 Mean Speed (Average): 26 MPH Critical Speed (85<sup>th</sup> Percentile): 32 MPH  
 10 Mile Pace Speed: 21 thru 30 MPH  
 Percentages Related To Pace Speed: 72% within pace 21% over 7% under  
 95<sup>th</sup> Percentile Speed: 36 MPH Range of Speeds: 18 thru 42 MPH

**ROADWAY DESIGN AND TRAFFIC CHARACTERISTICS**

Width: 40 feet Number of travel lanes (both directions): Two thru lanes  
 Segment Length: 0.25 miles  
 Average Daily Traffic: 3,710 vehicles Date Measured: 2/24/2005  
 Existing Conditions: Industrial development on both sides with on street parking allowed;  
 straight alignment

**COLLISION CHARACTERISTICS**

Collision Period Analyzed: 1/1/2001 thru 12/31/2003 (3 years)  
 Total Number of Midblock Collisions: 4 collisions  
 Calculated Collision Rate: 2.54 collisions per million vehicle miles  
 Statewide Average Collision Rate: 1.55 collisions per million vehicle miles  
 Calculated Collision Rate Compared To Statewide Average Rate: More than 2.5 times higher

**SURVEY RESULTS**

Recommendation: The March 11, 2005 engineering and traffic survey summarized above recommended that the existing 30 MPH speed limit be retained. A field review on December 26, 2011 disclosed that no significant changes in roadway or traffic conditions have occurred since 2005. In accordance with California Vehicle Code Section 40802, the March 11, 2005 engineering and traffic survey is extended by three years and now expires on March 11, 2015.

Prepared by: Tom Brohard, PE  
 California Civil Engineer #C24577  
 California Traffic Engineer #TR724  
 Date: March 9, 2012

*Tom Brohard*



**CITY OF SAN FERNANDO  
ENGINEERING AND TRAFFIC SURVEY  
TO ESTABLISH AN ENFORCABLE SPEED LIMIT**

Survey No.: 3  
 Street: Brand Boulevard  
 Limits: Glenoaks Boulevard to Fourth Street  
 Existing Speed Limit: 30 MPH

**SPEEDS**

Location of Survey: S/o De Garmo Avenue Date Measured: 2/24/2005  
 Mean Speed (Average): 30 MPH Critical Speed (85<sup>th</sup> Percentile): 35 MPH  
 10 Mile Pace Speed: 23 thru 32 MPH  
 Percentages Related To Pace Speed: 76% within pace 22% over 2% under  
 95<sup>th</sup> Percentile Speed: 39 MPH Range of Speeds: 20 thru 42 MPH

**ROADWAY DESIGN AND TRAFFIC CHARACTERISTICS**

Width: 36 feet Number of travel lanes (both directions): Two thru lanes  
 Segment Length: 0.50 miles  
 Average Daily Traffic: 5,070 vehicles Date Measured: 2/24/2005  
 Existing Conditions: Residential development on both sides with on-street parking; straight alignment except for horizontal curve at Library Street

**COLLISION CHARACTERISTICS**

Collision Period Analyzed: 1/1/2001 thru 12/31/2003 (3 years)  
 Total Number of Midblock Collisions: 9 collisions  
 Calculated Collision Rate: 2.09 collisions per million vehicle miles  
 Statewide Average Collision Rate: 1.55 collisions per million vehicle miles  
 Calculated Collision Rate Compared To Statewide Average Rate: More than two times higher

**SURVEY RESULTS**

Recommendation: The March 11, 2005 engineering and traffic survey summarized above recommended that the existing 30 MPH speed limit be retained. A field review on December 26, 2011 disclosed that no significant changes in roadway or traffic conditions have occurred since 2005. In accordance with California Vehicle Code Section 40802, the March 11, 2005 engineering and traffic survey is extended by three years and now expires on March 11, 2015.

Prepared by: Tom Brohard, PE  
 California Civil Engineer #C24577  
 California Traffic Engineer #TR724  
 Date: March 9, 2012

*Tom Brohard*



**CITY OF SAN FERNANDO  
ENGINEERING AND TRAFFIC SURVEY  
TO ESTABLISH AN ENFORCABLE SPEED LIMIT**

Survey No.: 4  
Street: Brand Boulevard  
Limits: Fourth Street to Truman Street  
Existing Speed Limit: 30 MPH

**SPEEDS**

Location of Survey: N/o First Street Date Measured: 2/23/2005  
Mean Speed (Average): 34 MPH Critical Speed (85<sup>th</sup> Percentile): 38 MPH  
10 Mile Pace Speed: 28 thru 37 MPH  
Percentages Related To Pace Speed: 78% within pace 16% over 6% under  
95<sup>th</sup> Percentile Speed: 41 MPH Range of Speeds: 24 thru 43 MPH

**ROADWAY DESIGN AND TRAFFIC CHARACTERISTICS**

Width: 56 feet Number of Lanes (Both Directions): Four thru lanes  
Segment Length: 0.30 miles  
Average Daily Traffic: 11,200 vehicles Date Measured: 3/1/2005  
Existing Conditions: Mixed development on both sides; some midblock on street parking; straight alignment; at grade railroad crossing; junior high school on east side

**COLLISION CHARACTERISTICS**


Collision Period Analyzed: 1/1/2001 thru 12/31/2003 (3 years)  
Total Number of Midblock Collisions: 7 collisions  
Calculated Collision Rate: 1.90 collisions per million vehicle miles  
Statewide Average Collision Rate: 1.55 collisions per million vehicle miles  
Calculated Collision Rate Compared To Statewide Average Rate: Slightly higher than average

**SURVEY RESULTS**

Recommendation: The March 11, 2005 engineering and traffic survey summarized above recommended that the existing 30 MPH speed limit be retained. A field review on December 26, 2011 disclosed that no significant changes in roadway or traffic conditions have occurred since 2005. In accordance with California Vehicle Code Section 40802, the March 11, 2005 engineering and traffic survey is extended by three years and now expires on March 11, 2015.

Prepared by: Tom Brohard, PE  
California Civil Engineer #C24577  
California Traffic Engineer #TR724  
Date: March 9, 2012

*Tom Brohard*





**CITY OF SAN FERNANDO  
ENGINEERING AND TRAFFIC SURVEY  
TO ESTABLISH AN ENFORCABLE SPEED LIMIT**

Survey No.: 5  
 Street: Brand Boulevard  
 Limits: Truman Street to South City Limit  
 Existing Speed Limit: 35 MPH

**SPEEDS**

Location of Survey: S/o Hollister Street Date Measured: 2/23/2005  
 Mean Speed (Average): 30 MPH Critical Speed (85<sup>th</sup> Percentile): 35 MPH  
 10 Mile Pace Speed: 27 thru 36 MPH  
 Percentages Related To Pace Speed: 77% within pace 5% over 18% under  
 95<sup>th</sup> Percentile Speed: 38 MPH Range of Speeds: 19 thru 44 MPH

**ROADWAY DESIGN AND TRAFFIC CHARACTERISTICS**

Width: 96 feet and variable Number of Lanes (Both Directions): Four thru lanes  
 Segment Length: 0.60 miles  
 Average Daily Traffic: 14,700 vehicles Date Measured: 3/1/2005  
 Existing Conditions: Commercial development toward north and fronting residential toward south; on street parking on both sides; wide landscaped raised median; straight alignment

**COLLISION CHARACTERISTICS**

Collision Period Analyzed: 1/1/2001 thru 12/31/2003 (3 years)  
 Total Number of Midblock Collisions: 30 collisions  
 Calculated Collision Rate: 3.11 collisions per million vehicle miles  
 Statewide Average Collision Rate: 2.14 collisions per million vehicle miles  
 Calculated Collision Rate Compared To Statewide Average Rate: Nearly 1.5 times higher

**SURVEY RESULTS**

Recommendation: The March 11, 2005 engineering and traffic survey summarized above recommended that the existing 35 MPH speed limit be retained. A field review on December 26, 2011 disclosed that no significant changes in roadway or traffic conditions have occurred since 2005. In accordance with California Vehicle Code Section 40802, the March 11, 2005 engineering and traffic survey is extended by three years and now expires on March 11, 2015.

Prepared by: Tom Brohard, PE  
 California Civil Engineer #C24577  
 California Traffic Engineer #TR724  
 Date: March 9, 2012

*Tom Brohard*



**CITY OF SAN FERNANDO  
ENGINEERING AND TRAFFIC SURVEY  
TO ESTABLISH AN ENFORCABLE SPEED LIMIT**

Survey No.: 6  
 Street: Chatsworth Drive  
 Limits: San Fernando Road to South City Limit  
 Existing Speed Limit: 30 MPH

**SPEEDS**

Location of Survey: S/o Hollister Street Date Measured: 2/23/2005  
 Mean Speed (Average): 29 MPH Critical Speed (85<sup>th</sup> Percentile): 34 MPH  
 10 Mile Pace Speed: 24 thru 33 MPH  
 Percentages Related To Pace Speed: 75% within pace 16% over 9% under  
 95<sup>th</sup> Percentile Speed: 37 MPH Range of Speeds: 20 thru 39 MPH

**ROADWAY DESIGN AND TRAFFIC CHARACTERISTICS**

Width: 40 feet Number of Lanes (Both Directions): Two thru lanes  
 Segment Length: 0.55 miles  
 Average Daily Traffic: 4,370 vehicles Date Measured: 3/1/2005  
 Existing Conditions: Commercial development toward north and fronting residential development toward south; on street parking on both sides; straight alignment; school crossings at several intersections toward south end

**COLLISION CHARACTERISTICS**

Collision Period Analyzed: 1/1/2001 thru 12/31/2003 (3 years)  
 Total Number of Midblock Collisions: 8 collisions  
 Calculated Collision Rate: 3.04 collisions per million vehicle miles  
 Statewide Average Collision Rate: 1.55 collisions per million vehicle miles  
 Calculated Collision Rate Compared To Statewide Average Rate: Nearly two times higher

**SURVEY RESULTS**

Recommendation: The March 11, 2005 engineering and traffic survey summarized above recommended that the existing 30 MPH speed limit be retained. A field review on December 26, 2011 disclosed that no significant changes in roadway or traffic conditions have occurred since 2005. In accordance with California Vehicle Code Section 40802, the March 11, 2005 engineering and traffic survey is extended by three years and now expires on March 11, 2015.

Prepared by: Tom Brohard, PE  
 California Civil Engineer #C24577  
 California Traffic Engineer #TR724  
 Date: March 9, 2012

*Tom Brohard*



**CITY OF SAN FERNANDO  
ENGINEERING AND TRAFFIC SURVEY  
TO ESTABLISH AN ENFORCABLE SPEED LIMIT**

Survey No.: 7  
Street: Eighth Street  
Limits: West City Limit to Maclay Avenue  
Existing Speed Limit: 25 MPH

**SPEEDS**

Location of Survey: E/o Fermoore Street Date Measured: 2/23/2005  
Mean Speed (Average): 23 MPH Critical Speed (85<sup>th</sup> Percentile): 28 MPH  
10 Mile Pace Speed: 18 thru 27 MPH  
Percentages Related To Pace Speed: 73% within pace 16% over 11% under  
95<sup>th</sup> Percentile Speed: 29 MPH Range of Speeds: 15 thru 31 MPH

**ROADWAY DESIGN AND TRAFFIC CHARACTERISTICS**

Width: 36 feet Number of Lanes (Both Directions): Two thru lanes  
Segment Length: 0.78 miles  
Average Daily Traffic: 1,740 vehicles Date Measured: 2/24/2005  
Existing Conditions: Fronting residential development with on street parking on both sides;  
straight alignment; speed humps (No changes in 2012)

**COLLISION CHARACTERISTICS**


Collision Period Analyzed: 1/1/2001 thru 12/31/2003 (3 years)  
Total Number of Midblock Collisions: 7 collisions  
Calculated Collision Rate: 4.71 collisions per million vehicle miles  
Statewide Average Collision Rate: 1.55 collisions per million vehicle miles  
Calculated Collision Rate Compared To Statewide Average Rate: Over three times average

**SURVEY RESULTS**

Recommendation: The March 11, 2005 engineering and traffic survey summarized above recommended that the existing 25 MPH speed limit be retained. A field review on December 26, 2011 disclosed that no significant changes in roadway or traffic conditions have occurred since 2005. In accordance with California Vehicle Code Section 40802, the March 11, 2005 engineering and traffic survey is extended by three years and now expires on March 11, 2015.

Prepared by: Tom Brohard, PE  
California Civil Engineer #C24577  
California Traffic Engineer #TR724  
Date: March 9, 2012

*Tom Brohard*



**CITY OF SAN FERNANDO  
ENGINEERING AND TRAFFIC SURVEY  
TO ESTABLISH AN ENFORCABLE SPEED LIMIT**

Survey No.: 8  
Street: Fifth Street  
Limits: West City Limit to Maclay Avenue  
Existing Speed Limit: 30 MPH

**SPEEDS**

Location of Survey: E/o Fermore Street Date Measured: 2/23/2005  
Mean Speed (Average): 34 MPH Critical Speed (85<sup>th</sup> Percentile): 39 MPH  
10 Mile Pace Speed: 28 thru 37 MPH  
Percentages Related To Pace Speed: 75% within pace 20% over 5% under  
95<sup>th</sup> Percentile Speed: 43 MPH Range of Speeds: 22 thru 48 MPH

**ROADWAY DESIGN AND TRAFFIC CHARACTERISTICS**

Width: 36 feet Number of Lanes (Both Directions): Two thru lanes  
Segment Length: 0.70 miles  
Average Daily Traffic: 3,290 vehicles Date Measured: 2/24/2005  
Existing Conditions: Fronting residential development with on street parking on both sides; commercial on both sides at east end; straight alignment

**COLLISION CHARACTERISTICS**


Collision Period Analyzed: 1/1/2001 thru 12/31/2003 (3 years)  
Total Number of Midblock Collisions: 8 collisions  
Calculated Collision Rate: 3.17 collisions per million vehicle miles  
Statewide Average Collision Rate: 1.55 collisions per million vehicle miles  
Calculated Collision Rate Compared To Statewide Average Rate: More than double the average

**SURVEY RESULTS**

Recommendation: The March 11, 2005 engineering and traffic survey summarized above recommended that the existing 30 MPH speed limit be retained. A field review on December 26, 2011 disclosed that no significant changes in roadway or traffic conditions have occurred since 2005. In accordance with California Vehicle Code Section 40802, the March 11, 2005 engineering and traffic survey is extended by three years and now expires on March 11, 2015.

Prepared by: Tom Brohard, PE  
California Civil Engineer #C24577  
California Traffic Engineer #TR724  
Date: March 9, 2012

*Tom Brohard*



**CITY OF SAN FERNANDO  
ENGINEERING AND TRAFFIC SURVEY  
TO ESTABLISH AN ENFORCABLE SPEED LIMIT**

Survey No.: 9  
 Street: Fifth Street  
 Limits: Maclay Avenue to East City Limit  
 Existing Speed Limit: 30 MPH

**SPEEDS**

Location of Survey: E/o Newton Street Date Measured: 2/24/2005  
 Mean Speed (Average): 29 MPH Critical Speed (85<sup>th</sup> Percentile): 33 MPH  
 10 Mile Pace Speed: 24 thru 33 MPH  
 Percentages Related To Pace Speed: 79% within pace 14% over 7% under  
 95<sup>th</sup> Percentile Speed: 36 MPH Range of Speeds: 18 thru 38 MPH

**ROADWAY DESIGN AND TRAFFIC CHARACTERISTICS**

Width: 40 feet Number of Lanes (Both Directions): Two thru lanes  
 Segment Length: 0.55 miles  
 Average Daily Traffic: 4,100 vehicles Date Measured: 2/24/2005  
 Existing Conditions: School on south side east of Maclay Avenue, fronting residential with on street parking on both sides to the west; industrial development with on street parking on both sides to the east; straight alignment; bridge connection at east end

**COLLISION CHARACTERISTICS**


Collision Period Analyzed: 1/1/2001 thru 12/31/2003 (3 years)  
 Total Number of Midblock Collisions: 8 collisions  
 Calculated Collision Rate: 3.24 collisions per million vehicle miles  
 Statewide Average Collision Rate: 1.55 collisions per million vehicle miles  
 Calculated Collision Rate Compared To Statewide Average Rate: More than double the average

**SURVEY RESULTS**

Recommendation: The March 11, 2005 engineering and traffic survey summarized above recommended that the existing 30 MPH speed limit be retained. A field review on December 26, 2011 disclosed that no significant changes in roadway or traffic conditions have occurred since 2005. In accordance with California Vehicle Code Section 40802, the March 11, 2005 engineering and traffic survey is extended by three years and now expires on March 11, 2015.

Prepared by: Tom Brohard, PE  
 California Civil Engineer #C24577  
 California Traffic Engineer #TR724  
 Date: March 9, 2012

*Tom Brohard*



**CITY OF SAN FERNANDO  
ENGINEERING AND TRAFFIC SURVEY  
TO ESTABLISH AN ENFORCABLE SPEED LIMIT**

Survey No.: 10  
 Street: First Street  
 Limits: Hubbard Street to Maclay Avenue  
 Existing Speed Limit: 30 MPH

**SPEEDS**

Location of Survey: E/o Orange Grove Avenue Date Measured: 2/24/2005  
 Mean Speed (Average): 30 MPH Critical Speed (85<sup>th</sup> Percentile): 37 MPH  
 10 Mile Pace Speed: 24 thru 33 MPH  
 Percentages Related To Pace Speed: 71% within pace 27% over 2% under  
 95<sup>th</sup> Percentile Speed: 41 MPH Range of Speeds: 20 thru 45 MPH

**ROADWAY DESIGN AND TRAFFIC CHARACTERISTICS**

Width: 40 to 44 feet Number of Lanes (Both Directions): Two thru lanes  
 Segment Length: 0.70 miles  
 Average Daily Traffic: 3,800 vehicles Date Measured: 3/1/2005  
 Existing Conditions: Industrial development with on street parking on both sides; commercial development with parking on both sides at east end; straight alignment

**COLLISION CHARACTERISTICS**


Collision Period Analyzed: 1/1/2001 thru 12/31/2003 (3 years)  
 Total Number of Midblock Collisions: 9 collisions  
 Calculated Collision Rate: 3.09 collisions per million vehicle miles  
 Statewide Average Collision Rate: 1.55 collisions per million vehicle miles  
 Calculated Collision Rate Compared To Statewide Average Rate: Nearly double the average

**SURVEY RESULTS**

Recommendation: The March 11, 2005 engineering and traffic survey summarized above recommended that the existing 30 MPH speed limit be retained. A field review on December 26, 2011 disclosed that no significant changes in roadway or traffic conditions have occurred since 2005. In accordance with California Vehicle Code Section 40802, the March 11, 2005 engineering and traffic survey is extended by three years and now expires on March 11, 2015.

Prepared by: Tom Brohard, PE  
 California Civil Engineer #C24577  
 California Traffic Engineer #TR724  
 Date: March 9, 2012

*Tom Brohard*



**CITY OF SAN FERNANDO  
ENGINEERING AND TRAFFIC SURVEY  
TO ESTABLISH AN ENFORCABLE SPEED LIMIT**

Survey No.: 11  
 Street: Fourth Street  
 Limits: West City Limit to Maclay Avenue  
 Existing Speed Limit: 30 MPH

**SPEEDS**

Location of Survey: E/o Fermore Street Date Measured: 2/24/2005  
 Mean Speed (Average): 33 MPH Critical Speed (85<sup>th</sup> Percentile): 38 MPH  
 10 Mile Pace Speed: 30 thru 39 MPH  
 Percentages Related To Pace Speed: 73% within pace 8% over 19% under  
 95<sup>th</sup> Percentile Speed: 41 MPH Range of Speeds: 21 thru 45 MPH

**ROADWAY DESIGN AND TRAFFIC CHARACTERISTICS**

Width: 40 feet Number of Lanes (Both Directions): Two thru lanes  
 Segment Length: 0.75 miles  
 Average Daily Traffic: 5,210 vehicles Date Measured: 3/1/2005  
 Existing Conditions: Residential development with on street parking on both sides; commercial development with on street parking on both sides at east end; straight alignment

**COLLISION CHARACTERISTICS**


Collision Period Analyzed: 1/1/2001 thru 12/31/2003 (3 years)  
 Total Number of Midblock Collisions: 12 collisions  
 Calculated Collision Rate: 2.80 collisions per million vehicle miles  
 Statewide Average Collision Rate: 1.55 collisions per million vehicle miles  
 Calculated Collision Rate Compared To Statewide Average Rate: Nearly double the average

**SURVEY RESULTS**

Recommendation: The March 11, 2005 engineering and traffic survey summarized above recommended that the existing 30 MPH speed limit be retained. A field review on December 26, 2011 disclosed that no significant changes in roadway or traffic conditions have occurred since 2005. In accordance with California Vehicle Code Section 40802, the March 11, 2005 engineering and traffic survey is extended by three years and now expires on March 11, 2015.

Prepared by: Tom Brohard, PE  
 California Civil Engineer #C24577  
 California Traffic Engineer #TR724  
 Date: March 9, 2012

*Tom Brohard*



**CITY OF SAN FERNANDO  
ENGINEERING AND TRAFFIC SURVEY  
TO ESTABLISH AN ENFORCABLE SPEED LIMIT**

Survey No.: 12  
Street: Fourth Street  
Limits: Maclay Avenue to East City Limit  
Existing Speed Limit: 30 MPH

**SPEEDS**

Location of Survey: E/o Newton Street Date Measured: 2/24/2005  
Mean Speed (Average): 28 MPH Critical Speed (85<sup>th</sup> Percentile): 33 MPH  
10 Mile Pace Speed: 24 thru 33 MPH  
Percentages Related To Pace Speed: 80% within pace 10% over 10% under  
95<sup>th</sup> Percentile Speed: 35 MPH Range of Speeds: 20 thru 39 MPH

**ROADWAY DESIGN AND TRAFFIC CHARACTERISTICS**

Width: 40 feet Number of Lanes (Both Directions): Two thru lanes  
Segment Length: 0.55 miles  
Average Daily Traffic: 7,270 vehicles Date Measured: 3/1/2005  
Existing Conditions: Commercial development at west end, then residential development, and then park and industrial development at east end; on street parking both sides throughout; straight alignment with bridge over wash at east end

**COLLISION CHARACTERISTICS**


Collision Period Analyzed: 1/1/2001 thru 12/31/2003 (3 years)  
Total Number of Midblock Collisions: 12 collisions  
Calculated Collision Rate: 2.74 collisions per million vehicle miles  
Statewide Average Collision Rate: 1.55 collisions per million vehicle miles  
Calculated Collision Rate Compared To Statewide Average Rate: Nearly double the average

**SURVEY RESULTS**

Recommendation: The March 11, 2005 engineering and traffic survey summarized above recommended that the existing 30 MPH speed limit be retained. A field review on December 26, 2011 disclosed that no significant changes in roadway or traffic conditions have occurred since 2005. In accordance with California Vehicle Code Section 40802, the March 11, 2005 engineering and traffic survey is extended by three years and now expires on March 11, 2015.

Prepared by: Tom Brohard, PE  
California Civil Engineer #C24577  
California Traffic Engineer #TR724  
Date: March 9, 2012

*Tom Brohard*





**CITY OF SAN FERNANDO  
ENGINEERING AND TRAFFIC SURVEY  
TO ESTABLISH AN ENFORCABLE SPEED LIMIT**

Survey No.: 13  
 Street: Glenoaks Boulevard  
 Limits: West City Limit to Maclay Avenue  
 Existing Speed Limit: 40 MPH

**SPEEDS**

Location of Survey: W/o Fermore Street Date Measured: 2/24/2005  
 Mean Speed (Average): 38 MPH Critical Speed (85<sup>th</sup> Percentile): 45 MPH  
 10 Mile Pace Speed: 33 thru 42 MPH  
 Percentages Related To Pace Speed: 68% within pace 22% over 10% under  
 95<sup>th</sup> Percentile Speed: 50 MPH Range of Speeds: 27 thru 54 MPH

**ROADWAY DESIGN AND TRAFFIC CHARACTERISTICS**

Width: 60 feet Number of Lanes (Both Directions): Four thru lanes  
 Segment Length: 0.73 miles  
 Average Daily Traffic: 19,700 vehicles Date Measured: 2/24/2005  
 Existing Conditions: Commercial development at west and east ends; mixed development in center area; left turn lanes at major intersections and at west end; on street parking allowed in areas without left turn lanes; straight alignment

**COLLISION CHARACTERISTICS**


Collision Period Analyzed: 1/1/2001 thru 12/31/2003 (3 years)  
 Total Number of Midblock Collisions: 40 collisions  
 Calculated Collision Rate: 2.54 collisions per million vehicle miles  
 Statewide Average Collision Rate: 2.14 collisions per million vehicle miles  
 Calculated Collision Rate Compared To Statewide Average Rate: Slightly higher than average

**SURVEY RESULTS**

Recommendation: The March 11, 2005 engineering and traffic survey summarized above recommended that the existing 40 MPH speed limit be retained. A field review on December 26, 2011 disclosed that no significant changes in roadway or traffic conditions have occurred since 2005. In accordance with California Vehicle Code Section 40802, the March 11, 2005 engineering and traffic survey is extended by three years and now expires on March 11, 2015.

Prepared by: Tom Brohard, PE  
 California Civil Engineer #C24577  
 California Traffic Engineer #TR724  
 Date: March 9, 2012

*Tom Brohard*



**CITY OF SAN FERNANDO  
ENGINEERING AND TRAFFIC SURVEY  
TO ESTABLISH AN ENFORCABLE SPEED LIMIT**

Survey No.: 14  
 Street: Glenoaks Boulevard  
 Limits: Maclay Avenue to East City Limit  
 Existing Speed Limit: 40 MPH

**SPEEDS**

Location of Survey: E/o Newton Street Date Measured: 2/24/2005  
 Mean Speed (Average): 37 MPH Critical Speed (85<sup>th</sup> Percentile): 43 MPH  
 10 Mile Pace Speed: 34 thru 43 MPH  
 Percentages Related To Pace Speed: 76% within pace 10% over 14% under  
 95<sup>th</sup> Percentile Speed: 46 MPH Range of Speeds: 26 thru 52 MPH

**ROADWAY DESIGN AND TRAFFIC CHARACTERISTICS**

Width: 60 feet Number of Lanes (Both Directions): Four thru lanes  
 Segment Length: 0.55 miles  
 Average Daily Traffic: 20,800 vehicles Date Measured: 2/24/2005  
 Existing Conditions: Commercial development at west end and industrial development at east end, residential development in center section; left turn lanes at major intersections; on street parking allowed in areas without left turn lanes; bridge over wash at east end; straight alignment

**COLLISION CHARACTERISTICS**

Collision Period Analyzed: 1/1/2001 thru 12/31/2003 (3 years)  
 Total Number of Midblock Collisions: 29 collisions  
 Calculated Collision Rate: 2.32 collisions per million vehicle miles  
 Statewide Average Collision Rate: 2.14 collisions per million vehicle miles  
 Calculated Collision Rate Compared To Statewide Average Rate: Slightly higher than average

**SURVEY RESULTS**

Recommendation: The March 11, 2005 engineering and traffic survey summarized above recommended that the existing 40 MPH speed limit be retained. A field review on December 26, 2011 disclosed that no significant changes in roadway or traffic conditions have occurred since 2005. In accordance with California Vehicle Code Section 40802, the March 11, 2005 engineering and traffic survey is extended by three years and now expires on March 11, 2015.

Prepared by: Tom Brohard, PE  
 California Civil Engineer #C24577  
 California Traffic Engineer #TR724  
 Date: March 9, 2012

*Tom Brohard*



**CITY OF SAN FERNANDO  
ENGINEERING AND TRAFFIC SURVEY  
TO ESTABLISH AN ENFORCABLE SPEED LIMIT**

Survey No.: 15  
 Street: Harding Avenue  
 Limits: North City Limit to Glenoaks Boulevard  
 Existing Speed Limit: 30 MPH

**SPEEDS**

Location of Survey: N/o Seventh Street Date Measured: 1/11/2012 from 10 AM to Noon  
 Mean Speed (Average): 21 MPH Critical Speed (85<sup>th</sup> Percentile): 25 MPH  
 10 Mile Pace Speed: 16 to 26 MPH  
 Percentages Related To Pace Speed: 77% within pace  
 90<sup>th</sup> Percentile Speed: 26 MPH

**ROADWAY DESIGN AND TRAFFIC CHARACTERISTICS**

Width: 36 feet Number of Lanes (Both Directions): Two thru lanes  
 Segment Length: 0.53 miles  
 Average Daily Traffic: 2,000 vehicles Date Measured: 1/11/2012  
 Existing Conditions: Adjacent fronting residential development with on street parking allowed on both sides; straight alignment; speed humps

**COLLISION CHARACTERISTICS**


Collision Period Analyzed: 1/1/2008 thru 12/31/2010 (3 years)  
 Total Number of Midblock Collisions: 3 collisions  
 Calculated Collision Rate: 2.58 collisions per million vehicles  
 Statewide Average Collision Rate: 1.69 collisions per million vehicles  
 Calculated Collision Rate Compared To Statewide Average Rate: 50% higher than average

**SURVEY RESULTS**

Recommendation: In accordance with applicable provisions of the California Vehicle Code and Section 2B.13 of the 2012 California MUTCD, the Engineering and Traffic Survey including the analysis of the speed measurements indicates the speed limit should be set at the 85<sup>th</sup> percentile speed (Option 1) of 25 MPH, and that the existing speed limit of 30 MPH should be reduced to 25 MPH.

Prepared by: Tom Brohard, PE  
 California Civil Engineer #C24577  
 California Traffic Engineer #TR724  
 Date: April 5, 2012

*Tom Brohard*



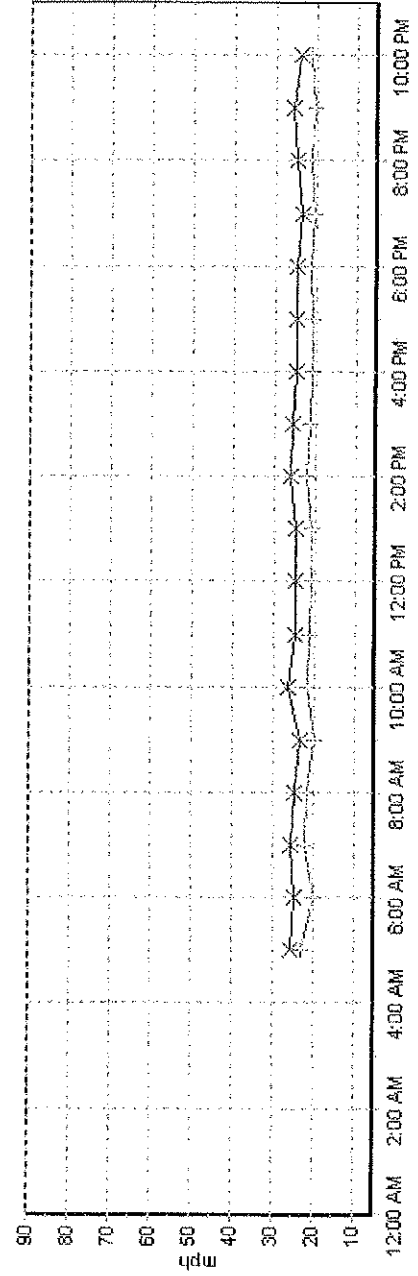
City Of San Fernando - Public Works Department  
 117 Macneil Street  
 San Fernando, CA 91340

Description 1: Harding Ave  
 Description 2: Seventh St  
 Description 3: Eighth St

Site: 000000000000  
 Date: 1/11/2012  
 Wednesday

Daily Speed Statistics  
 Combined Channels

AM	12:00	1:00	2:00	3:00	4:00	5:00	6:00	7:00	8:00	9:00	10:00	11:00	12:00	1:00	2:00	3:00	4:00	5:00	6:00	7:00	8:00	9:00	10:00	11:00
Count	7	2	3	5	8	41	49	203	144	62	64	93	97	99	139	165	169	223	136	109	81	53	29	16
Minimum	10.6	15.3	20.0	20.7	18.1	13.5	12.6	9.2	9.2	10.9	8.4	8.0	9.0	7.8	11.0	12.3	10.5	10.1	7.7	10.7	11.1	8.5	13.5	13.8
Maximum	24.0	16.1	24.2	28.6	32.7	32.7	29.2	30.3	35.0	33.1	34.2	62.1	31.0	32.4	30.7	38.2	35.0	36.3	41.4	33.1	32.0	30.4	28.4	33.5
Average	-	-	-	-	-	22.2	20.1	22.3	21.6	19.7	21.1	21.1	20.5	20.6	22.2	21.7	20.9	20.8	21.0	20.1	21.1	20.9	21.0	-
Median	-	-	-	-	-	22.9	19.7	21.9	21.6	19.7	21.4	21.3	20.7	20.7	22.1	21.3	20.7	20.8	21.3	20.4	21.0	20.3	21.3	-
Pace	-	-	-	-	-	16.0	13.2	17.1	15.3	13.1	17.2	15.5	14.7	15.3	16.6	14.7	16.2	16.5	17.5	14.6	15.8	16.5	15.6	-
Range	-	-	-	-	-	26.0	23.2	27.1	25.3	23.1	27.2	25.5	24.7	25.3	26.6	24.7	26.2	26.5	27.5	24.6	25.8	26.5	25.6	-
Count	-	-	-	-	-	31	38	160	122	51	45	76	72	78	116	131	137	172	107	93	68	41	26	-
Percentiles	-	-	-	-	-	76 %	78 %	79 %	85 %	82 %	70 %	82 %	74 %	79 %	83 %	79 %	81 %	77 %	79 %	85 %	84 %	77 %	90 %	-
10 %	-	-	-	-	-	15.4	14.1	16.2	16.0	14.4	13.7	15.5	14.4	14.8	16.7	16.6	15.7	15.0	14.9	15.0	16.5	15.0	15.6	-
15 %	-	-	-	-	-	16.2	15.4	17.2	16.9	14.7	15.7	16.0	15.4	15.7	18.2	17.6	17.1	15.9	16.5	16.0	17.0	16.5	17.0	-
50 %	-	-	-	-	-	22.9	19.6	21.7	21.6	19.6	21.0	21.1	20.7	20.5	22.1	21.3	20.5	20.7	21.3	20.3	20.8	20.3	21.3	-
85 %	-	-	-	-	-	25.7	24.4	25.7	24.8	23.1	26.4	24.4	24.8	24.8	25.9	25.7	24.8	24.8	24.8	23.5	24.8	25.7	23.6	-
90 %	-	-	-	-	-	26.1	26.8	26.8	25.5	23.6	26.8	24.8	26.1	26.1	26.6	26.8	26.1	25.9	25.9	24.0	25.7	27.1	24.4	-
Exceeded	-	-	-	-	-	0	0	2	0	0	0	1	0	0	0	0	0	0	0	0	0	0	0	-
45	-	-	-	-	-	0 %	0 %	1.0 %	0 %	0 %	0 %	1.1 %	0 %	0 %	0 %	0 %	0 %	0 %	0 %	0 %	0 %	0 %	0 %	-
55	-	-	-	-	-	0	0	2	0	0	0	1	0	0	0	0	0	0	0	0	0	0	0	-
65	-	-	-	-	-	0 %	0 %	1.0 %	0 %	0 %	0 %	1.1 %	0 %	0 %	0 %	0 %	0 %	0 %	0 %	0 %	0 %	0 %	0 %	-
	-	-	-	-	-	0	0	1	0	0	0	0	0	0	0	0	0	0	0	0	0	0	0	-
	-	-	-	-	-	0 %	0 %	0.5 %	0 %	0 %	0 %	0 %	0 %	0 %	0 %	0 %	0 %	0 %	0 %	0 %	0 %	0 %	0 %	-



◆ Median  
 \* 85th Percentile

City Of San Fernando - Public Works Department  
 117 Macneil Street  
 San Fernando, CA 91340

Description 1: Harding Ave  
 Description 2: Seventh St  
 Description 3: Eighth St

Site: 00000000000000

Weekly Volume

Interval Begin	Mon 1/9/2012		Tue 1/10/2012		Wed 1/11/2012		Thu 1/12/2012		Fri 1/13/2012		Sat 1/14/2012		Sun 1/15/2012		Mon - Fri Average		Week Average	
	N	S	N	S	N	S	N	S	N	S	N	S	N	S	N	S	N	S
12:00 AM	-	-	3	5	6	6	17	13	14	14	14	14	14	14	3.5	4.0	7.5	7.2
1:00 AM	-	-	1	3	3	3	12	7	8	10	8	10	8	1.8	1.8	4.5	3.8	
2:00 AM	-	-	0	3	2	2	8	2	2	2	2	2	2	2.5	1.3	5.2	2.0	
3:00 AM	-	-	1	2	2	2	2	2	2	2	2	2	2	2.0	1.3	2.8	3.2	
4:00 AM	-	-	3	5	5	5	4	4	4	4	4	4	4	4.0	5.3	3.8	4.3	
5:00 AM	-	-	24	25	21	21	25	21	25	21	25	21	25	21.8	23.8	17.8	18.2	
6:00 AM	-	-	29	34	28	28	34	28	29	29	34	28	30	28.0	28.0	22.3	24.0	
7:00 AM	-	-	112	100	99	99	117	97	104	97	117	97	117	107.5	97.3	78.0	70.3	
8:00 AM	-	-	68	78	73	73	70	78	65	62	78	65	78	66.5	66.8	56.3	54.5	
9:00 AM	-	-	38	40	35	35	40	37	37	35	40	37	40	32.3	34.5	36.7	38.7	
10:00 AM	23	23	32	32	36	36	46	46	42	42	46	42	46	33.1	33.1	41.9	39.3	
11:00 AM	48	42	42	42	49	44	33	40	52	47	63	61	59	44.8	42.0	49.6	47.1	
12:00 PM	51	59	39	30	41	56	26	42	40	52	74	68	51	39.4	47.8	49.0	52.0	
1:00 PM	55	62	65	74	49	50	45	48	46	71	76	74	70	52.0	61.0	58.6	62.4	
2:00 PM	73	79	77	71	72	67	63	62	89	71	68	65	70	74.8	68.2	71.4	67.6	
3:00 PM	93	70	79	71	88	77	108	109	94	88	66	77	62	88.4	88.6	81.4	83.3	
4:00 PM	70	101	81	76	76	98	80	86	76	96	77	62	63	75.6	91.4	73.4	80.6	
5:00 PM	92	100	105	107	105	118	81	107	90	102	88	69	69	91.8	107.4	88.0	94.7	
6:00 PM	71	71	65	67	65	71	74	67	108	87	59	41	56	74.4	74.4	69.4	69.6	
7:00 PM	49	50	46	58	46	63	56	49	66	64	40	44	54	55.0	56.8	51.3	53.4	
8:00 PM	41	43	42	43	42	39	58	43	51	47	42	38	47	44.8	43.0	43.4	43.7	
9:00 PM	33	32	31	39	35	35	26	39	26	37	32	30	23	27.2	34.8	28.1	32.7	
10:00 PM	7	17	18	18	11	11	22	18	33	29	23	21	25	19.4	17.4	20.1	19.7	
11:00 PM	10	9	6	7	10	10	10	7	25	19	24	10	10	10.4	10.4	12.3	13.6	
Totals	716	758	969	1024	1099	1028	1005	1024	1099	1126	945	860	837	1008.4	1039.8	973.1	985.9	
Combined Split (%)	1474	1474	1963	1963	2029	2029	2029	2029	2225	2225	1846	1697	1697	2048.1	2048.1	1958.9	1958.9	
Peak Hours																		
12:00 AM - 1:00 AM	10:45 AM	10:45 AM	7:15 AM	7:30 AM	7:15 AM	7:30 AM	7:15 AM	7:30 AM	7:15 AM	7:15 AM	11:00 AM	10:15 AM	9:15 AM	7:15 AM	7:30 AM	7:15 AM	7:30 AM	7:30 AM
Volume Factor	51	48	123	118	136	129	136	118	112	112	63	61	69	62	123.8	116.5	90.0	84.2
	0.85	0.86	0.83	0.78	0.81	0.77	0.81	0.78	0.88	0.82	0.83	0.90	0.91	0.70	0.84	0.75	0.88	0.77
12:00 PM - 1:00 PM	5:15 PM	4:15 PM	5:00 PM	3:00 PM	3:00 PM	5:00 PM	3:00 PM	3:00 PM	6:00 PM	3:15 PM	5:15 PM	12:45 PM	1:30 PM	5:00 PM	5:00 PM	5:00 PM	5:00 PM	5:00 PM
Volume Factor	105	111	105	109	108	118	108	109	108	106	99	78	78	72	91.8	107.4	88.0	94.7
	0.91	0.79	0.85	0.78	0.96	0.82	0.96	0.78	0.82	0.80	0.83	0.76	0.82	0.91	0.88	0.91	0.91	0.91

**CITY OF SAN FERNANDO  
ENGINEERING AND TRAFFIC SURVEY  
TO ESTABLISH AN ENFORCABLE SPEED LIMIT**

Survey No.: 16  
 Street: Harding Avenue  
 Limits: Glenoaks Boulevard to Fourth Street  
 Existing Speed Limit: 30 MPH

**SPEEDS**

Location of Survey: S/o Library Street      Date Measured: 1/11/2012 from 10 AM to Noon  
 Mean Speed (Average): 24 MPH      Critical Speed (85<sup>th</sup> Percentile): 29 MPH  
 10 Mile Pace Speed: 20 to 30 MPH  
 Percentages Related To Pace Speed: 73% within pace  
 90<sup>th</sup> Percentile Speed: 30 MPH

**ROADWAY DESIGN AND TRAFFIC CHARACTERISTICS**

Width: 36 feet      Number of Lanes (Both Directions): Two thru lanes  
 Segment Length: 0.50 miles  
 Average Daily Traffic: 1,510 vehicles      Date Measured: 1/11/2012  
 Existing Conditions: Adjacent fronting residential development with on street parking allowed on both sides; straight alignment; speed hump north of Fourth Street

**COLLISION CHARACTERISTICS**

Collision Period Analyzed: 1/1/2008 thru 12/31/2010 (3 years)  
 Total Number of Midblock Collisions: 4 collisions  
 Calculated Collision Rate: 4.84 collisions per million vehicle miles  
 Statewide Average Collision Rate: 1.69 collisions per million vehicle miles  
 Calculated Collision Rate Compared To Statewide Average Rate: Over 2.5 times the average

**SURVEY RESULTS**

Recommendation: In accordance with applicable provisions of the California Vehicle Code and Section 2B.13 of the 2012 California MUTCD, the Engineering and Traffic Survey including the analysis of speed measurements indicates the 85<sup>th</sup> percentile speed of 29 MPH should initially be rounded up to 30 MPH. Reducing the speed limit to 25 MPH (Option 1) is justified based on the high collision history (a condition not readily apparent) as well as by the alternative method to round down to 25 MPH (Option 2), and that the existing speed limit of 30 MPH should be reduced to 25 MPH.

Prepared by: Tom Brohard, PE  
 California Civil Engineer #C24577  
 California Traffic Engineer #TR724  
 Date: April 5, 2012

*Tom Brohard*



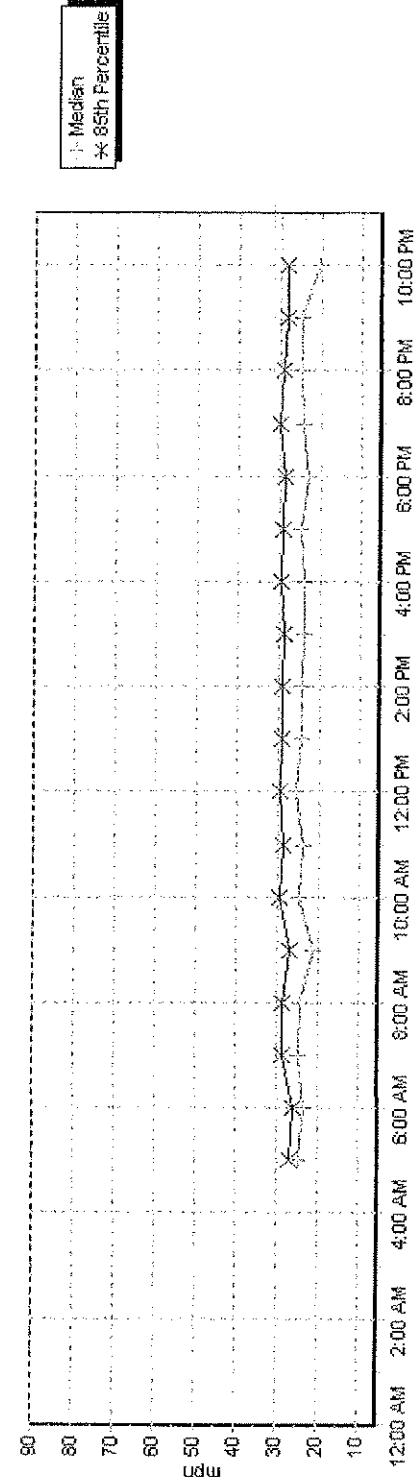
City Of San Fernando - Public Works Department  
 117 Macneil Street  
 San Fernando, CA 91340

Description 1: Harding Avenue  
 Description 2: Fourth Street  
 Description 3: Library Street

Site: 0000000000  
 Date: 1/11/2012  
 Wednesday

Daily Speed Statistics  
 Combined Channels

mph	12:00 AM	1:00 AM	2:00 AM	3:00 AM	4:00 AM	5:00 AM	6:00 AM	7:00 AM	8:00 AM	9:00 AM	10:00 AM	11:00 AM
Count	6	3	1	1	6	22	28	175	97	51	58	77
Minimum	21.9	18.1	25.7	21.4	15.9	13.1	9.5	6.7	8.6	7.0	9.7	6.4
Maximum	26.4	31.7	25.7	21.4	28.9	35.5	30.4	35.9	42.6	33.5	40.3	34.2
Average	-	-	-	-	-	24.0	22.8	24.0	23.5	20.7	24.6	23.3
Median	-	-	-	-	-	24.8	23.3	24.6	24.0	21.1	24.6	23.6
Range	-	-	-	-	-	19.7 - 17.1	19.1 - 17.3	19.1 - 17.3	17.3 - 15.0	21.0 - 18.7	21.0 - 18.7	18.4 - 19.5
Count	-	-	-	-	-	29.7	27.1	29.1	27.3	25.0	31.0	28.7
Percentiles	-	-	-	-	-	16	23	129	66	34	43	55
10 %	-	-	-	-	-	73 %	82 %	74 %	68 %	67 %	74 %	71 %
15 %	-	-	-	-	-	13.5	16.5	17.1	16.6	12.2	17.4	15.1
50 %	-	-	-	-	-	15.9	18.1	18.6	17.5	15.5	19.0	17.9
85 %	-	-	-	-	-	24.8	23.3	24.6	24.0	20.8	24.6	23.6
90 %	-	-	-	-	-	26.6	26.1	28.4	28.4	26.6	29.5	28.4
Exceeded	-	-	-	-	-	27.8	27.1	29.5	30.4	27.6	30.4	29.8
45	-	-	-	-	-	0 %	0 %	0 %	0 %	0 %	0 %	0 %
55	-	-	-	-	-	0 %	0 %	0 %	0 %	0 %	0 %	0 %
65	-	-	-	-	-	0 %	0 %	0 %	0 %	0 %	0 %	0 %



City Of San Fernando - Public Works Department  
 117 Macneil Street  
 San Fernando, CA 91340

Description 1: Harding Avenue  
 Description 2: Fourth Street  
 Description 3: Library Street

Site: 0000000000

Weekly Volume

Interval Begin	Mon 1/9/2012		Tue 1/10/2012		Wed 1/11/2012		Thu 1/12/2012		Fri 1/13/2012		Sat 1/14/2012		Sun 1/15/2012		Mon - Fri Average		Week Average	
	S	N	S	N	S	N	S	N	S	N	S	N	S	N	S	N	S	N
12:00 AM	-	-	4	3	0	1	3	3	5	6	3	3	2.8	2.3	3.2	3.0		
1:00 AM	-	-	0	0	1	2	2	4	2	6	4	9	1.0	1.8	1.7	3.7		
2:00 AM	-	-	1	3	1	0	0	3	5	2	4	6	0.8	2.0	2.0	2.7		
3:00 AM	-	-	1	1	0	1	3	0	0	0	3	8	1.8	0.8	1.7	2.0		
4:00 AM	-	-	2	5	4	2	3	1	1	3	3	4	2.8	2.5	2.2	2.8		
5:00 AM	-	-	13	11	12	10	13	7	6	3	4	3	12.8	9.8	10.2	7.5		
6:00 AM	-	-	29	14	18	10	27	13	12	16	10	4	25.3	13.0	20.5	12.0		
7:00 AM	-	-	109	66	102	73	97	69	15	15	15	10	100.8	70.8	72.2	51.3		
8:00 AM	-	-	49	37	61	42	67	35	30	19	30	12	60.5	37.5	47.3	31.3		
9:00 AM	-	-	30	19	28	23	27	27	41	26	32	19	32.0	23.8	33.5	23.3		
10:00 AM	25	25	32	32	30	28	30	31	41	36	44	34	29.1	29.1	31.4	30.8		
11:00 AM	35	24	24	28	41	36	40	34	45	40	40	40	33.6	30.0	36.1	31.6		
12:00 PM	45	45	32	37	42	31	34	34	51	51	42	42	39.0	35.4	39.0	39.6		
1:00 PM	27	35	58	40	30	32	27	28	38	36	47	44	50.8	34.2	48.9	34.9		
2:00 PM	55	47	39	49	53	59	47	40	50	46	50	44	48.2	48.2	45.9	45.9		
3:00 PM	67	51	65	47	74	75	61	70	62	62	38	39	61.0	61.0	58.3	55.0		
4:00 PM	55	70	49	63	58	82	55	66	56	58	28	28	54.6	68.2	68.2	57.4		
5:00 PM	47	56	50	78	66	81	63	68	44	44	33	33	55.8	69.8	49.4	60.4		
6:00 PM	50	45	43	46	62	57	53	39	48	61	22	22	52.0	49.6	47.1	43.9		
7:00 PM	27	41	39	42	32	34	34	27	16	42	28	22	34.4	37.2	30.7	33.7		
8:00 PM	26	22	17	27	25	27	19	19	31	23	20	15	24.2	25.2	24.9	23.9		
9:00 PM	13	14	15	24	16	15	18	14	20	17	21	21	17.6	16.8	18.4	17.7		
10:00 PM	9	11	6	7	13	10	9	12	11	11	15	14	9.6	13.0	11.0	13.7		
11:00 PM	4	7	5	4	6	6	8	8	13	14	6	7	7.2	8.4	7.0	9.1		
Totals	485	493	707	683	779	732	742	664	789	707	582	552	749.9	690.1	684.6	637.2		
Combined Split (%)	978	50.4	1390	49.1	1511	48.4	1406	47.2	1496	47.3	1134	48.7	1440.0	47.9	1321.8	48.2		
Peak Hours																		
12:00 AM -	11:00 AM	10:30 AM	7:15 AM	7:15 AM	7:15 AM	7:15 AM	7:15 AM	7:15 AM	7:30 AM	7:15 AM	10:45 AM	10:15 AM	7:15 AM	7:15 AM	10:00 AM	7:15 AM	7:15 AM	
Volume	35	34	118	74	114	78	112	85	110	77	47	42	113.0	78.5	34	81.0	57.5	
Factor	0.80	0.77	0.84	0.66	0.84	0.70	0.88	0.82	0.81	0.77	0.59	0.86	0.85	0.84	0.80	0.85	0.86	
12:00 PM -	3:15 PM	3:45 PM	3:00 PM	5:00 PM	3:30 PM	3:30 PM	3:15 PM	3:45 PM	3:30 PM	5:15 PM	1:00 PM	12:30 PM	3:15 PM	3:45 PM	12:00 PM	3:15 PM	5:00 PM	
Volume	71	76	65	78	77	88	66	80	68	67	51	56	67.4	71.2	49	59.7	60.4	
Factor	0.89	0.68	0.77	0.75	0.84	0.81	0.87	0.87	0.68	0.88	0.75	0.82	0.91	0.92	0.81	0.88	0.94	



**CITY OF SAN FERNANDO  
ENGINEERING AND TRAFFIC SURVEY  
TO ESTABLISH AN ENFORCABLE SPEED LIMIT**

Survey No.: 17  
 Street: Harding Avenue  
 Limits: Fourth Street to First Street  
 Existing Speed Limit: 30 MPH

**SPEEDS**

Location of Survey: N/o Second Street Date Measured: 1/11/2012 from 10 AM to Noon  
 Mean Speed (Average): 22 MPH Critical Speed (85<sup>th</sup> Percentile): 27 MPH  
 10 Mile Pace Speed: 18 to 28 MPH  
 Percentages Related To Pace Speed: 73% within pace  
 90<sup>th</sup> Percentile Speed: 28 MPH

**ROADWAY DESIGN AND TRAFFIC CHARACTERISTICS**

Width: 40 feet Number of Lanes (Both Directions): Two thru lanes  
 Segment Length: 0.25 miles  
 Average Daily Traffic: 1,290 vehicles Date Measured: 1/11/2012  
 Existing Conditions: Adjacent fronting residential development with on street parking allowed on both sides; industrial development at south end; straight alignment; speed humps

**COLLISION CHARACTERISTICS**


Collision Period Analyzed: 1/1/2008 thru 12/31/2010 (3 years)  
 Total Number of Midblock Collisions: 1 collision  
 Calculated Collision Rate: 2.83 collisions per million vehicle miles  
 Statewide Average Collision Rate: 1.69 collisions per million vehicle miles  
 Calculated Collision Rate Compared To Statewide Average Rate: 50% higher than average

**SURVEY RESULTS**

Recommendation: In accordance with applicable provisions of the California Vehicle Code and Section 2B.13 of the 2012 California MUTCD, the Engineering and Traffic Survey including the analysis of the speed measurements indicates the 27 MPH 85<sup>th</sup> percentile speed should be rounded down to 25 MPH (Option 1), and that the existing speed limit of 30 MPH should be reduced to 25 MPH.

Prepared by: Tom Brohard, PE  
 California Civil Engineer #C24577  
 California Traffic Engineer #TR724  
 Date: April 5, 2012

*Tom Brohard*



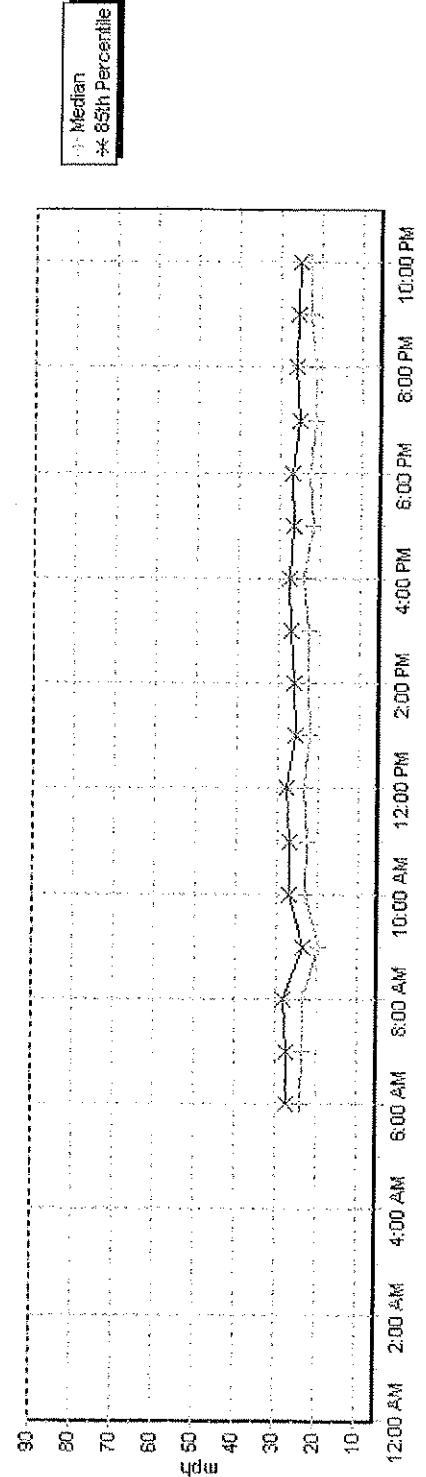
City of San Fernando - Public Works Department  
 117 Macneil Street  
 San Fernando, CA 91340

Description 1: Harding Avenue  
 Description 2: First St  
 Description 3: Fourth St

Site: 0000000000000  
 Date: 1/11/2012  
 Wednesday

Daily Speed Statistics  
 Combined Channels

mph	12:00 AM	1:00 AM	2:00 AM	3:00 AM	4:00 AM	5:00 AM	6:00 AM	7:00 AM	8:00 AM	9:00 AM	10:00 AM	11:00 AM	12:00 PM	1:00 PM	2:00 PM	3:00 PM	4:00 PM	5:00 PM	6:00 PM	7:00 PM	8:00 PM	9:00 PM	10:00 PM	11:00 PM
Count	8	2	2	1	10	18	30	122	88	45	55	70	63	65	94	105	104	126	103	64	41	47	20	9
Minimum	19.6	8.3	20.5	19.2	10.1	11.2	11.5	10.7	8.3	10.2	10.1	5.3	8.0	6.3	8.9	9.5	7.4	6.6	7.6	7.0	8.9	11.2	10.1	15.7
Maximum	33.5	8.6	25.9	19.2	32.4	33.1	34.2	36.3	33.9	30.7	31.0	35.0	40.3	28.9	34.2	32.7	37.7	33.5	33.9	32.4	29.2	32.4	33.9	22.4
Average	-	-	-	-	-	-	22.8	23.4	23.1	19.8	21.9	22.2	22.8	20.8	21.8	22.2	22.7	21.4	22.3	20.7	21.5	21.4	21.9	-
Median	-	-	-	-	-	-	23.8	23.5	23.4	19.5	22.9	22.6	23.5	22.1	22.4	22.6	23.5	21.7	22.2	21.2	21.3	22.6	22.3	-
<u>Pace</u>																								
Range	-	-	-	-	-	-	17.6 - 17.9	19.1 - 19.1	14.3 - 14.3	17.4 - 18.2	16.9 - 16.9	15.7 - 16.9	16.9 - 17.4	15.7 - 16.9	16.9 - 17.2	20.0 - 20.0	16.8 - 17.7	15.4 - 17.7	15.8 - 18.4	15.4 - 17.7	15.8 - 18.4	15.8 - 18.4	15.8 - 18.4	-
Count	-	-	-	-	-	-	27.6	27.9	29.1	24.3	27.4	28.2	26.9	25.7	26.9	27.2	30.0	26.8	27.7	25.4	27.7	25.8	28.4	-
	-	-	-	-	-	-	22	97	69	38	38	53	42	45	70	82	75	89	86	49	32	37	17	-
	-	-	-	-	-	-	73%	80%	78%	84%	69%	76%	67%	69%	74%	78%	72%	71%	83%	77%	78%	79%	85%	-
<u>Percentiles</u>																								
10 %	-	-	-	-	-	-	15.6	17.7	15.9	14.3	13.7	15.0	13.7	13.7	13.4	15.0	13.7	13.7	16.8	13.0	16.6	13.5	12.4	-
15 %	-	-	-	-	-	-	16.8	18.4	19.1	15.2	15.9	16.5	16.9	15.4	16.9	17.6	16.3	15.7	18.5	15.4	17.7	15.8	18.4	-
50 %	-	-	-	-	-	-	23.8	23.5	23.3	19.3	22.9	22.6	23.1	21.7	22.4	22.6	23.5	21.6	22.1	21.1	21.3	21.7	21.7	-
85 %	-	-	-	-	-	-	27.1	27.1	28.1	23.5	26.8	26.8	27.8	25.7	26.1	26.8	27.3	26.4	26.6	25.0	25.0	25.9	25.0	-
90 %	-	-	-	-	-	-	27.6	27.8	28.4	24.2	27.6	28.1	29.8	26.1	28.4	27.1	28.1	27.6	27.1	25.2	26.8	25.7	27.3	-
<u>Exceeded</u>																								
45	-	-	-	-	-	-	0	0	0	0	0	0	0	0	0	0	0	0	0	0	0	0	0	-
55	-	-	-	-	-	-	0	0	0	0	0	0	0	0	0	0	0	0	0	0	0	0	0	-
65	-	-	-	-	-	-	0	0	0	0	0	0	0	0	0	0	0	0	0	0	0	0	0	-



City Of San Fernando - Public Works Department  
 117 Macneil Street  
 San Fernando, CA 91340

Description 1: Harding Avenue  
 Description 2: First St  
 Description 3: Fourth St

Site: 000000000000

Weekly Volume

Interval Begin	Mon 1/9/2012		Tue 1/10/2012		Wed 1/11/2012		Thu 1/12/2012		Fri 1/13/2012		Sat 1/14/2012		Sun 1/15/2012		Mon - Fri Average		Week Average	
	S	N	S	N	S	N	S	N	S	N	S	N	S	N	S	N	S	N
12:00 AM	-	-	1	2	2	6	3	3	8	8	7	5	5	5	2.0	4.8	3.3	4.8
1:00 AM	-	-	0	0	1	1	1	1	3	0	2	7	6	6	1.8	2.0	2.5	2.7
2:00 AM	-	-	0	0	0	0	0	0	4	4	2	4	3	3	0.8	2.5	1.3	2.7
3:00 AM	-	-	1	1	0	1	2	2	0	0	0	2	2	2	1.5	0.5	1.3	1.7
4:00 AM	-	-	5	3	8	3	4	3	3	3	1	2	1	1	6.5	2.8	4.7	2.3
5:00 AM	-	-	11	9	9	9	6	6	5	5	6	3	3	3	11.5	7.3	9.2	5.8
6:00 AM	-	-	27	11	19	11	23	14	26	16	14	13	11	11	23.8	13.0	20.0	11.2
7:00 AM	-	-	79	40	77	45	71	49	75	47	16	12	15	11	75.5	45.3	55.5	34.0
8:00 AM	-	-	51	38	54	34	50	37	60	36	36	19	12	12	53.8	35.0	43.0	28.5
9:00 AM	-	-	27	11	26	19	37	15	34	18	31	19	7	7	31.3	15.8	29.5	17.0
10:00 AM	17	20	31	30	22	33	26	33	22	29	31	38	39	30	23.6	27.0	26.9	28.0
11:00 AM	32	29	26	31	39	31	30	33	25	29	37	37	30	32	32.8	28.8	32.1	30.4
12:00 PM	43	34	32	36	34	32	32	32	25	29	31	45	36	32	32.2	33.0	32.6	33.9
1:00 PM	31	36	48	32	33	32	33	34	35	35	46	45	44	29	35.2	33.8	38.0	34.7
2:00 PM	44	47	41	44	46	48	50	34	52	42	50	42	31	26	45.0	42.4	43.7	40.0
3:00 PM	51	44	44	45	54	51	42	59	42	47	32	35	38	35	45.2	49.2	45.1	40.6
4:00 PM	48	62	51	52	41	63	40	60	47	49	37	37	34	34	45.4	57.2	42.6	50.6
5:00 PM	38	48	44	65	58	68	61	63	49	55	37	39	27	34	50.0	59.8	44.9	53.1
6:00 PM	35	50	42	51	47	56	40	41	42	42	25	35	30	29	41.2	46.8	37.3	42.6
7:00 PM	17	32	28	39	34	30	31	31	34	36	16	31	17	26	28.8	33.6	25.3	32.1
8:00 PM	21	27	13	27	20	21	12	28	30	20	18	21	20	24	19.2	24.6	19.1	24.0
9:00 PM	11	18	17	21	22	25	15	22	18	23	19	18	15	15	16.6	21.8	16.7	20.4
10:00 PM	6	11	6	8	12	8	6	12	13	23	13	21	13	12	8.6	12.4	9.9	13.6
11:00 PM	3	6	3	4	4	5	8	12	10	23	11	24	3	11	5.6	10.0	6.0	12.1
Totals	397	464	615	593	662	630	625	608	617	617	515	545	448	432	637.6	608.1	587.6	571.4
Combined Split (%)	861	53.9	1208	49.1	1292	48.8	1233	49.3	1298	47.5	1060	51.4	880	49.1	1245.8	48.8	1159.0	49.3
Peak Hours 12:00 AM - 12:00 PM	11:00 AM	11:00 AM	7:15 AM	7:30 AM	7:30 AM	7:15 AM	7:15 AM	7:15 AM	7:15 AM	7:30 AM	8:15 AM	10:45 AM	10:00 AM	11:00 AM	7:30 AM	7:15 AM	7:30 AM	7:15 AM
Volume Factor	32	29	90	49	95	49	81	56	55	92	44	44	39	32	88.3	51.8	65.6	39.2
	0.80	0.60	0.70	0.72	0.77	0.82	0.72	0.70	0.76	0.72	0.69	0.69	0.75	0.73	0.72	0.74	0.73	0.76
12:00 PM - 12:00 AM	3:15 PM	3:45 PM	3:30 PM	5:15 PM	2:30 PM	3:30 PM	5:00 PM	3:45 PM	4:45 PM	2:15 PM	12:30 PM	12:45 PM	4:15 PM	5:00 PM	5:15 PM	5:00 PM	4:45 PM	5:00 PM
Volume Factor	53	62	51	66	58	70	61	67	56	59	50	53	47	42	50.4	59.8	45.7	53.1
	0.95	0.82	0.71	0.87	0.91	0.76	0.85	0.88	0.82	0.92	0.78	0.78	0.69	0.81	0.86	0.90	0.94	0.92

**CITY OF SAN FERNANDO  
ENGINEERING AND TRAFFIC SURVEY  
TO ESTABLISH AN ENFORCABLE SPEED LIMIT**

Survey No.: 18

Street: Hubbard Street

Limits: North City Limit at Fourth Street to South City Limit at San Fernando Road

Existing Speed Limit: 35 MPH

**SPEEDS**

Location of Survey: N/o Second Street Date Measured: 2/24/2005

Mean Speed (Average): 37 MPH Critical Speed (85<sup>th</sup> Percentile): 40 MPH

10 Mile Pace Speed: 32 thru 41 MPH

Percentages Related To Pace Speed: 86% within pace 6% over 8% under

95<sup>th</sup> Percentile Speed: 41 MPH Range of Speeds: 27 thru 44 MPH

**ROADWAY DESIGN AND TRAFFIC CHARACTERISTICS**

Width: 64 feet and variable

Number of Lanes (Both Directions): Four thru lanes

Segment Length: 0.40 miles

Average Daily Traffic: 27,000 vehicles Date Measured: 3/1/2005

Existing Conditions: Commercial development at Glenoaks Boulevard; fronting residential development to the north and south; left turn lanes at intersections and midblock; on street parking in certain areas; straight alignment

**COLLISION CHARACTERISTICS**

Collision Period Analyzed: 1/1/2001 thru 12/31/2003 (3 years)

Total Number of Midblock Collisions: 39 collisions

Calculated Collision Rate: 3.30 collisions per million vehicle miles

Statewide Average Collision Rate: 3.55 collisions per million vehicle miles

Calculated Collision Rate Compared To Statewide Average Rate: Slightly less than the average

**SURVEY RESULTS**

Recommendation: The March 11, 2005 engineering and traffic survey summarized above recommended that the existing 35 MPH speed limit be retained. A field review on December 26, 2011 disclosed that no significant changes in roadway or traffic conditions have occurred since 2005. In accordance with California Vehicle Code Section 40802, the March 11, 2005 engineering and traffic survey is extended by three years and now expires on March 11, 2015.

Prepared by: Tom Brohard, PE  
California Civil Engineer #C24577  
California Traffic Engineer #TR724  
Date: March 9, 2012

*Tom Brohard*



**CITY OF SAN FERNANDO  
ENGINEERING AND TRAFFIC SURVEY  
TO ESTABLISH AN ENFORCABLE SPEED LIMIT**

Survey No.: 19  
 Street: Maclay Avenue  
 Limits: North City Limit to Glenoaks Boulevard  
 Existing Speed Limit: 30 MPH posted (35 MPH prior survey in 2005)

**SPEEDS**

Location of Survey: N/o Lucas Street Date Measured: 2/23/12 SB + 3/22/12 NB - 10 to 11 AM  
 Mean Speed (Average): 32 MPH Critical Speed (85<sup>th</sup> Percentile): 37 MPH  
 10 Mile Pace Speed: 28 to 38 MPH  
 Percentages Related To Pace Speed: 72% within pace  
 90<sup>th</sup> Percentile Speed: 39 MPH

**ROADWAY DESIGN AND TRAFFIC CHARACTERISTICS**

Width: 60 feet Number of Lanes (Both Directions): Four thru lanes midblock; three at ends  
 Segment Length: 0.52 miles  
 Average Daily Traffic: 12,800 vehicles Date Measured: 2/23/12 SB; 3/22/12 NB  
 Existing Conditions: Commercial development on both sides; on street parking allowed on both sides; streetscape project implemented since prior survey in 2005; straight alignment

**COLLISION CHARACTERISTICS**

Collision Period Analyzed: 1/1/2008 thru 12/31/2010 (3 years)  
 Total Number of Midblock Collisions: 15 collisions  
 Calculated Collision Rate: 2.06 collisions per million vehicle miles  
 Statewide Average Collision Rate: 2.32 collisions per million vehicle miles  
 Calculated Collision Rate Compared To Statewide Average Rate: Slightly better than average

**SURVEY RESULTS**

Recommendation: In accordance with applicable provisions of the California Vehicle Code and Section 2B.13 of the 2012 California MUTCD, the Engineering and Traffic Survey including the analysis of the speed measurements indicates the 37 MPH 85<sup>th</sup> percentile speed should be rounded down to 35 MPH (Option 1), and that the existing posted speed limit of 30 MPH should be increased to 35 MPH.

Prepared by: Tom Brohard, PE  
 California Civil Engineer #C24577  
 California Traffic Engineer #TR724  
 Date: April 5, 2012

*Tom Brohard*



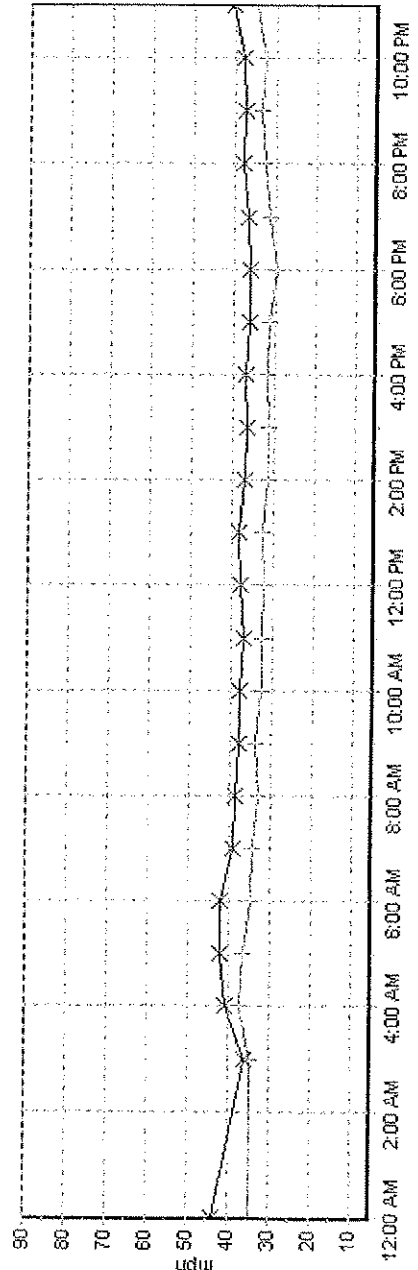
City Of San Fernando - Public Works Department  
117 Macneil Street  
San Fernando, CA 91340

Description 1: N Maclay Ave  
Description 2: Glenoaks Blvd  
Description 3: NCL

Site: 000000000000  
Date: 2/23/2012  
Thursday

Daily Speed Statistics  
Channel: SB

mph	12:00 AM	1:00 AM	2:00 AM	3:00 AM	4:00 AM	5:00 AM	6:00 AM	7:00 AM	8:00 AM	9:00 AM	10:00 AM	11:00 AM	12:00 PM	1:00 PM	2:00 PM	3:00 PM	4:00 PM	5:00 PM	6:00 PM	7:00 PM	8:00 PM	9:00 PM	10:00 PM	11:00 PM
Count	24	11	5	21	23	79	153	324	370	309	339	306	353	358	335	387	414	427	389	333	217	164	114	56
Minimum	22.4	17.9	22.1	24.6	23.1	13.3	5.6	5.6	5.2	16.9	14.4	5.2	16.5	10.0	5.7	5.4	5.2	5.5	7.2	5.5	10.8	11.3	18.5	21.6
Maximum	50.5	35.0	42.0	52.3	55.2	46.5	80.5	82.7	85.1	96.1	47.3	49.6	67.7	69.3	67.7	93.1	87.6	82.7	54.2	74.5	47.3	48.0	43.2	74.5
Average	36.3	-	-	35.9	36.1	35.6	33.8	33.0	33.6	32.3	31.8	31.8	32.5	32.0	31.2	31.7	31.3	30.8	28.8	30.6	31.9	33.0	32.9	35.4
Median	34.7	-	-	34.6	37.2	36.3	34.6	34.2	33.1	33.9	32.4	32.4	32.0	32.4	31.4	31.4	31.7	31.0	29.5	31.4	32.4	33.5	32.6	34.8
Range	28.9 -	-	-	30.7 -	31.4 -	30.1 -	30.4 -	28.4 -	29.2 -	27.8 -	28.4 -	26.8 -	27.8 -	28.4 -	25.2 -	25.9 -	27.3 -	25.9 -	26.4 -	26.8 -	29.2 -	29.5 -	28.4 -	30.4 -
Count	38.9	14	-	40.7	41.4	40.1	40.4	38.4	39.2	37.8	38.4	36.8	37.8	38.4	35.2	35.9	37.3	35.9	36.4	36.8	39.2	39.5	38.4	40.4
Percentiles	58 %	-	-	81 %	70 %	67 %	66 %	69 %	69 %	73 %	69 %	73 %	69 %	66 %	67 %	73 %	70 %	68 %	57 %	68 %	68 %	77 %	76 %	70 %
10 %	26.9	-	-	30.7	26.8	26.8	27.8	26.8	26.1	27.1	25.2	25.0	25.7	23.6	24.6	25.2	21.7	23.5	18.7	20.5	23.1	27.3	26.6	26.1
15 %	29.8	-	-	30.7	28.1	30.1	29.5	28.6	27.6	28.6	26.8	26.8	26.8	25.9	25.9	26.4	25.5	25.5	20.7	23.6	26.4	28.6	28.9	29.2
50 %	33.9	-	-	34.6	35.9	34.8	34.2	33.1	33.9	32.4	32.4	32.4	32.0	32.4	31.0	31.4	31.7	30.7	29.5	31.4	32.4	33.5	32.4	34.6
85 %	43.8	-	-	35.9	40.8	42.0	39.2	38.7	37.7	37.7	37.7	36.8	37.7	38.2	36.8	36.3	36.8	35.9	35.9	36.3	37.7	37.2	37.7	40.3
90 %	44.5	-	-	39.7	41.4	43.2	44.5	41.4	39.7	39.7	39.2	38.2	38.7	39.2	38.2	37.7	37.7	37.2	36.8	37.7	38.7	38.7	38.7	42.0
Exceeded	3	-	-	2	1	3	14	11	7	3	3	3	10	2	4	6	6	7	5	5	3	2	0	4
45	13 %	-	-	9.5 %	4.3 %	3.8 %	9.2 %	3.4 %	1.9 %	1.0 %	0.9 %	1.0 %	2.8 %	0.6 %	1.2 %	1.6 %	1.4 %	1.6 %	1.3 %	1.5 %	1.4 %	1.2 %	0 %	7.1 %
55	0 %	-	-	0 %	4.3 %	0 %	0.7 %	0.9 %	0.3 %	0.3 %	0 %	0 %	1.1 %	0.3 %	0.5 %	1.0 %	0.7 %	0.7 %	0 %	0.5 %	0 %	0 %	0 %	1 %
65	0 %	-	-	0 %	0 %	0 %	0.7 %	0.9 %	0.3 %	0.3 %	0 %	0 %	0.6 %	0.3 %	0.3 %	0.8 %	0.5 %	0.2 %	0 %	0.6 %	0 %	0 %	0 %	1.8 %
75	0 %	-	-	0 %	0 %	0 %	0.7 %	0.9 %	0.3 %	0.3 %	0 %	0 %	0.6 %	0.3 %	0.3 %	0.8 %	0.5 %	0.2 %	0 %	0.6 %	0 %	0 %	0 %	1.8 %



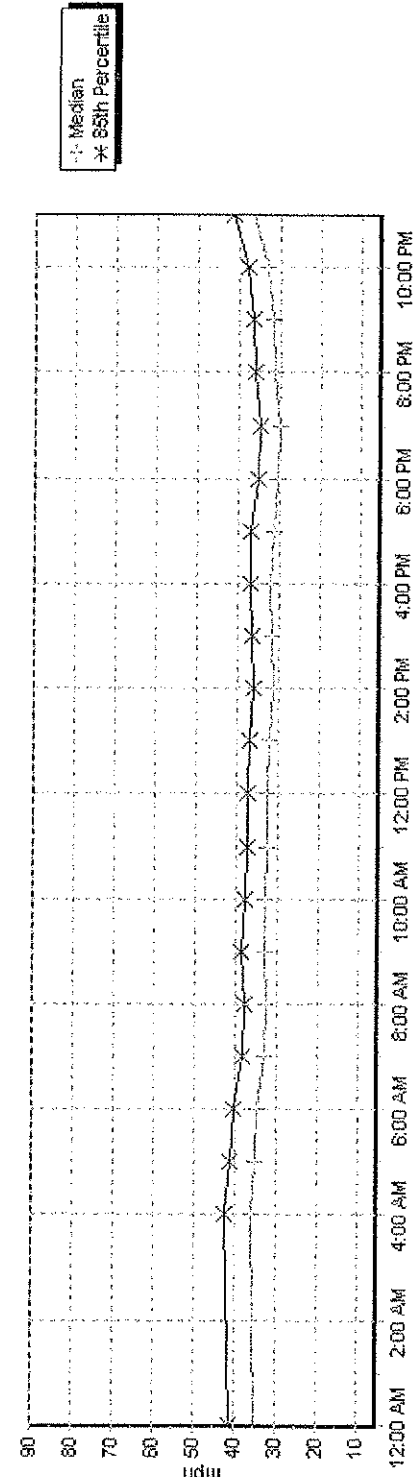
City Of San Fernando - Public Works Department  
 117 Macneil Street  
 San Fernando, CA 91340

Description 1: N Maclay  
 Description 2: Glenoaks  
 Description 3: NCL

Site: 0000000000  
 Date: 3/22/2012  
 Thursday

Daily Speed Statistics  
 Channel: NB

mph	12:00 AM	1:00 AM	2:00 AM	3:00 AM	4:00 AM	5:00 AM	6:00 AM	7:00 AM	8:00 AM	9:00 AM	10:00 AM	11:00 AM	12:00 PM	1:00 PM	2:00 PM	3:00 PM	4:00 PM	5:00 PM	6:00 PM	7:00 PM	8:00 PM	9:00 PM	10:00 PM	11:00 PM
Count	39	15	4	15	42	127	180	463	433	266	359	423	454	421	472	532	569	665	608	463	345	238	115	64
Minimum	21.4	22.1	28.1	19.5	10.7	11.0	17.8	10.8	8.5	5.6	8.1	7.7	5.3	7.2	9.5	7.7	10.4	5.6	5.2	11.2	10.3	7.4	14.8	13.0
Maximum	50.5	48.0	36.8	43.2	49.6	54.2	48.8	58.4	56.2	63.4	45.8	48.8	52.3	50.5	49.6	59.6	49.6	46.5	50.5	46.5	43.8	51.4	45.1	55.2
Average	35.7	-	-	-	34.9	34.8	34.7	33.2	32.3	32.7	32.5	32.2	32.0	32.0	30.6	31.6	31.9	31.1	30.0	29.4	30.9	31.7	32.7	35.8
Median	35.0	-	-	-	35.9	35.0	34.6	33.1	32.4	33.1	32.7	32.4	32.4	32.0	31.0	31.7	32.0	31.4	30.4	29.8	31.0	31.7	32.7	36.6
Range	32.4 - 42.4	-	-	-	30.1 - 40.1	29.2 - 39.2	30.4 - 40.4	29.2 - 39.2	26.8 - 36.8	26.8 - 36.8	28.4 - 38.4	27.8 - 37.8	28.4 - 38.4	27.3 - 37.3	25.9 - 35.9	26.4 - 36.4	26.8 - 36.8	26.4 - 36.4	25.9 - 35.9	25.2 - 35.2	25.9 - 35.9	26.4 - 36.4	28.4 - 38.4	29.8 - 39.8
Count	28	-	-	-	23	81	121	328	308	175	264	301	329	309	327	387	414	449	432	315	251	175	82	44
Percentiles	72 %	-	-	-	55 %	64 %	67 %	71 %	71 %	66 %	74 %	71 %	72 %	73 %	69 %	73 %	73 %	68 %	71 %	68 %	73 %	74 %	71 %	69 %
10 %	25.9	-	-	-	20.7	25.5	27.8	26.8	25.7	25.7	26.8	25.5	25.2	25.7	22.9	25.2	25.7	24.4	22.2	22.1	24.0	25.2	25.5	27.8
15 %	29.5	-	-	-	25.2	29.2	29.2	28.1	27.3	27.1	27.8	27.1	27.3	27.3	25.2	26.4	27.1	25.7	25.2	24.0	25.9	26.8	27.8	29.8
50 %	35.0	-	-	-	35.9	35.0	34.6	33.1	32.4	33.1	32.7	32.4	32.4	32.0	31.0	31.7	32.0	31.4	30.4	29.8	31.0	31.7	32.4	36.3
85 %	41.4	-	-	-	42.6	41.4	40.3	38.2	37.7	38.7	37.7	37.2	37.2	36.8	35.9	36.3	36.8	35.8	35.0	34.6	35.9	36.3	37.7	41.4
90 %	42.0	-	-	-	43.8	43.2	42.0	39.7	39.2	39.7	39.2	38.2	38.2	37.7	37.2	37.2	37.7	37.7	36.8	36.3	37.2	38.7	39.2	42.6
Exceeded	3	-	-	-	3	7	7	11	5	3	2	4	4	5	5	5	6	2	2	1	0	1	1	2
45	7.7 %	-	-	-	7.1 %	5.5 %	3.9 %	2.4 %	1.2 %	1.1 %	0.6 %	0.9 %	0.9 %	1.2 %	1.1 %	0.9 %	1.1 %	0.3 %	0.3 %	0.2 %	0 %	0.4 %	0.9 %	3.1 %
55	0 %	-	-	-	0 %	0 %	0 %	0.2 %	0.2 %	0.4 %	0 %	0 %	0 %	0 %	0 %	0.2 %	0 %	0 %	0 %	0 %	0 %	0 %	0 %	1 %
65	0 %	-	-	-	0 %	0 %	0 %	0 %	0 %	0 %	0 %	0 %	0 %	0 %	0 %	0 %	0 %	0 %	0 %	0 %	0 %	0 %	0 %	1.5 %
	0 %	-	-	-	0 %	0 %	0 %	0 %	0 %	0 %	0 %	0 %	0 %	0 %	0 %	0 %	0 %	0 %	0 %	0 %	0 %	0 %	0 %	0 %



City Of San Fernando - Public Works Department  
117 Macneil Street  
San Fernando, CA 91340

Site: 00000000000000

Description 1: N Maclay Ave  
Description 2: Glenoaks Blvd  
Description 3: NCL

Weekly Volume, per Channel  
Channel: SB

Interval Begin	Mon 2/20/2012	Tue 2/21/2012	Wed 2/22/2012	Thu 2/23/2012	Fri 2/24/2012	Sat 2/25/2012	Sun 2/26/2012	Mon - Fri Average	Week Average
12:00 AM	-	-	-	24	29	46	70	26.5	42.3
1:00 AM	-	-	-	11	10	27	45	10.5	23.3
2:00 AM	-	-	-	5	17	18	30	11.0	17.5
3:00 AM	-	-	-	21	12	22	19	16.5	18.5
4:00 AM	-	-	-	23	22	14	7	22.5	16.5
5:00 AM	-	-	-	79	91	40	22	85.0	58.0
6:00 AM	-	-	-	153	150	73	53	151.5	107.3
7:00 AM	-	-	-	324	382	154	96	353.0	239.0
8:00 AM	-	-	-	370	370	272	190	370.0	300.5
9:00 AM	-	-	82	309	327	370	270	287.2	301.8
10:00 AM	-	-	273	339	301	412	332	304.3	331.4
11:00 AM	-	-	272	306	284	374	360	287.3	319.2
12:00 PM	-	-	316	353	360	381	389	343.0	359.8
1:00 PM	-	-	285	358	318	372	321	320.3	344.4
2:00 PM	-	-	332	335	339	375	340	335.3	340.4
3:00 PM	-	-	394	387	415	332	340	398.7	373.6
4:00 PM	-	-	405	414	426	342	336	415.0	384.6
5:00 PM	-	-	458	427	417	346	337	434.0	397.0
6:00 PM	-	-	349	389	367	281	280	368.3	333.2
7:00 PM	-	-	260	333	326	276	223	306.3	283.6
8:00 PM	-	-	184	217	218	231	161	206.3	202.2
9:00 PM	-	-	146	164	197	182	123	169.0	162.4
10:00 PM	-	-	106	114	129	149	85	116.3	116.6
11:00 PM	-	-	52	56	77	105	33	61.7	64.6
<b>Totals</b>	-	-	<b>3914</b>	<b>5511</b>	<b>5584</b>	<b>5194</b>	<b>4511</b>	<b>5399.7</b>	<b>5137.5</b>
<b>Peak Hours</b>	-	-	-	-	-	-	-	-	-
12:00 AM -	-	-	10:30 AM	7:30 AM	7:30 AM	10:15 AM	10:30 AM	7:30 AM	10:15 AM
12:00 PM	-	-	276	435	446	421	375	440.5	345.2
Volume	-	-	0.93	0.84	0.87	0.97	0.88	0.87	0.92
Factor	-	-	-	-	-	-	-	-	-
12:00 PM -	-	-	5:00 PM	4:30 PM	3:30 PM	2:15 PM	12:00 PM	5:00 PM	4:45 PM
12:00 AM	-	-	458	435	456	389	389	434.0	399.4
Volume	-	-	0.87	0.93	0.91	0.88	0.85	0.97	0.99
Factor	-	-	-	-	-	-	-	-	-



City Of San Fernando - Public Works Department  
 117 Macneil Street  
 San Fernando, CA 91340

Site: 0000000000

Description 1: N Maclay  
 Description 2: Glenoaks  
 Description 3: NCL

Weekly Volume, per Channel  
 Channel: NB

Interval Begin	Mon 3/19/2012	Tue 3/20/2012	Wed 3/21/2012	Thu 3/22/2012	Fri 3/23/2012	Sat 3/24/2012	Sun 3/25/2012	Mon - Fri Average	Week Average
12:00 AM	-	-	-	39	31	50	84	35.0	51.0
1:00 AM	-	-	-	15	9	30	67	12.0	30.3
2:00 AM	-	-	-	4	15	39	36	9.5	23.5
3:00 AM	-	-	-	15	17	13	28	16.0	18.3
4:00 AM	-	-	-	42	44	22	24	43.0	33.0
5:00 AM	-	-	-	127	95	50	19	111.0	72.8
6:00 AM	-	-	-	180	179	88	56	179.5	125.8
7:00 AM	-	-	-	463	431	159	82	447.0	283.8
8:00 AM	-	-	-	433	383	279	173	408.0	317.0
9:00 AM	-	-	-	266	297	359	286	281.5	302.0
10:00 AM	-	-	319	359	311	462	350	329.7	360.2
11:00 AM	-	-	363	423	450	479	334	412.0	409.8
12:00 PM	-	-	432	454	455	532	372	447.0	449.0
1:00 PM	-	-	425	421	464	592	383	436.7	457.0
2:00 PM	-	-	434	472	507	502	347	471.0	452.4
3:00 PM	-	-	584	532	592	550	360	569.3	523.6
4:00 PM	-	-	655	569	743	496	317	655.7	556.0
5:00 PM	-	-	658	665	822	433	298	715.0	575.2
6:00 PM	-	-	588	608	752	389	317	649.3	530.8
7:00 PM	-	-	423	463	492	336	286	459.3	400.0
8:00 PM	-	-	315	345	331	296	226	330.3	302.6
9:00 PM	-	-	226	238	268	225	138	244.0	219.0
10:00 PM	-	-	123	115	165	168	85	134.3	131.2
11:00 PM	-	-	55	64	104	127	34	74.3	76.8
Totals	-	-	5600	7312	7957	6676	4702	7470.5	6700.9
Peak Hours	-	-	11:00 AM	7:30 AM	7:15 AM	11:00 AM	10:00 AM	7:30 AM	11:00 AM
12:00 AM -	-	-	-	-	-	-	-	-	-
12:00 PM	-	-	363	552	494	479	350	519.0	409.8
Volume Factor	-	-	0.86	0.93	0.83	0.94	0.93	0.87	0.87
12:00 PM -	-	-	4:30 PM	5:00 PM	4:45 PM	1:00 PM	12:30 PM	5:00 PM	4:45 PM
12:00 AM	-	-	681	665	825	592	390	715.0	578.4
Volume Factor	-	-	0.96	0.90	0.94	0.92	0.97	0.97	0.98

**CITY OF SAN FERNANDO  
ENGINEERING AND TRAFFIC SURVEY  
TO ESTABLISH AN ENFORCABLE SPEED LIMIT**

Survey No.: 20A  
 Street: Maclay Avenue  
 Limits: Glenoaks Boulevard to Fourth Street  
 Existing Speed Limit: 25 MPH posted (35 MPH prior survey in 2005)

**SPEEDS**

Location of Survey: N/o Fourth Street Date Measured: 2/2/12 NB and 3/8/12 SB – 10 to 11 AM  
 Mean Speed (Average): 28 MPH Critical Speed (85<sup>th</sup> Percentile): 33 MPH  
 10 Mile Pace Speed: 24 to 34 MPH  
 Percentages Related To Pace Speed: 77% within pace  
 90<sup>th</sup> Percentile Speed: 34 MPH

**ROADWAY DESIGN AND TRAFFIC CHARACTERISTICS**

Width: 60 feet Number of Lanes (Both Directions): Four thru lanes midblock; three at ends  
 Segment Length: 0.50 miles  
 Average Daily Traffic: 13,100 vehicles Date Measured: 2/2/12 NB; 3/8/12 SB  
 Existing Conditions: Commercial development with parallel parking and bulb outs on both sides; straight alignment; streetscape project implemented since prior survey in 2005

**COLLISION CHARACTERISTICS**

Collision Period Analyzed: 1/1/2008 thru 12/31/2010 (3 years)  
 Total Number of Midblock Collisions: 13 collisions  
 Calculated Collision Rate: 1.81 collisions per million vehicle miles  
 Statewide Average Collision Rate: 2.32 collisions per million vehicle miles  
 Calculated Collision Rate Compared To Statewide Average Rate: Slightly better than average

**SURVEY RESULTS**

Recommendation: In accordance with applicable provisions of the California Vehicle Code and Section 2B.13 of the 2012 California MUTCD, the Engineering and Traffic Survey including the analysis of the speed measurements indicates the 33 MPH 85<sup>th</sup> percentile speed should initially be rounded up to 35 MPH. Reducing the speed limit by the alternative method to round down to 30 MPH (Option 2) is justified, and the existing posted speed limit of 25 MPH should be increased to 30 MPH.

Prepared by: Tom Brohard, PE  
 California Civil Engineer #C24577  
 California Traffic Engineer #TR724  
 Date: April 5, 2012

*Tom Brohard*



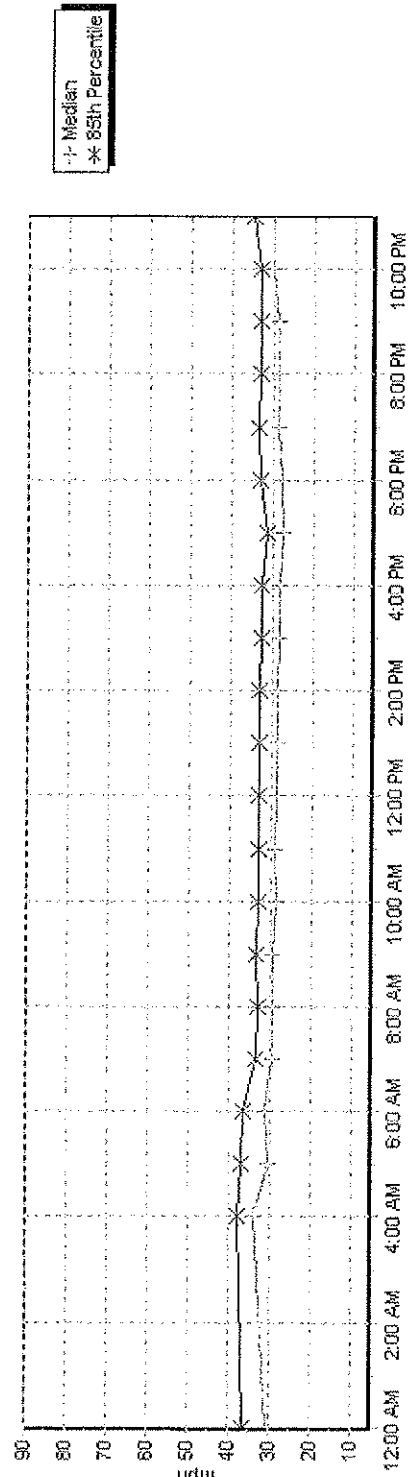
City Of San Fernando - Public Works Department  
 117 Macneil Street  
 San Fernando, CA 91340

Description 1: Maclay Ave  
 Description 2: Fourth Street  
 Description 3: Glenoaks

Site: 0000000000  
 Date: 2/2/2012  
 Thursday

Daily Speed Statistics  
 Channel: NB

mph	12:00 AM	1:00	2:00	3:00	4:00	5:00	6:00	7:00	8:00	9:00	10:00	11:00	12:00	1:00	2:00	3:00	4:00	5:00	6:00	7:00	8:00	9:00	10:00	11:00
Count	25	17	3	16	20	63	136	325	413	331	372	472	528	423	490	519	577	605	506	413	291	174	90	50
Minimum	22.4	24.6	31.0	26.6	22.1	18.5	20.5	13.5	7.6	6.3	9.3	8.8	5.7	11.9	5.2	5.4	6.7	5.9	7.0	5.1	16.4	14.3	9.9	16.2
Maximum	40.8	55.2	42.6	40.3	42.6	48.8	93.1	41.4	96.1	57.3	80.5	93.1	72.7	80.5	96.1	72.7	64.8	93.1	69.3	82.7	76.4	74.5	45.1	45.8
Average	31.3	-	-	-	32.6	31.1	32.0	29.4	29.4	29.1	28.1	28.9	28.3	28.5	28.5	28.4	28.6	27.0	28.3	28.9	29.3	28.9	29.7	29.8
Median	30.7	-	-	-	33.7	30.4	31.4	29.5	29.2	29.5	28.4	28.9	28.6	28.4	28.4	28.1	28.1	27.3	27.8	28.6	28.4	28.6	29.8	29.8
Pace	26.8 -	-	-	-	27.6 -	24.8 -	26.4 -	24.4 -	23.3 -	23.6 -	24.0 -	24.0 -	23.6 -	22.7 -	24.4 -	22.7 -	23.3 -	22.4 -	22.7 -	25.2 -	22.4 -	22.4 -	24.8 -	25.7 -
Range	36.8	-	-	-	37.6	34.8	36.4	34.4	33.3	33.6	34.0	34.0	33.6	32.7	34.4	32.7	33.3	32.4	32.7	35.2	32.4	32.4	34.8	35.7
Count	19	-	-	-	13	44	97	259	319	245	275	359	383	306	375	415	457	453	393	320	234	135	69	34
Percentiles	76 %	-	-	-	65 %	70 %	71 %	80 %	77 %	74 %	74 %	76 %	73 %	72 %	77 %	80 %	79 %	75 %	78 %	77 %	80 %	78 %	77 %	68 %
10 %	23.5	-	-	-	24.6	22.9	24.8	24.4	23.3	22.9	21.7	22.4	21.6	21.3	22.6	22.9	23.3	20.5	23.1	22.9	23.8	23.1	23.5	21.6
15 %	26.8	-	-	-	24.8	24.8	26.1	25.2	24.6	24.2	23.3	24.0	23.1	23.3	24.0	24.6	24.4	22.4	24.2	24.6	24.6	24.2	25.0	23.5
50 %	30.1	-	-	-	33.5	30.1	31.4	29.5	29.2	29.5	28.4	28.9	28.6	28.4	28.4	28.1	28.1	27.3	27.8	28.6	28.4	28.6	29.8	29.8
85 %	35.3	-	-	-	37.7	36.8	36.3	33.5	33.1	33.5	32.7	33.1	33.1	33.1	32.7	32.4	32.4	31.4	32.7	33.5	32.7	33.1	33.1	34.6
90 %	38.2	-	-	-	39.2	39.7	37.7	34.6	34.2	35.0	33.9	33.9	33.9	34.6	33.9	33.1	33.9	32.7	33.9	34.2	33.9	34.2	35.0	35.9
Exceeded	45	-	-	-	0	4	1	0	7	3	2	4	8	4	7	6	8	8	3	4	6	1	1	1
55	0 %	-	-	-	0 %	6.3 %	0.7 %	0 %	1.7 %	0.9 %	0.5 %	0.8 %	1.5 %	0.9 %	1.4 %	1.2 %	1.4 %	1.3 %	0.6 %	1.0 %	2.1 %	0.6 %	1.1 %	2.0 %
65	0 %	-	-	-	0 %	0 %	0.7 %	0 %	1.7 %	0.6 %	0.5 %	0.8 %	1.3 %	0.9 %	1.2 %	1.0 %	0.9 %	0.7 %	0.6 %	0.7 %	2.1 %	0.6 %	0 %	0 %
	0 %	-	-	-	0 %	0 %	0.7 %	0 %	1.2 %	0 %	0.5 %	0.8 %	0.6 %	0.2 %	0.5 %	0.2 %	0 %	0.2 %	0.2 %	0.5 %	1.0 %	0.6 %	0 %	0 %



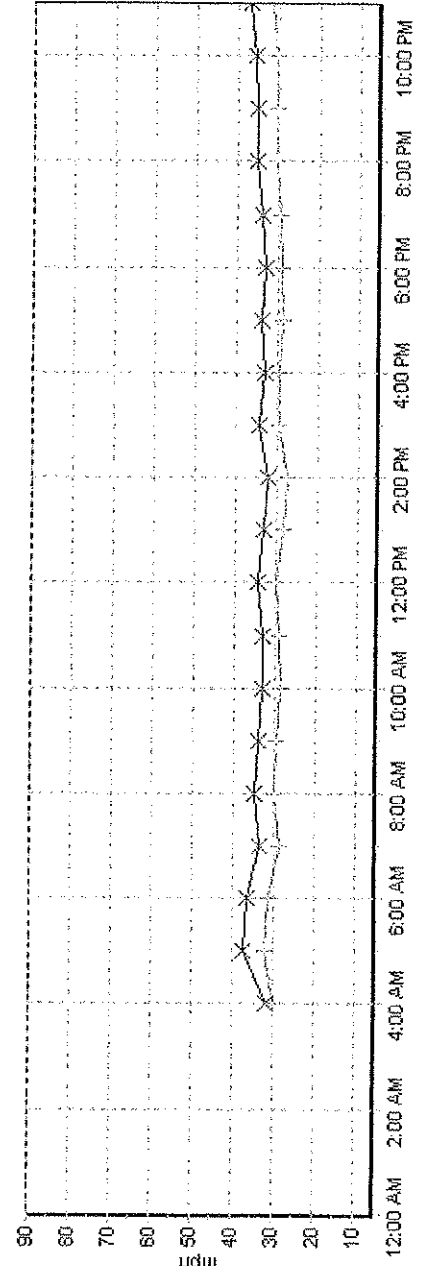
City Of San Fernando - Public Works Department  
 117 Macneil Street  
 San Fernando, CA 91340

Description 1: N Macloy Ave  
 Description 2: Fourth St  
 Description 3: Glencloaks

Site: 000000000000  
 Date: 3/8/2012  
 Thursday

Daily Speed Statistics  
 Channel: SB

mph	12:00 AM	1:00 AM	2:00 AM	3:00 AM	4:00 AM	5:00 AM	6:00 AM	7:00 AM	8:00 AM	9:00 AM	10:00 AM	11:00 AM	12:00 PM	1:00 PM	2:00 PM	3:00 PM	4:00 PM	5:00 PM	6:00 PM	7:00 PM	8:00 PM	9:00 PM	10:00 PM	11:00 PM	
Count	13	10	7	12	28	69	156	413	350	372	398	429	424	426	398	452	455	442	472	356	275	165	87	38	
Minimum	25.7	26.1	25.7	20.3	12.5	9.2	9.8	11.0	7.5	10.4	6.0	7.4	7.0	9.7	5.2	7.1	6.8	6.2	6.8	13.2	7.7	7.8	13.9	19.9	
Maximum	45.8	41.4	44.5	42.6	44.5	45.8	78.4	69.3	74.5	74.5	87.6	76.4	93.1	78.4	85.1	85.1	87.7	76.4	67.7	74.5	43.2	43.2	42.6	40.8	
Average	-	-	-	-	29.0	31.4	31.7	28.3	30.2	29.7	28.8	28.6	30.2	28.3	27.5	29.6	28.9	28.6	28.9	29.7	29.9	30.4	30.2	32.2	
Median	-	-	-	-	29.9	32.0	31.4	28.4	29.9	29.5	28.6	28.9	29.8	28.1	27.3	29.2	29.2	28.6	28.9	29.2	30.1	30.1	30.4	30.1	31.7
Pace	-	-	-	-	-	-	-	-	-	-	-	-	-	-	-	-	-	-	-	-	-	-	-	-	
Range	-	-	-	-	22.2 - 27.3	26.4 - 27.3	26.4 - 37.3	21.4 - 31.4	25.2 - 35.2	24.0 - 34.0	23.6 - 33.6	23.6 - 33.6	24.0 - 34.0	23.6 - 33.6	22.4 - 32.4	22.7 - 32.7	24.0 - 34.0	22.1 - 32.1	24.4 - 34.4	24.8 - 34.8	25.7 - 35.7	26.4 - 36.4	27.3 - 37.3	27.3 - 37.3	
Count	-	-	-	-	21	43	111	283	267	282	317	330	317	329	280	339	361	305	389	278	207	126	62	28	
	-	-	-	-	75 %	62 %	71 %	69 %	76 %	76 %	80 %	77 %	75 %	77 %	70 %	75 %	79 %	69 %	82 %	78 %	75 %	76 %	71 %	74 %	
Percentiles																									
10 %	-	-	-	-	16.2	21.7	24.0	21.4	24.2	24.0	23.6	22.6	24.0	22.9	20.0	23.8	24.0	21.9	24.2	24.2	24.6	24.2	24.0	25.5	
15 %	-	-	-	-	22.2	24.4	26.4	22.6	25.2	25.0	24.4	24.0	25.2	23.6	21.7	25.0	25.0	23.3	25.5	25.2	25.7	25.9	25.2	27.3	
50 %	-	-	-	-	29.8	31.7	31.4	28.4	29.8	29.5	28.6	28.9	29.8	28.1	27.3	29.2	29.2	28.6	28.9	29.2	30.1	30.4	29.8	31.7	
85 %	-	-	-	-	31.7	37.2	36.3	33.5	34.6	33.9	32.7	33.1	34.2	32.7	32.0	34.2	33.1	33.9	32.7	33.9	35.0	35.0	35.5	36.8	
90 %	-	-	-	-	32.7	39.7	37.7	34.6	35.0	35.0	33.9	34.2	35.9	33.9	33.9	35.5	34.2	35.0	33.9	35.0	35.9	36.3	36.8	38.2	
Exceeded	-	-	-	-	0	1	4	6	6	4	4	2	7	5	5	5	2	7	2	5	0	0	0	0	
45	-	-	-	-	0 %	1.4 %	2.6 %	1.5 %	1.7 %	1.1 %	1.0 %	0.5 %	1.7 %	1.2 %	1.3 %	1.1 %	0.4 %	1.6 %	0.4 %	1.4 %	0 %	0 %	0 %	0 %	
55	-	-	-	-	0	0	1	3	4	3	3	2	6	4	5	5	1	6	2	4	0	0	0	0	
65	-	-	-	-	0	0	0	0.7 %	1.1 %	0.8 %	0.8 %	0.5 %	1.4 %	0.9 %	1.3 %	1.1 %	0.2 %	1.4 %	0.4 %	1.1 %	0 %	0 %	0 %	0 %	
	-	-	-	-	0	0	0.6 %	0.5 %	1.1 %	0.5 %	0.5 %	0.2 %	0.7 %	0.2 %	1.0 %	0.9 %	0.2 %	0.7 %	0.2 %	0.6 %	0 %	0 %	0 %	0 %	



City Of San Fernando - Public Works Department  
 117 Macneil Street  
 San Fernando, CA 91340

Description 1: Maclay Ave  
 Description 2: Fourth Street  
 Description 3: Glenoaks

Site: 0000000000

Weekly Volume, per Channel  
 Channel: NB

Interval Begin	Mon 1/30/2012	Tue 1/31/2012	Wed 2/1/2012	Thu 2/2/2012	Fri 2/3/2012	Sat 2/4/2012	Sun 2/5/2012	Mon - Fri Average	Week Average
12:00 AM	-	24	25	25	36	72	79	27.5	43.5
1:00 AM	-	16	15	17	13	34	53	15.3	24.7
2:00 AM	-	8	4	3	20	23	37	8.8	15.8
3:00 AM	-	16	14	16	17	23	22	15.8	18.0
4:00 AM	-	24	16	20	18	20	23	19.5	20.2
5:00 AM	-	68	71	63	69	35	20	67.8	54.3
6:00 AM	-	131	128	136	127	74	54	130.5	108.3
7:00 AM	-	378	329	325	356	140	102	347.0	271.7
8:00 AM	-	402	336	413	339	267	205	372.5	327.0
9:00 AM	-	338	272	331	327	350	371	317.0	331.5
10:00 AM	-	378	357	372	391	495	377	374.5	395.0
11:00 AM	381	453	407	472	436	533	482	429.8	452.0
12:00 PM	414	487	467	528	511	573	467	481.4	492.4
1:00 PM	426	468	408	423	475	544	469	440.0	459.0
2:00 PM	444	473	477	490	529	497	476	482.6	483.7
3:00 PM	540	488	566	519	558	482	439	534.2	513.1
4:00 PM	596	558	583	577	632	426	334	589.2	529.4
5:00 PM	554	605	602	605	653	416	306	603.8	534.4
6:00 PM	477	453	519	505	532	372	237	497.4	442.3
7:00 PM	366	325	364	413	428	297	284	379.2	353.9
8:00 PM	230	297	257	291	295	269	212	274.0	264.4
9:00 PM	144	143	182	174	205	200	144	169.6	170.3
10:00 PM	84	85	105	90	190	144	86	110.8	112.0
11:00 PM	29	49	47	50	104	128	39	55.8	63.7
Totals	4685	6667	6551	6859	7261	6414	5318	6743.8	6480.7

Peak Hours	Volume	Factor
12:00 AM - 1:00 AM	496	0.81
7:30 AM - 8:30 AM	431	0.79
11:00 AM - 12:00 PM	472	0.89
3:45 PM - 4:45 PM	622	0.89
5:00 PM - 6:00 PM	605	0.94
7:30 AM - 8:30 AM	436	0.89
10:15 AM - 11:00 AM	535	0.90
11:00 AM - 12:00 PM	482	0.82
12:00 PM - 1:00 PM	501	0.94
3:45 PM - 4:45 PM	606.8	0.95
5:00 PM - 6:00 PM	653	0.93
7:30 AM - 8:30 AM	454.5	0.86
11:00 AM - 12:00 PM	452.0	0.91
12:00 PM - 1:00 PM	551.4	0.96

City Of San Fernando - Public Works Department  
117 Macneil Street  
San Fernando, CA 91340

Description 1: N Macley Ave  
Description 2: Fourth St  
Description 3: Glenoaks

Site: 0000000000000

Weekly Volume, per Channel  
Channel: SB

Interval	Mon 3/5/2012	Tue 3/6/2012	Wed 3/7/2012	Thu 3/8/2012	Fri 3/9/2012	Sat 3/10/2012	Sun 3/11/2012	Mon - Fri Average	Week Average
12:00 AM	29	19	13	13	29	52	50	20.6	29.3
1:00 AM	19	9	3	10	10	24	44	10.2	17.0
2:00 AM	8	8	5	7	10	22	34	7.6	13.4
3:00 AM	5	8	11	12	12	19	13	9.6	11.4
4:00 AM	13	14	19	28	29	13	18	20.6	19.1
5:00 AM	69	73	65	69	73	44	52	69.8	63.6
6:00 AM	167	183	190	156	181	80	112	175.4	152.7
7:00 AM	423	410	411	413	400	180	182	411.4	345.6
8:00 AM	385	386	337	350	403	369	271	384.4	366.0
9:00 AM	393	349	337	372	380	445	370	366.2	378.0
10:00 AM	366	433	367	398	434	472	427	399.6	413.9
11:00 AM	395	395	392	429	438	562	464	409.8	439.3
12:00 PM	450	441	442	424	512	592	525	453.8	483.7
1:00 PM	430	484	431	426	455	542	463	445.2	461.6
2:00 PM	422	406	401	398	401	485	487	423.0	441.0
3:00 PM	497	457	471	452	489	468	396	473.2	461.4
4:00 PM	462	442	439	455	478	469	390	462.2	452.9
5:00 PM	437	424	446	442	471	437	335	449.0	431.0
6:00 PM	317	411	409	472	496	384	340	445.0	421.3
7:00 PM	204	297	315	356	368	311	257	330.6	317.3
8:00 PM	113	203	216	275	294	217	167	238.4	225.1
9:00 PM	70	113	138	165	199	202	62	145.6	141.7
10:00 PM	26	62	66	87	118	127	25	80.6	79.3
11:00 PM		35	41	38	73	76	22	42.6	44.4
<b>Totals</b>	<b>6197</b>	<b>6062</b>	<b>6026</b>	<b>6247</b>	<b>6840</b>	<b>6592</b>	<b>5506</b>	<b>6274.4</b>	<b>6210.0</b>
<b>Peak Hours</b>									
12:00 AM -	7:30 AM	7:30 AM	7:30 AM	7:15 AM	7:30 AM	10:45 AM	10:45 AM	7:30 AM	10:45 AM
Volume	491	461	479	451	486	575	465	469.0	445.3
Factor	0.94	0.94	0.84	0.92	0.90	0.90	0.95	0.91	0.95
12:00 PM -	3:30 PM	1:15 PM	3:00 PM	3:15 PM	12:00 PM	12:00 PM	12:15 PM	3:15 PM	12:00 PM
Volume	523	489	471	486	512	592	536	480.8	483.7
Factor	0.97	0.87	0.96	0.94	0.88	0.95	0.86	0.97	0.98

**CITY OF SAN FERNANDO  
ENGINEERING AND TRAFFIC SURVEY  
TO ESTABLISH AN ENFORCABLE SPEED LIMIT**

Survey No.: 20B  
 Street: Maclay Avenue  
 Limits: Fourth Street to Truman Street  
 Existing Speed Limit: 15 MPH posted (35 MPH prior survey in 2005)

**SPEEDS**

Location of Survey: N/o First Street Date Measured: 2/9/2012 – 10 to 11 AM  
 Mean Speed (Average): 23 MPH Critical Speed (85<sup>th</sup> Percentile): 28 MPH  
 10 Mile Pace Speed: 18 to 28 MPH  
 Percentages Related To Pace Speed: 69% within pace  
 90<sup>th</sup> Percentile Speed: 30 MPH

**ROADWAY DESIGN AND TRAFFIC CHARACTERISTICS**

Width: 34 feet and variable Number of Lanes (Both Directions): Two thru lanes from Fourth Street to First Street; four thru lanes from First Street to Truman Street  
 Segment Length: 0.30 miles  
 Average Daily Traffic: 13,000 vehicles Date Measured: 2/14/2012  
 Existing Conditions: Commercial development on both sides; angle parking on west side and parallel parking with bulb outs on east side; straight alignment; streetscape project implemented since prior survey in 2005

**COLLISION CHARACTERISTICS**


Collision Period Analyzed: 1/1/2008 thru 12/31/2010 (3 years)  
 Total Number of Midblock Collisions: 17 collisions  
 Calculated Collision Rate: 3.98 collisions per million vehicle miles  
 Statewide Average Collision Rate: 1.69 collisions per million vehicle miles  
 Calculated Collision Rate Compared To Statewide Average Rate: 2.3 times higher than average

**SURVEY RESULTS**

Recommendation: In accordance with applicable provisions of the California Vehicle Code and Section 2B.13 of the 2012 California MUTCD, the Engineering and Traffic Survey including the analysis of the speed measurements indicates the 28 MPH 85<sup>th</sup> percentile speed should initially be rounded up to 30 MPH. Reducing the speed limit to 25 MPH (Option 1) is justified based on the high collision history (a condition not readily apparent) as well as by the alternative method to round down to 25 MPH (Option 2), and the existing posted speed limit of 15 MPH should be increased to 25 MPH.

Prepared by: Tom Brohard, PE  
 California Civil Engineer #C24577  
 California Traffic Engineer #TR724  
 Date: April 5, 2012

*Tom Brohard*

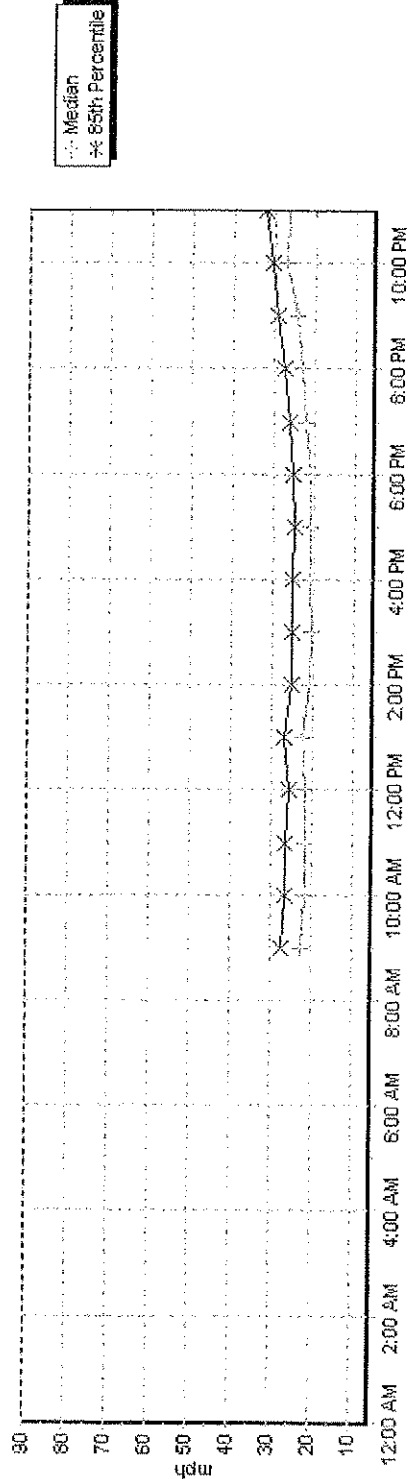


City Of San Fernando - Public Works Department  
 117 Macneil Street  
 San Fernando, CA 91340

Description 1: N Macley Ave Site: 0000000000000  
 Description 2: First Street Date: 2/9/2012  
 Description 3: Fourth Street Thursday

Daily Speed Statistics  
 Channel: NB

	12:00 AM	1:00 AM	2:00 AM	3:00 AM	4:00 AM	5:00 AM	6:00 AM	7:00 AM	8:00 AM	9:00 AM	10:00 AM	11:00 AM	12:00 PM	1:00 PM	2:00 PM	3:00 PM	4:00 PM	5:00 PM	6:00 PM	7:00 PM	8:00 PM	9:00 PM	10:00 PM	11:00 PM
Count	152	312	384	411	411	464	497	484	536	487	360	248	184	103	47									
Minimum	8.0	5.8	9.7	5.3	5.4	6.2	5.2	5.4	5.1	7.0	10.3	8.1	14.0	15.1	13.1									
Maximum	32.4	41.4	38.2	35.5	37.2	33.1	34.2	36.3	34.6	35.5	38.2	34.2	35.0	43.8	46.5									
Average	22.8	21.7	22.1	21.5	22.3	20.7	20.2	20.0	20.3	20.6	22.1	23.1	24.3	26.2	26.9									
Median	22.3	21.6	21.7	21.7	22.2	20.8	20.3	20.5	20.5	20.8	22.1	23.0	24.2	26.8	26.4									
Pace	18.1 - 16.5 -	16.9 - 16.6 -	17.1 - 15.9 -	14.7 - 15.0 -	15.1 - 16.4 -	18.7 - 19.9 -	19.9 - 19.2 -																	
Range	28.1 26.5	26.9 26.6	27.1 25.9	24.7 25.0	26.4 26.4	28.7 29.9	29.9 29.2																	
Count	124 228	305 322	324 359	340 326	380 298	199 138	74 29																	
	82 % 73 %	78 % 80 %	79 % 77 %	68 % 67 %	78 % 83 %	80 % 75 %	72 % 62 %																	
Percentiles																								
10 %	18.1	15.4	17.1	15.0	13.1	13.2	14.5	14.6	17.1	17.6	18.6	19.3	18.3											
15 %	19.1	16.8	17.8	17.0	16.1	14.8	14.5	15.5	16.2	18.1	18.9	19.3	19.6											
50 %	22.2	21.6	21.7	22.2	20.8	20.1	20.5	20.8	22.1	22.9	24.2	26.8	26.1											
85 %	27.1	26.4	26.4	25.7	25.2	24.4	25.0	25.9	27.3	28.9	30.1	32.0	32.0											
90 %	27.8	27.3	27.6	27.8	26.8	26.4	25.5	25.9	26.8	28.1	29.5	31.7	34.2											
Exceeded	0 %	0 %	0 %	0 %	0 %	0 %	0 %	0 %	0 %	0 %	0 %	0 %	0 %	0 %	0 %									
45	0 %	0 %	0 %	0 %	0 %	0 %	0 %	0 %	0 %	0 %	0 %	0 %	0 %	0 %	0 %									
55	0 %	0 %	0 %	0 %	0 %	0 %	0 %	0 %	0 %	0 %	0 %	0 %	0 %	0 %	0 %									
65	0 %	0 %	0 %	0 %	0 %	0 %	0 %	0 %	0 %	0 %	0 %	0 %	0 %	0 %	0 %									





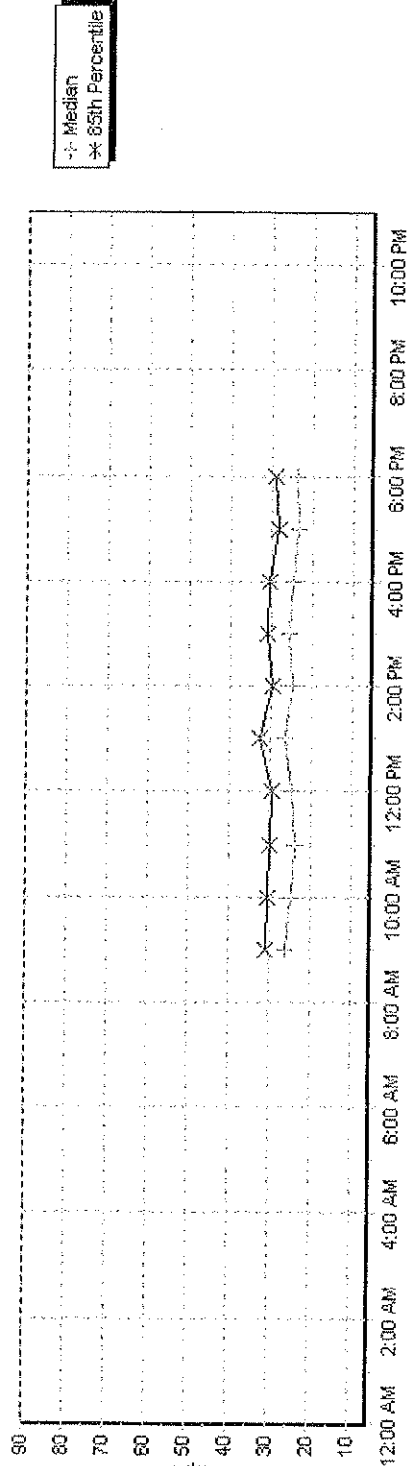
City Of San Fernando - Public Works Department  
 117 Macneil Street  
 San Fernando, CA 91340

Description 1: N MacLay Ave  
 Description 2: First St  
 Description 3: Fourth St

Site: 000000000000  
 Date: 2/9/2012  
 Thursday

Daily Speed Statistics  
 Channel: SB

mph	12:00 AM	1:00 AM	2:00 AM	3:00 AM	4:00 AM	5:00 AM	6:00 AM	7:00 AM	8:00 AM	9:00 AM	10:00 AM	11:00 AM	12:00 PM	1:00 PM	2:00 PM	3:00 PM	4:00 PM	5:00 PM	6:00 PM	7:00 PM	8:00 PM	9:00 PM	10:00 PM	11:00 PM
Count	204	415	448	490	423	446	490	456	529	456	456	490	456	490	446	490	456	529	456	0	0	3	2	0
Minimum	11.2	5.9	5.6	5.1	5.8	6.8	7.2	8.6	5.7	7.9	8.6	7.2	8.6	7.2	6.8	7.2	8.6	5.7	7.9	-	-	6.8	18.5	-
Maximum	43.2	42.0	43.2	40.8	45.8	46.5	43.2	43.2	40.3	59.6	43.2	43.2	43.2	43.2	46.5	43.2	43.2	40.3	59.6	-	-	19.0	27.1	-
Average	26.2	24.5	24.2	24.6	26.2	25.0	25.6	25.1	23.1	24.4	25.0	25.6	25.1	23.1	24.4	25.6	24.8	23.5	23.8	-	-	-	-	-
Median	26.1	24.6	23.8	24.6	26.4	24.6	25.7	24.8	23.5	23.8	24.6	25.7	24.8	23.5	24.6	25.7	24.8	23.5	23.8	-	-	-	-	-
Pace	20.3 -	20.4 -	18.9 -	20.1 -	20.4 -	19.2 -	20.4 -	20.4 -	17.9 -	18.2 -	20.4 -	20.4 -	20.4 -	19.2 -	20.4 -	20.4 -	20.4 -	17.9 -	18.2 -	-	-	-	-	-
Range	30.3	30.4	28.9	30.1	30.4	29.2	30.4	30.4	27.9	28.2	30.4	30.4	30.4	27.9	30.4	30.4	30.4	27.9	28.2	-	-	-	-	-
Count	155	271	317	352	265	328	352	328	361	357	328	352	328	361	328	352	328	361	357	-	-	-	-	-
Percentiles	76 %	65 %	71 %	72 %	63 %	74 %	72 %	72 %	68 %	78 %	72 %	72 %	72 %	68 %	74 %	72 %	72 %	68 %	78 %	-	-	-	-	-
10 %	20.5	16.9	17.8	18.4	18.1	19.2	19.2	18.7	16.0	19.2	18.4	18.1	19.2	16.0	19.2	19.2	18.7	16.0	19.2	-	-	-	-	-
15 %	21.4	18.9	19.3	19.6	20.1	20.1	20.7	20.1	17.5	20.1	21.4	20.1	20.7	17.5	20.1	20.7	20.1	17.5	20.1	-	-	-	-	-
50 %	26.1	24.4	23.8	24.6	26.1	24.6	25.7	24.8	23.5	23.8	24.6	25.7	24.8	23.5	24.6	25.7	24.8	23.5	23.8	-	-	-	-	-
85 %	30.7	30.4	29.8	29.5	32.4	29.5	30.7	30.1	28.1	28.9	30.7	30.7	30.1	28.1	28.9	30.7	30.1	28.1	28.9	-	-	-	-	-
90 %	32.0	31.7	31.7	31.0	33.9	31.4	32.0	31.7	29.5	31.0	31.7	32.0	31.7	29.5	31.0	32.0	31.7	29.5	31.0	-	-	-	-	-
Exceeded	0	0	0	0	0	2	0	0	0	1	0	0	0	0	2	0	0	0	1	-	-	-	-	-
45	0 %	0 %	0 %	0 %	0.5 %	0.4 %	0 %	0 %	0 %	0.2 %	0 %	0 %	0 %	0 %	0.4 %	0 %	0 %	0 %	0.2 %	-	-	-	-	-
55	0 %	0 %	0 %	0 %	0 %	0 %	0 %	0 %	0 %	0 %	0 %	0 %	0 %	0 %	0 %	0 %	0 %	0 %	0 %	-	-	-	-	-
65	0 %	0 %	0 %	0 %	0 %	0 %	0 %	0 %	0 %	0 %	0 %	0 %	0 %	0 %	0 %	0 %	0 %	0 %	0 %	-	-	-	-	-



City Of San Fernando - Public Works Department  
 117 Macneil Street  
 San Fernando, CA 91340

Description 1: N Maclay Ave  
 Description 2: First Street  
 Description 3: Fourth Street

Site: 00000000000000

Weekly Volume, per Channel  
 Channel: NB

Interval Begin	Mon 2/13/2012	Tue 2/14/2012	Wed 2/15/2012	Thu 2/16/2012	Fri 2/17/2012	Sat 2/18/2012	Sun 2/19/2012	Mon - Fri Average	Week Average
12:00 AM	29	21	36	30	38	-	-	30.8	30.8
1:00 AM	19	13	20	18	29	-	-	19.8	19.8
2:00 AM	12	6	11	11	19	-	-	11.8	11.8
3:00 AM	18	15	17	12	22	-	-	16.8	16.8
4:00 AM	16	19	10	18	17	-	-	16.0	16.0
5:00 AM	63	58	52	60	63	-	-	59.2	59.2
6:00 AM	102	124	103	114	110	-	-	110.6	110.6
7:00 AM	285	280	317	313	290	-	-	297.0	297.0
8:00 AM	353	408	373	370	371	-	-	375.0	375.0
9:00 AM	254	355	273	259	316	-	-	291.4	291.4
10:00 AM	320	346	353	293	361	-	-	334.6	334.6
11:00 AM	392	436	371	266	396	-	-	372.2	372.2
12:00 PM	412	500	428	220	467	-	-	405.4	405.4
1:00 PM	452	431	416	412	461	-	-	434.4	434.4
2:00 PM	413	463	413	414	443	-	-	429.2	429.2
3:00 PM	511	483	495	500	227	-	-	492.4	492.4
4:00 PM	507	517	534	507	-	-	-	516.3	516.3
5:00 PM	561	549	499	570	-	-	-	544.8	544.8
6:00 PM	480	480	426	508	-	-	-	473.5	473.5
7:00 PM	343	360	324	363	-	-	-	347.5	347.5
8:00 PM	253	271	228	262	-	-	-	253.5	253.5
9:00 PM	167	191	135	158	-	-	-	162.8	162.8
10:00 PM	85	114	77	84	-	-	-	90.0	90.0
11:00 PM	41	48	46	41	-	-	-	44.0	44.0
Totals	6088	6488	5957	5803	3630	-	-	6128.9	6128.9
Peak Hours									
12:00 AM - 12:00 PM	7:30 AM	11:00 AM	7:30 AM	7:30 AM	7:30 AM	-	-	7:30 AM	7:30 AM
Volume	402	436	434	431	403	-	-	416.6	416.6
Factor	0.84	0.91	0.83	0.78	0.84	-	-	0.80	0.80
12:00 PM - 12:00 AM	5:00 PM	5:00 PM	4:15 PM	5:30 PM	1:30 PM	-	-	5:00 PM	5:00 PM
Volume	561	549	557	572	482	-	-	544.7	544.7
Factor	0.89	0.97	0.86	0.92	0.87	-	-	0.95	0.95

City Of San Fernando - Public Works Department  
 117 Macneil Street  
 San Fernando, CA 91340

Description 1: N MacLay Ave  
 Description 2: First St  
 Description 3: Fourth St

Site: 00000000000

Weekly Volume, per Channel  
 Channel: SB

Interval Begin	Mon 2/6/2012	Tue 2/7/2012	Wed 2/8/2012	Thu 2/9/2012	Fri 2/10/2012	Sat 2/11/2012	Sun 2/12/2012	Mon - Fri Average	Week Average
12:00 AM	-	-	-	-	0	47	59	0.0	35.3
1:00 AM	-	-	-	-	0	32	52	0.0	28.0
2:00 AM	-	-	-	-	0	22	35	0.0	19.0
3:00 AM	-	-	-	-	0	11	17	0.0	9.3
4:00 AM	-	-	-	-	1	21	16	1.0	12.7
5:00 AM	-	-	-	-	3	43	20	3.0	22.0
6:00 AM	-	-	-	-	7	98	61	7.0	55.3
7:00 AM	-	-	-	-	14	202	169	14.0	128.3
8:00 AM	-	-	-	-	9	349	242	9.0	200.0
9:00 AM	-	-	-	204	4	425	309	118.9	251.2
10:00 AM	-	-	-	415	3	540	478	209.0	359.0
11:00 AM	-	-	-	448	8	590	451	228.0	374.3
12:00 PM	-	-	-	490	7	631	538	248.5	416.5
1:00 PM	-	-	-	423	2	598	557	212.5	395.0
2:00 PM	-	-	-	446	472	521	505	459.0	486.0
3:00 PM	-	-	-	490	508	527	456	499.0	495.3
4:00 PM	-	-	-	456	567	430	415	511.5	467.0
5:00 PM	-	-	-	529	513	422	343	521.0	451.8
6:00 PM	-	-	-	456	492	398	331	474.0	419.3
7:00 PM	-	-	-	0	373	288	256	186.5	229.3
8:00 PM	-	-	-	0	275	226	203	137.5	176.0
9:00 PM	-	-	-	3	178	178	147	90.5	126.5
10:00 PM	-	-	-	2	126	141	61	64.0	82.5
11:00 PM	-	-	-	0	90	78	30	45.0	49.5
Totals	-	-	-	4362	3652	6818	5751	4038.9	5289.0
Peak Hours	-	-	-	11:00 AM	7:00 AM	11:00 AM	10:30 AM	11:00 AM	11:00 AM
12:00 AM -	-	-	-	448	14	590	487	228.0	374.3
Volume	-	-	-	0.92	0.58	0.92	0.86	0.93	0.97
Factor	-	-	-	5:15 PM	4:00 PM	12:15 PM	1:15 PM	3:15 PM	2:45 PM
12:00 PM -	-	-	-	533	567	644	563	525.5	502.5
Volume	-	-	-	0.95	0.89	0.97	0.95	0.94	0.96
Factor	-	-	-	-	-	-	-	-	-

**CITY OF SAN FERNANDO  
ENGINEERING AND TRAFFIC SURVEY  
TO ESTABLISH AN ENFORCABLE SPEED LIMIT**

Survey No.: 21  
 Street: Mission Boulevard  
 Limits: Truman Street to South City Limit  
 Existing Speed Limit: 35 MPH

**SPEEDS**

Location of Survey: S/o Hollister Street Date Measured: 2/24/2005  
 Mean Speed (Average): 33 MPH Critical Speed (85<sup>th</sup> Percentile): 40 MPH  
 10 Mile Pace Speed: 31 thru 40 MPH  
 Percentages Related To Pace Speed: 66% within pace 8% over 26% under  
 95<sup>th</sup> Percentile Speed: 42 MPH Range of Speeds: 18 thru 47 MPH

**ROADWAY DESIGN AND TRAFFIC CHARACTERISTICS**

Width: 60 feet Number of Lanes (Both Directions): Four thru lanes  
 Segment Length: 0.58 miles  
 Average Daily Traffic: 13,200 vehicles Date Measured: 3/1/2005  
 Existing Conditions: Commercial development on both sides for majority of length; some fronting residential development on both sides at south end; left turn lanes and no on street parking from Pico Street north; parking allowed on both sides from Pico Street south; straight alignment

**COLLISION CHARACTERISTICS**

Collision Period Analyzed: 1/1/2001 thru 12/31/2003 (3 years)  
 Total Number of Midblock Collisions: 46 collisions  
 Calculated Collision Rate: 5.49 collisions per million vehicle miles  
 Statewide Average Collision Rate: 3.55 collisions per million vehicle miles  
 Calculated Collision Rate Compared To Statewide Average Rate: More than 1.5 times average

**SURVEY RESULTS**

Recommendation: The March 11, 2005 engineering and traffic survey summarized above recommended that the existing 35 MPH speed limit be retained. A field review on December 26, 2011 disclosed that no significant changes in roadway or traffic conditions have occurred since 2005. In accordance with California Vehicle Code Section 40802, the March 11, 2005 engineering and traffic survey is extended by three years and now expires on March 11, 2015.

Prepared by: Tom Brohard, PE  
 California Civil Engineer #C24577  
 California Traffic Engineer #TR724  
 Date: March 9, 2012

*Tom Brohard*



**CITY OF SAN FERNANDO  
ENGINEERING AND TRAFFIC SURVEY  
TO ESTABLISH AN ENFORCABLE SPEED LIMIT**

Survey No.: 22  
 Street: Orange Grove Avenue  
 Limits: North City Limit to Glenoaks Boulevard  
 Existing Speed Limit: 25 MPH

**SPEEDS**

Location of Survey: N/o Lucas Street Date Measured: 2/24/2005  
 Mean Speed (Average): 30 MPH Critical Speed (85<sup>th</sup> Percentile): 35 MPH  
 10 Mile Pace Speed: 24 thru 33 MPH  
 Percentages Related To Pace Speed: 75% within pace 21% over 4% under  
 95<sup>th</sup> Percentile Speed: 40 MPH Range of Speeds: 22 thru 45 MPH

**ROADWAY DESIGN AND TRAFFIC CHARACTERISTICS**

Width: 36 feet Number of Lanes (Both Directions): Two thru lanes  
 Segment Length: 0.55 miles  
 Average Daily Traffic: 3,160 vehicles Date Measured: 2/24/2005  
 Existing Conditions: Fronting residential development with parking allowed on both sides except immediately north of Glenoaks Boulevard to accommodate left turn lane; straight alignment

**COLLISION CHARACTERISTICS**

Collision Period Analyzed: 1/1/2001 thru 12/31/2003 (3 years)  
 Total Number of Midblock Collisions: 4 collisions  
 Calculated Collision Rate: 2.10 collisions per million vehicle miles  
 Statewide Average Collision Rate: 1.55 collisions per million vehicle miles  
 Calculated Collision Rate Compared To Statewide Average Rate: Slightly higher than average

**SURVEY RESULTS**

Recommendation: The March 11, 2005 engineering and traffic survey summarized above recommended that the existing 25 MPH speed limit be retained. A field review on December 26, 2011 disclosed that no significant changes in roadway or traffic conditions have occurred since 2005. In accordance with California Vehicle Code Section 40802, the March 11, 2005 engineering and traffic survey is extended by three years and now expires on March 11, 2015.

Prepared by: Tom Brohard, PE  
 California Civil Engineer #C24577  
 California Traffic Engineer #TR724  
 Date: March 9, 2012

*Tom Brohard*



**CITY OF SAN FERNANDO  
ENGINEERING AND TRAFFIC SURVEY  
TO ESTABLISH AN ENFORCABLE SPEED LIMIT**

Survey No.: 23  
 Street: Orange Grove Avenue  
 Limits: Glenoaks Boulevard to Fourth Street  
 Existing Speed Limit: 25 MPH

**SPEEDS**

Location of Survey: N/o Library Street      Date Measured: 3/13/2012 – 10 AM to 12 Noon  
 Mean Speed (Average): 24 MPH      Critical Speed (85<sup>th</sup> Percentile): 29 MPH  
 10 Mile Pace Speed: 18 to 28 MPH  
 Percentages Related To Pace Speed: 74% within pace  
 90<sup>th</sup> Percentile Speed: 30 MPH

**ROADWAY DESIGN AND TRAFFIC CHARACTERISTICS**

Width: 36 feet      Number of Lanes (Both Directions): Two thru lanes  
 Segment Length: 0.50 miles  
 Average Daily Traffic: 1,360 vehicles      Date Measured: 3/13/2012  
 Existing Conditions: Fronting residential development with parking allowed on both sides; industrial development with parking allowed on both sides at First Street; straight alignment; speed humps added since 2005 survey

**COLLISION CHARACTERISTICS**

Collision Period Analyzed: 1/1/2008 thru 12/31/2010 (3 years)  
 Total Number of Midblock Collisions: 1 collision  
 Calculated Collision Rate: 1.34 collisions per million vehicle miles  
 Statewide Average Collision Rate: 1.69 collisions per million vehicle miles  
 Calculated Collision Rate Compared To Statewide Average Rate: Less than the average

**SURVEY RESULTS**

Recommendation: In accordance with applicable provisions of the California Vehicle Code and Section 2B.13 of the 2012 California MUTCD, the Engineering and Traffic Survey including the analysis of speed measurements indicates the 85<sup>th</sup> percentile speed of 29 MPH should initially be rounded up to 30 MPH. Reducing the speed limit by the alternative method to round down to 25 MPH (Option 2) is justified, and the existing posted speed limit of 25 MPH should be retained.

Prepared by: Tom Brohard, PE  
 California Civil Engineer #C24577  
 California Traffic Engineer #TR724  
 Date: April 5, 2012

*Tom Brohard*



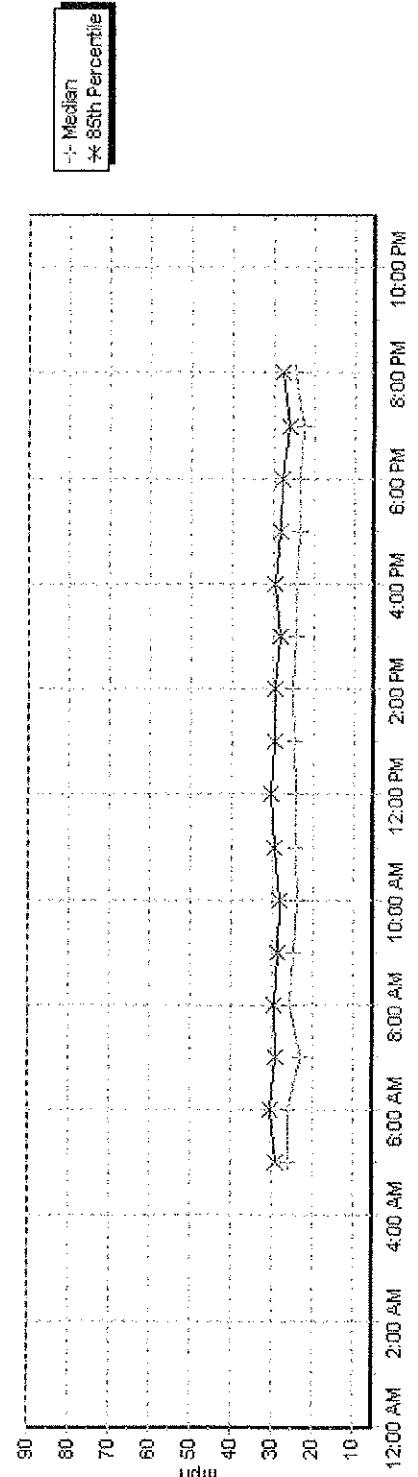
City Of San Fernando - Public Works Department  
 117 Macneil Street  
 San Fernando, CA 91340

Site: 00000000000  
 Date: 3/13/2012  
 Tuesday

Description 1: Orange Grove  
 Description 2: Fourth  
 Description 3: Glenoaks

Daily Speed Statistics  
 Combined Channels

mph	12:00 AM	1:00 AM	2:00 AM	3:00 AM	4:00 AM	5:00 AM	6:00 AM	7:00 AM	8:00 AM	9:00 AM	10:00 AM	11:00 AM	12:00 PM	1:00 PM	2:00 PM	3:00 PM	4:00 PM	5:00 PM	6:00 PM	7:00 PM	8:00 PM	9:00 PM	10:00 PM	11:00 PM
Count	4	0	3	6	12	31	80	52	49	58	79	94	90	104	112	129	111	84	59	40	16	8	4	
Minimum	22.6	-	20.0	19.2	16.5	8.8	10.1	10.6	11.5	7.9	14.8	13.2	13.0	12.5	11.5	8.2	10.7	9.8	8.0	11.3	17.2	18.6	18.4	
Maximum	34.6	-	30.4	32.4	28.4	40.3	36.3	39.2	36.3	35.0	40.3	37.7	37.2	35.0	36.8	38.7	35.0	35.9	32.0	37.2	39.7	28.6	31.4	
Average	-	-	-	-	-	24.4	25.8	23.3	25.0	24.4	23.5	24.7	25.3	24.9	24.1	24.3	23.7	23.1	22.1	23.9	-	-	-	
Median	-	-	-	-	-	25.9	25.8	23.0	24.4	23.6	24.0	24.3	24.7	25.1	24.3	24.0	23.5	23.1	22.2	24.4	-	-	-	
<u>Pace</u>																								
Range	-	-	-	-	-	19.3 - 20.8	17.4 - 19.6	18.6 - 18.6	18.2 - 17.9	18.4 - 18.4	20.5 - 18.7	20.1 - 20.4	20.4 - 20.4	17.6 - 16.5	18.6 - 18.6	16.5 - 16.5	17.6 - 17.6	16.5 - 16.5	16.5 - 16.5	16.5 - 16.5	16.5 - 16.5	16.5 - 16.5	16.5 - 16.5	
Count	-	-	-	-	-	29.3	30.8	27.4	29.6	28.2	27.9	28.4	30.5	28.7	30.1	30.4	30.4	27.6	26.5	28.6	-	-	-	
Percentiles																								
10 %	-	-	-	-	-	13.2	20.4	17.1	18.6	15.1	19.0	19.5	19.6	18.5	18.3	17.8	17.6	16.5	16.5	16.5	16.5	16.5	16.5	
15 %	-	-	-	-	-	18.5	21.3	18.1	19.3	18.2	19.6	20.7	20.5	19.3	19.7	19.1	18.7	18.1	17.2	19.3	-	-	-	
50 %	-	-	-	-	-	24.2	25.7	22.9	25.7	24.0	23.3	24.2	24.6	24.8	24.2	23.8	23.3	23.1	21.9	24.4	-	-	-	
85 %	-	-	-	-	-	28.9	30.4	28.9	28.6	28.1	29.5	30.1	29.5	29.2	28.1	29.5	28.1	27.6	25.9	27.6	-	-	-	
90 %	-	-	-	-	-	28.9	31.7	30.7	31.0	29.8	31.0	31.4	30.1	30.7	29.2	30.4	29.5	28.4	27.6	27.8	-	-	-	
<u>Exceeded</u>																								
45	-	-	-	-	-	0	0	0	0	0	0	1	0	0	0	0	0	0	0	0	0	0	0	0
55	-	-	-	-	-	0	0	0	0	0	0	1	0	0	0	0	0	0	0	0	0	0	0	0
65	-	-	-	-	-	0	0	0	0	0	0	1	0	0	0	0	0	0	0	0	0	0	0	0



City Of San Fernando - Public Works Department  
 117 Macneil Street  
 San Fernando, CA 91340

Site: 000000000000

Description 1: Orange Grove  
 Description 2: Fourth  
 Description 3: Glenoaks

Weekly Volume

Interval	Mon 3/12/2012		Tue 3/13/2012		Wed 3/14/2012		Thu 3/15/2012		Fri 3/16/2012		Sat 3/17/2012		Sun 3/18/2012		Mon - Fri Average		Week Average	
	NB	SB	NB	SB	NB	SB	NB	SB	NB	SB	NB	SB	NB	SB	NB	SB	NB	SB
12:00 AM Bsgin	2	2	2	2	0	2	-	-	-	-	-	-	-	-	-	1.3	2.0	2.0
1:00 AM	2	0	0	0	0	0	-	-	-	-	-	-	-	-	-	0.7	0.0	0.0
2:00 AM	0	0	0	0	0	0	-	-	-	-	-	-	-	-	-	1.0	0.0	0.0
3:00 AM	5	3	2	4	2	4	-	-	-	-	-	-	-	-	-	3.0	3.7	3.7
4:00 AM	8	9	2	10	3	8	-	-	-	-	-	-	-	-	-	4.3	9.0	9.0
5:00 AM	15	13	17	14	16	19	-	-	-	-	-	-	-	-	-	16.0	15.3	15.3
6:00 AM	74	63	79	53	84	67	-	-	-	-	-	-	-	-	-	79.0	61.0	79.0
7:00 AM	44	32	37	43	40	35	-	-	-	-	-	-	-	-	-	40.3	36.7	40.3
8:00 AM	26	21	23	23	23	24	-	-	-	-	-	-	-	-	-	27.7	19.7	19.7
9:00 AM	22	23	26	23	24	20	-	-	-	-	-	-	-	-	-	24.0	22.0	22.0
10:00 AM	37	34	32	26	37	32	-	-	-	-	-	-	-	-	-	35.3	30.7	30.7
11:00 AM	29	44	31	48	32	38	-	-	-	-	-	-	-	-	-	30.7	43.3	43.3
12:00 PM	39	34	34	54	40	43	-	-	-	-	-	-	-	-	-	41.7	39.0	41.7
1:00 PM	40	51	46	44	51	54	-	-	-	-	-	-	-	-	-	45.7	49.7	45.7
2:00 PM	59	52	52	52	19	28	-	-	-	-	-	-	-	-	-	43.3	44.0	44.0
3:00 PM	50	80	51	61	0	0	-	-	-	-	-	-	-	-	-	33.7	47.0	33.7
4:00 PM	67	57	46	46	0	0	-	-	-	-	-	-	-	-	-	45.2	56.0	45.2
5:00 PM	65	57	61	50	-	-	-	-	-	-	-	-	-	-	-	63.0	53.5	63.0
6:00 PM	27	36	38	46	-	-	-	-	-	-	-	-	-	-	-	32.5	41.0	32.5
7:00 PM	19	22	31	28	-	-	-	-	-	-	-	-	-	-	-	25.0	25.0	25.0
8:00 PM	25	19	17	23	-	-	-	-	-	-	-	-	-	-	-	21.0	21.0	21.0
9:00 PM	11	13	7	9	-	-	-	-	-	-	-	-	-	-	-	9.0	11.0	9.0
10:00 PM	6	5	3	5	-	-	-	-	-	-	-	-	-	-	-	4.5	5.0	4.5
11:00 PM	4	2	3	1	-	-	-	-	-	-	-	-	-	-	-	3.5	1.5	3.5
Totals	676	672	674	683	363	370	-	-	-	-	-	-	-	-	-	631.4	637.0	631.4
Combined Split (%)	1348	50.1	1357	50.3	733	50.5	-	-	-	-	-	-	-	-	-	1268.4	50.2	1268.4
Peak Hours 12:00 AM - 12:00 PM	6:15 AM	6:15 AM	6:15 AM	6:15 AM	6:15 AM	6:15 AM	-	-	-	-	-	-	-	-	-	6:15 AM	6:15 AM	6:15 AM
Volume Factor	80	65	85	59	96	69	-	-	-	-	-	-	-	-	-	87.0	64.3	87.0
	0.71	0.77	0.76	0.74	0.87	0.82	-	-	-	-	-	-	-	-	-	0.75	0.78	0.75
Peak Hours 12:00 PM - 12:00 AM	4:15 PM	3:00 PM	5:00 PM	4:00 PM	1:15 PM	12:45 PM	-	-	-	-	-	-	-	-	-	4:30 PM	4:30 PM	4:30 PM
Volume Factor	73	90	61	83	52	56	-	-	-	-	-	-	-	-	-	63.0	69.0	63.0
	0.91	0.69	0.90	0.80	0.81	0.88	-	-	-	-	-	-	-	-	-	0.95	0.82	0.95



**CITY OF SAN FERNANDO  
ENGINEERING AND TRAFFIC SURVEY  
TO ESTABLISH AN ENFORCABLE SPEED LIMIT**

Survey No.: 24  
 Street: Park Avenue  
 Limits: Fourth Street to First Street  
 Existing Speed Limit: 15 MPH posted (25 MPH prior survey in 2005)

**SPEEDS**

Location of Survey: S/o Fourth Street      Date Measured: 2/14/2012 from 10 AM to Noon  
 Mean Speed (Average): 14 MPH      Critical Speed (85<sup>th</sup> Percentile): 19 MPH  
 10 Mile Pace Speed: 8 to 18 MPH  
 Percentages Related To Pace Speed: 85% within pace  
 90<sup>th</sup> Percentile Speed: 20 MPH

**ROADWAY DESIGN AND TRAFFIC CHARACTERISTICS**

Width: 24 feet (Narrow Street)      Number of Lanes (Both Directions): Two thru lanes  
 Segment Length: 0.25 miles  
 Average Daily Traffic: 2,100 vehicles      Date Measured: 2/14/2012  
 Existing Conditions: Residential development on west side; park along east side; on street angle parking along entire west side and most of east side northerly from south end; on street parallel parking on east side at north end; straight alignment; midblock crosswalk at midpoint; speed humps and raised median added since prior survey in 2005

**COLLISION CHARACTERISTICS**

Collision Period Analyzed: 1/1/2008 thru 12/31/2010 (3 years)  
 Total Number of Midblock Collisions: 1 collision  
 Calculated Collision Rate: 0.00 collisions per million vehicle miles  
 Statewide Average Collision Rate: 1.69 collisions per million vehicle miles  
 Calculated Collision Rate Compared To Statewide Average Rate: Less than the average

**SURVEY RESULTS**

Recommendation: In accordance with applicable provisions of the California Vehicle Code Section 22358.3 (Narrow Streets) and Section 2B.13 of the 2012 California MUTCD, the Engineering and Traffic Survey including the analysis of speed measurements indicates the 85<sup>th</sup> percentile speed of 19 MPH should initially be rounded up to 20 MPH. Reducing the speed limit by the alternative method to round down to 15 MPH (Option 2) is justified, and the existing posted speed limit of 15 MPH should be retained.

Prepared by: Tom Brohard, PE  
 California Civil Engineer #C24577  
 California Traffic Engineer #TR724  
 Date: April 5, 2012

*Tom Brohard*



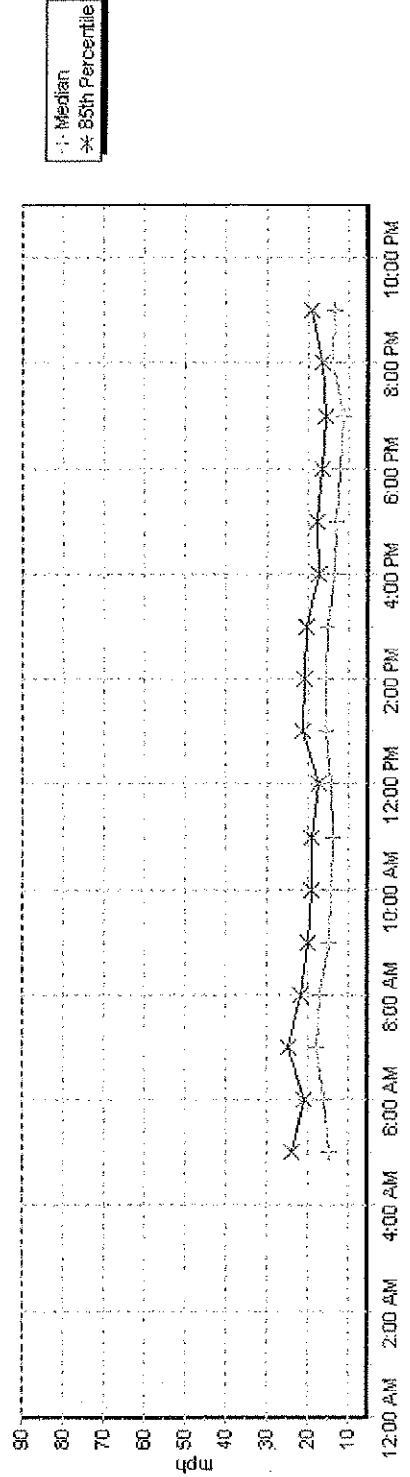
City Of San Fernando - Public Works Department  
 117 Macneil Street  
 San Fernando, CA 91340

Site: 0000000000000  
 Date: 2/14/2012  
 Tuesday

Description 1: Park Ave  
 Description 2: First Street  
 Description 3: Fourth St

Daily Speed Statistics  
 Combined Channels

mph	12:00 AM	1:00 AM	2:00 AM	3:00 AM	4:00 AM	5:00 AM	6:00 AM	7:00 AM	8:00 AM	9:00 AM	10:00 AM	11:00 AM	12:00 PM	1:00 PM	2:00 PM	3:00 PM	4:00 PM	5:00 PM	6:00 PM	7:00 PM	8:00 PM	9:00 PM	10:00 PM	11:00 PM
Count	1	2	2	3	13	26	42	158	173	122	110	106	140	147	161	154	176	190	164	112	56	25	16	7
Minimum	5.7	9.8	19.6	9.2	8.3	7.2	5.8	5.7	6.4	6.6	6.4	6.6	5.5	6.4	5.4	6.7	5.5	5.0	5.0	5.0	8.0	8.1	6.4	11.5
Maximum	5.7	18.1	24.4	26.1	33.5	34.6	35.5	34.2	28.5	28.1	26.1	27.8	33.1	32.7	34.6	31.7	33.1	25.9	27.8	29.2	24.8	22.4	24.0	19.0
Average	-	-	-	-	-	16.1	16.1	18.9	16.5	15.2	14.3	14.2	14.3	15.9	15.9	15.7	13.8	13.3	12.6	11.5	13.9	14.2	-	-
Median	-	-	-	-	-	14.8	15.7	17.7	16.5	14.6	14.0	13.6	14.0	15.3	15.6	15.0	13.2	13.0	12.0	10.9	13.8	13.4	-	-
Pace	-	-	-	-	-	7.2	9.6	13.1	10.4	7.8	8.4	8.2	8.0	8.2	8.7	10.8	7.3	7.7	5.9	5.8	8.0	8.1	-	-
Range	-	-	-	-	-	17.2	19.6	23.1	20.4	17.8	18.4	18.2	18.0	18.2	18.7	20.8	17.3	17.7	15.9	15.8	18.0	18.1	-	-
Count	-	-	-	-	-	17	29	106	134	92	88	83	117	105	119	114	142	150	136	93	49	19	-	-
	-	-	-	-	-	65%	69%	67%	77%	75%	80%	78%	84%	71%	74%	74%	81%	79%	83%	83%	88%	76%	-	-
Percentiles	-	-	-	-	-	7.8	9.0	12.7	11.5	9.7	9.1	8.6	8.9	9.7	9.9	10.0	8.2	8.2	7.3	6.5	9.3	8.2	-	-
10%	-	-	-	-	-	8.1	9.8	13.6	12.0	10.7	9.9	10.1	9.6	10.7	10.7	11.2	9.2	9.1	8.2	7.5	10.0	8.3	-	-
15%	-	-	-	-	-	14.6	15.4	17.7	16.8	14.6	13.9	13.5	13.9	15.1	15.6	15.0	13.1	13.0	12.0	10.9	13.7	13.0	-	-
50%	-	-	-	-	-	23.6	20.7	24.4	21.4	19.9	18.9	17.3	17.3	21.0	20.5	20.4	17.2	17.7	16.2	15.6	16.5	19.1	-	-
85%	-	-	-	-	-	23.8	21.0	26.6	22.1	21.6	20.1	19.9	19.5	22.7	21.9	22.2	19.5	19.3	17.1	16.5	19.3	19.3	-	-
90%	-	-	-	-	-	-	-	-	-	-	-	-	-	-	-	-	-	-	-	-	-	-	-	-
Exceeded	-	-	-	-	-	0	0	0	0	0	0	0	0	0	0	0	0	0	0	0	0	0	-	-
45	-	-	-	-	-	0	0	0	0	0	0	0	0	0	0	0	0	0	0	0	0	0	-	-
55	-	-	-	-	-	0	0	0	0	0	0	0	0	0	0	0	0	0	0	0	0	0	-	-
65	-	-	-	-	-	0	0	0	0	0	0	0	0	0	0	0	0	0	0	0	0	0	-	-



City Of San Fernando - Public Works Department  
 117 Macneil Street  
 San Fernando, CA 91340

Site: 00000000000000

Description 1: Park Ave.  
 Description 2: First Street  
 Description 3: Fourth St

Weekly Volume

Interval Begin	Mon 2/13/2012		Tue 2/14/2012		Wed 2/15/2012		Thu 2/16/2012		Fri 2/17/2012		Sat 2/18/2012		Sun 2/19/2012		Mon - Fri Average		Week Average	
	S	N	S	N	S	N	S	N	S	N	S	N	S	N	S	N	S	N
12:00 AM	1	1	1	0	3	0	1	0	0	0	-	-	-	-	-	-	-	-
1:00 AM	0	2	0	2	2	3	1	3	3	3	-	-	-	-	-	-	1.8	1.8
2:00 AM	0	2	0	0	0	0	0	0	2	2	-	-	-	-	-	-	1.2	1.6
3:00 AM	1	0	1	0	3	0	1	0	2	2	-	-	-	-	-	-	1.0	0.8
4:00 AM	4	4	1	2	3	1	1	2	2	2	-	-	-	-	-	-	1.6	1.6
5:00 AM	19	13	10	3	1	3	11	4	2	2	-	-	-	-	-	-	5.6	3.6
6:00 AM	22	19	16	11	11	11	14	17	5	5	-	-	-	-	-	-	11.8	13.6
7:00 AM	41	120	21	20	18	20	17	24	22	17	-	-	-	-	-	-	20.0	20.2
8:00 AM	65	111	50	108	51	120	57	112	53	115	-	-	-	-	-	-	50.4	115.0
9:00 AM	40	39	61	112	57	124	46	107	54	112	-	-	-	-	-	-	56.6	113.2
10:00 AM	37	38	52	70	37	47	36	44	43	61	-	-	-	-	-	-	41.6	52.2
11:00 AM	36	39	64	53	38	41	40	35	57	50	-	-	-	-	-	-	47.0	43.4
12:00 PM	57	54	64	42	38	43	40	43	61	61	-	-	-	-	-	-	47.8	47.8
1:00 PM	48	67	69	78	43	67	65	60	75	52	-	-	-	-	-	-	66.6	57.4
2:00 PM	48	66	68	93	46	60	46	64	46	78	-	-	-	-	-	-	50.4	70.8
3:00 PM	96	142	70	84	83	60	58	65	78	60	-	-	-	-	-	-	59.6	68.8
4:00 PM	72	96	86	90	82	108	101	123	36	58	-	-	-	-	-	-	77.2	106.0
5:00 PM	97	101	96	94	106	101	112	143	0	0	-	-	-	-	-	-	76.4	91.3
6:00 PM	64	82	73	91	58	71	90	106	-	-	-	-	-	-	-	-	102.8	109.8
7:00 PM	36	60	50	62	34	47	33	67	-	-	-	-	-	-	-	-	71.3	87.5
8:00 PM	10	25	17	39	18	18	16	25	-	-	-	-	-	-	-	-	38.3	59.0
9:00 PM	12	22	12	13	11	18	15	18	-	-	-	-	-	-	-	-	26.8	15.3
10:00 PM	3	2	11	5	7	8	9	4	-	-	-	-	-	-	-	-	12.5	17.8
11:00 PM	4	6	4	3	3	1	3	8	-	-	-	-	-	-	-	-	7.5	4.8
Totals	813	1110	954	1152	823	1077	917	1188	542	688	-	-	-	-	-	-	867.6	1114.1
Combined Split (%)	1923	57.7	2106	54.7	1900	56.7	2105	56.4	1230	55.9	-	-	-	-	-	-	1981.8	56.2
Peak Hours	7:30 AM	7:30 AM	7:30 AM	7:30 AM	7:45 AM	7:30 AM	7:15 AM	7:30 AM	7:30 AM	7:30 AM	-	-	-	-	-	-	7:30 AM	7:30 AM
12:00 AM - 12:00 PM	74	184	69	155	77	183	77	168	70	171	-	-	-	-	-	-	73.2	172.2
Volume Factor	0.74	0.82	0.96	0.95	0.77	0.80	0.84	0.84	0.70	0.84	-	-	-	-	-	-	0.90	0.85
12:00 PM - 12:00 AM	106	144	105	103	113	141	121	154	78	81	-	-	-	-	-	-	107.5	114.5
Volume Factor	0.80	0.82	0.88	0.70	0.83	0.65	0.92	0.79	0.78	0.65	-	-	-	-	-	-	0.87	0.89

**CITY OF SAN FERNANDO  
ENGINEERING AND TRAFFIC SURVEY  
TO ESTABLISH AN ENFORCABLE SPEED LIMIT**

Survey No.: 25  
 Street: San Fernando Road  
 Limits: West City Limit to Mission Boulevard  
 Existing Speed Limit: 35 MPH

**SPEEDS**

Location of Survey: E/o Huntington Street      Date Measured: 3/1/2005  
 Mean Speed (Average): 34 MPH      Critical Speed (85<sup>th</sup> Percentile): 38 MPH  
 10 Mile Pace Speed: 29 thru 38 MPH  
 Percentages Related To Pace Speed: 75% within pace      15% over      10% under  
 95<sup>th</sup> Percentile Speed: 40 MPH      Range of Speeds: 24 thru 44 MPH

**ROADWAY DESIGN AND TRAFFIC CHARACTERISTICS**

Width: 60 feet      Number of Lanes (Both Directions): Four thru lanes  
 Segment Length: 0.60 miles  
 Average Daily Traffic: 10,300 vehicles      Date Measured: 3/1/2005  
 Existing Conditions: Commercial and industrial development with on street parking on both sides; straight alignment; marked pedestrian crosswalks at Huntington Street and at Kalisher Street

**COLLISION CHARACTERISTICS**


Collision Period Analyzed: 1/1/2001 thru 12/31/2003 (3 years)  
 Total Number of Midblock Collisions: 20 collisions  
 Calculated Collision Rate: 2.96 collisions per million vehicle miles  
 Statewide Average Collision Rate: 3.55 collisions per million vehicle miles  
 Calculated Collision Rate Compared To Statewide Average Rate: Slightly less than average

**SURVEY RESULTS**

Recommendation: The March 11, 2005 engineering and traffic survey summarized above recommended that the existing 35 MPH speed limit be retained. A field review on December 26, 2011 disclosed that no significant changes in roadway or traffic conditions have occurred since 2005. In accordance with California Vehicle Code Section 40802, the March 11, 2005 engineering and traffic survey is extended by three years and now expires on March 11, 2015.

Prepared by: Tom Brohard, PE  
 California Civil Engineer #C24577  
 California Traffic Engineer #TR724  
 Date: March 9, 2012

*Tom Brohard*



**CITY OF SAN FERNANDO  
ENGINEERING AND TRAFFIC SURVEY  
TO ESTABLISH AN ENFORCABLE SPEED LIMIT**

Survey No.: 26  
 Street: San Fernando Road  
 Limits: Mission Boulevard to Kittridge Street  
 Existing Speed Limit: 15 MPH

**SPEEDS**

Location of Survey: E/o Maclay Avenue                      Date Measured: 3/1/2005  
 Mean Speed (Average): 19 MPH    Critical Speed (85<sup>th</sup> Percentile): 23 MPH  
 10 Mile Pace Speed: 15 thru 24 MPH  
 Percentages Related To Pace Speed: 88% within pace                      2% over                      10% under  
 95<sup>th</sup> Percentile Speed: 24 MPH                      Range of Speeds: 10 thru 25 MPH

**ROADWAY DESIGN AND TRAFFIC CHARACTERISTICS**

Width: 24 feet and variable                      Number of Lanes (Both Directions): Two thru lanes  
 Segment Length: 0.25 miles  
 Average Daily Traffic: 6,320 vehicles                      Date Measured: 3/1/2005  
 Existing Conditions: Commercial development on both sides; narrow meandering roadway with angle parking alternating from north side to south side

**COLLISION CHARACTERISTICS**

Collision Period Analyzed: 1/1/2001 thru 12/31/2003 (3 years)  
 Total Number of Midblock Collisions: 9 collisions  
 Calculated Collision Rate: 5.20 collisions per million vehicle miles  
 Statewide Average Collision Rate: 3.55 collisions per million vehicle miles  
 Calculated Collision Rate Compared To Statewide Average Rate: Nearly 1.5 times the average

**SURVEY RESULTS**

Recommendation: The March 11, 2005 engineering and traffic survey summarized above recommended that the existing 15 MPH speed limit be retained. A field review on December 26, 2011 disclosed that no significant changes in roadway or traffic conditions have occurred since 2005. In accordance with California Vehicle Code Section 40802, the March 11, 2005 engineering and traffic survey is extended by three years and now expires on March 11, 2015.

Prepared by: Tom Brohard, PE  
 California Civil Engineer #C24577  
 California Traffic Engineer #TR724  
 Date: March 9, 2012

*Tom Brohard*



**CITY OF SAN FERNANDO  
ENGINEERING AND TRAFFIC SURVEY  
TO ESTABLISH AN ENFORCABLE SPEED LIMIT**

Survey No.: 27  
 Street: San Fernando Road  
 Limits: Kittridge Street to East City Limit  
 Existing Speed Limit: 30 MPH

**SPEEDS**

Location of Survey: E/o Chatsworth Street      Date Measured: 3/1/2005  
 Mean Speed (Average): 27 MPH      Critical Speed (85<sup>th</sup> Percentile): 33 MPH  
 10 Mile Pace Speed: 23 thru 32 MPH  
 Percentages Related To Pace Speed: 66% within pace      18% over      16% under  
 95<sup>th</sup> Percentile Speed: 35 MPH      Range of Speeds: 14 thru 38 MPH

**ROADWAY DESIGN AND TRAFFIC CHARACTERISTICS**

Width: 60 feet and variable      Number of Lanes (Both Directions): Two thru lanes west of Chatsworth Drive; four thru lanes east of Chatsworth Drive  
 Segment Length: 0.33 miles  
 Average Daily Traffic: 7,950 vehicles      Date Measured: 3/1/2005  
 Existing Conditions: Commercial development with on street parking allowed on both sides; marked pedestrian crosswalks at Chatsworth Drive and midblock to the east; horizontal curve east of Jessie Street

**COLLISION CHARACTERISTICS**


Collision Period Analyzed: 1/1/2001 thru 12/31/2003 (3 years)  
 Total Number of Midblock Collisions: 9 collisions  
 Calculated Collision Rate: 3.13 collisions per million vehicle miles  
 Statewide Average Collision Rate: 3.55 collisions per million vehicle miles  
 Calculated Collision Rate Compared To Statewide Average Rate: Slightly less than the average

**SURVEY RESULTS**

Recommendation: The March 11, 2005 engineering and traffic survey summarized above recommended that the existing 30 MPH speed limit be retained. A field review on December 26, 2011 disclosed that no significant changes in roadway or traffic conditions have occurred since 2005. In accordance with California Vehicle Code Section 40802, the March 11, 2005 engineering and traffic survey is extended by three years and now expires on March 11, 2015.

Prepared by: Tom Brohard, PE  
 California Civil Engineer #C24577  
 California Traffic Engineer #TR724  
 Date: March 9, 2012

*Tom Brohard*



**CITY OF SAN FERNANDO  
ENGINEERING AND TRAFFIC SURVEY  
TO ESTABLISH AN ENFORCABLE SPEED LIMIT**

Survey No.: 28  
 Street: Seventh Street  
 Limits: West City Limit to Maclay Avenue  
 Existing Speed Limit: 25 MPH

**SPEEDS**

Location of Survey: E/o Fermore Street Date Measured: 3/1/2005  
 Mean Speed (Average): 24 MPH Critical Speed (85<sup>th</sup> Percentile): 29 MPH  
 10 Mile Pace Speed: 20 thru 29 MPH  
 Percentages Related To Pace Speed: 77% within pace 12% over 11% under  
 95<sup>th</sup> Percentile Speed: 31 MPH Range of Speeds: 16 thru 34 MPH

**ROADWAY DESIGN AND TRAFFIC CHARACTERISTICS**

Width: 36 feet Number of Lanes (Both Directions): Two thru lanes  
 Segment Length: 0.75 miles  
 Average Daily Traffic: 2,420 vehicles Date Measured: 2/24/2005  
 Existing Conditions: Fronting residential development with on street parking allowed on both sides; commercial development on both sides at Maclay Avenue; straight alignment; speed humps

**COLLISION CHARACTERISTICS**


Collision Period Analyzed: 1/1/2001 thru 12/31/2003 (3 years)  
 Total Number of Midblock Collisions: 9 collisions  
 Calculated Collision Rate: 4.53 collisions per million vehicle miles  
 Statewide Average Collision Rate: 1.55 collisions per million vehicle miles  
 Calculated Collision Rate Compared To Statewide Average Rate: Nearly three times average

**SURVEY RESULTS**

Recommendation: The March 11, 2005 engineering and traffic survey summarized above recommended that the existing 25 MPH speed limit be retained. A field review on December 26, 2011 disclosed that no significant changes in roadway or traffic conditions have occurred since 2005. In accordance with California Vehicle Code Section 40802, the March 11, 2005 engineering and traffic survey is extended by three years and now expires on March 11, 2015.

Prepared by: Tom Brohard, PE  
 California Civil Engineer #C24577  
 California Traffic Engineer #TR724  
 Date: March 9, 2012

*Tom Brohard*



**CITY OF SAN FERNANDO  
ENGINEERING AND TRAFFIC SURVEY  
TO ESTABLISH AN ENFORCABLE SPEED LIMIT**

Survey No.: 29  
Street: Truman Street  
Limits: West City Limit to Maclay Avenue  
Existing Speed Limit: 35 MPH

**SPEEDS**

Location of Survey: W/o Huntington Street Date Measured: 3/1/2005  
Mean Speed (Average): 32 MPH Critical Speed (85<sup>th</sup> Percentile): 35 MPH  
10 Mile Pace Speed: 28 thru 37 MPH  
Percentages Related To Pace Speed: 95% within pace 2% over 3% under  
95<sup>th</sup> Percentile Speed: 37 MPH Range of Speeds: 21 thru 40 MPH

**ROADWAY DESIGN AND TRAFFIC CHARACTERISTICS**

Width: 64 feet Number of Lanes (Both Directions): Four thru lanes  
Segment Length: 0.70 miles  
Average Daily Traffic: 14,500 vehicles Date Measured: 3/1/2005  
Existing Conditions: Commercial and industrial development on both sides; left turn lanes east of Workman Street with no on street parking; on street parking on both sides west of Workman Street; horizontal curve east of Workman Street, otherwise straight alignment

**COLLISION CHARACTERISTICS**


Collision Period Analyzed: 1/1/2001 thru 12/31/2003 (3 years)  
Total Number of Midblock Collisions: 33 collisions  
Calculated Collision Rate: 2.97 collisions per million vehicle miles  
Statewide Average Collision Rate: 3.55 collisions per million vehicle miles  
Calculated Collision Rate Compared To Statewide Average Rate: Slightly less than the average

**SURVEY RESULTS**

Recommendation: The March 11, 2005 engineering and traffic survey summarized above recommended that the existing 35 MPH speed limit be retained. A field review on December 26, 2011 disclosed that no significant changes in roadway or traffic conditions have occurred since 2005. In accordance with California Vehicle Code Section 40802, the March 11, 2005 engineering and traffic survey is extended by three years and now expires on March 11, 2015.

Prepared by: Tom Brohard, PE  
California Civil Engineer #C24577  
California Traffic Engineer #TR724  
Date: March 9, 2012

*Tom Brohard*





**CITY OF SAN FERNANDO  
ENGINEERING AND TRAFFIC SURVEY  
TO ESTABLISH AN ENFORCABLE SPEED LIMIT**

Survey No.: 30  
 Street: Truman Street  
 Limits: Maclay Avenue to East City Limit  
 Existing Speed Limit: 35 MPH

**SPEEDS**

Location of Survey: E/o Kittridge Street      Date Measured: 3/1/2005  
 Mean Speed (Average): 35 MPH      Critical Speed (85<sup>th</sup> Percentile): 39 MPH  
 10 Mile Pace Speed: 29 thru 38 MPH  
 Percentages Related To Pace Speed: 78% within pace      17% over      5% under  
 95<sup>th</sup> Percentile Speed: 43 MPH      Range of Speeds: 26 thru 44 MPH

**ROADWAY DESIGN AND TRAFFIC CHARACTERISTICS**

Width: 64 feet      Number of Lanes (Both Directions): Four thru lanes  
 Segment Length: 0.45 miles  
 Average Daily Traffic: 19,700 vehicles      Date Measured: 3/1/2005  
 Existing Conditions: Commercial development on both sides; left turn lanes with no on street parking allowed except for short midblock segment east of Brand Boulevard which provides on street parking; horizontal curves east of Brand Boulevard

**COLLISION CHARACTERISTICS**



Collision Period Analyzed: 1/1/2001 thru 12/31/2003 (3 years)  
 Total Number of Midblock Collisions: 29 collisions  
 Calculated Collision Rate: 2.99 collisions per million vehicle miles  
 Statewide Average Collision Rate: 3.55 collisions per million vehicle miles  
 Calculated Collision Rate Compared To Statewide Average Rate: Slightly less than the average

**SURVEY RESULTS**

Recommendation: The March 11, 2005 engineering and traffic survey summarized above recommended that the existing 35 MPH speed limit be retained. A field review on December 26, 2011 disclosed that no significant changes in roadway or traffic conditions have occurred since 2005. In accordance with California Vehicle Code Section 40802, the March 11, 2005 engineering and traffic survey is extended by three years and now expires on March 11, 2015.

Prepared by: Tom Brohard, PE  
 California Civil Engineer #C24577  
 California Traffic Engineer #TR724  
 Date: March 9, 2012

*Tom Brohard*



**CITY OF SAN FERNANDO  
ENGINEERING AND TRAFFIC SURVEY  
TO ESTABLISH AN ENFORCABLE SPEED LIMIT**

Survey No.: 31  
 Street: Workman Street  
 Limits: San Fernando Road to South City Limit  
 Existing Speed Limit: 25 MPH

**SPEEDS**

Location of Survey: S/o Pico Street Date Measured: 3/1/2005  
 Mean Speed (Average): 28 MPH Critical Speed (85<sup>th</sup> Percentile): 32 MPH  
 10 Mile Pace Speed: 23 thru 32 MPH  
 Percentages Related To Pace Speed: 81% within pace 14% over 5% under  
 95<sup>th</sup> Percentile Speed: 37 MPH Range of Speeds: 19 thru 46 MPH

**ROADWAY DESIGN AND TRAFFIC CHARACTERISTICS**

Width: 40 feet Number of Lanes (Both Directions): Two thru lanes  
 Segment Length: 0.55 miles  
 Average Daily Traffic: 5,910 vehicles Date Measured: 3/1/2005  
 Existing Conditions: Commercial development with on street parking allowed on both sides at north end and on west side at south end; residential development with on street parking allowed on both sides for rest of segment; straight alignment

**COLLISION CHARACTERISTICS**


Collision Period Analyzed: 1/1/2001 thru 12/31/2003 (3 years)  
 Total Number of Midblock Collisions: 12 collisions  
 Calculated Collision Rate: 3.37 collisions per million vehicle miles  
 Statewide Average Collision Rate: 1.55 collisions per million vehicle miles  
 Calculated Collision Rate Compared To Statewide Average Rate: More than double the average

**SURVEY RESULTS**

Recommendation: The March 11, 2005 engineering and traffic survey summarized above recommended that the existing 25 MPH speed limit be retained. A field review on December 26, 2011 disclosed that no significant changes in roadway or traffic conditions have occurred since 2005. In accordance with California Vehicle Code Section 40802, the March 11, 2005 engineering and traffic survey is extended by three years and now expires on March 11, 2015.

Prepared by: Tom Brohard, PE  
 California Civil Engineer #C24577  
 California Traffic Engineer #TR724  
 Date: March 9, 2012

*Tom Brohard*



**13**

*This Page  
Intentionally  
Left Blank*

**CITY COUNCIL**

**MEMORANDUM**

**TO:** Mayor Brenda Esqueda and Councilmembers

**FROM:** Councilmember Mario F. Hernández

**DATE:** May 7, 2012

**SUBJECT:** Dismissed Parking Tickets for All of 2011

---

I have placed this on the agenda for City Council discussion.

**ATTACHMENTS:**

- A. 2011 Citations Voided – By other than Community Service Officers (CSO's)
- B. 2011 Citations Voided – By CSO's

## ATTACHMENT "A"

## Citations Voided - Other Than CSO

Cite #	Date Dismissed	Requested By	Reason
601002995	1/4/2011		Wrong car
312743	1/4/2011		Had proper moving permit
602005128	1/12/2011		
604002544	1/12/2011		
603001447	1/14/2011		
605001524	1/20/2011		
603001173	1/24/2011		
313058	1/24/2011		Has permit
313885	1/24/2011		Has permit
313660	1/27/2011		
313791	1/31/2011		
313576	2/1/2011		
313876	2/1/2011		
605002411	2/1/2011		Bank of America requested special permission to park at location for that day and the request was granted. CSO was not informed at that time.
605002417	2/1/2011		
605002414	2/1/2011		
605002418	2/1/2011		
605002410	2/1/2011		
605002412	2/1/2011		
605002404	2/1/2011		
605002408	2/1/2011		
605002409	2/1/2011		
605002405	2/1/2011		
605002413	2/1/2011		
605002416	2/1/2011		
605002415	2/1/2011		
605002403	2/1/2011		
603001577	2/1/2011		
313668	2/8/2011		
313574	2/9/2011		
313168	2/10/2011		
605002493	2/10/2011		
605002530	2/10/2011		
605002521	2/10/2011		
605002507	2/10/2011		
605002457	2/10/2011		
313664	2/17/2011		
313667	2/17/2011		
603001457	2/18/2011		
605002443	3/1/2011		
605002683	3/10/2011		
313171	3/15/2011		Recently Purchased Vehicle

## Citations Voided - Other Than CSO

Cite #	Date Dismissed	Requested By	Reason
601002995	1/4/2011		Wrong car
314216	3/15/2011		
604003188	3/15/2011		
602006085	3/16/2011		
602006094	3/22/2011		
314495	4/4/2011		Current Registration
313173	4/7/2011		
602006366	4/8/2011		one time courtesy
314561	4/28/2011		
314448	4/28/2011		
605003028	4/28/2011		Reserve officer
311031	4/28/2011		
314498	5/9/2011		One time courtesy
602006950	5/19/2011		
604003921	5/24/2011		
602006931	5/24/2011		
601003517	6/7/2011		
601004190	6/27/2011		Proof of current handicapp placard
601003796	6/27/2011		violator advised
313940	7/7/2011		was changed to a warning
604004134	7/12/2011		
314854	7/12/2011		Provided Placard
601004298	7/19/2011		
603001710	7/21/2011		
314599	7/27/2011		
602007960	7/27/2011		Party Advised
602007708	7/27/2011		Duplicate
314591	7/27/2011		
605003483	8/11/2011		Placard
601004432	8/22/2011		
314939	8/22/2011		Senate Bill 94 - Regarding Registration Renewal
314943	8/22/2011		Senate Bill 94 - Regarding Registration Renewal
314131	8/22/2011		
604004325	8/24/2011		Driver Warned
313598	8/25/2011		
603001831	8/25/2011		
314944	9/2/2011		Senate Bill 94 - Regarding Registration Renewal
601004890	9/7/2011		
602008326	9/7/2011		
009746251	9/20/2011		
314942	9/26/2011		Senate Bill 94 - Regarding Registration Renewal
SF4110927021	9/27/2011		On Duty LAPD Officer in Court
314863	9/29/2011		

### Citations Voided - Other Than CSO

Cite #	Date Dismissed	Requested By	Reason
601002995	1/4/2011		Wrong car
314864	9/29/2011		
314984	10/11/2011	Data Ticket	Incomplete Citation
SF2111022007	10/25/2011		
SF1111117018	11/18/2011		Valid Placard - Warned
SF4111121012	11/22/2011		
314072	12/3/2011		Recently Sold Vehicle
SF2111202023	12/5/2011		Vehicle Reported Stolen 11/29/11
315246	12/5/2011		
SF4111205005	12/9/2011		
SF2111215004	12/15/2011		LAPD Detective in Court on Official Business



## ATTACHMENT "B"

## Citations Voided by CSO's

Cite #	Date Dismissed	Requested By	Reason
604002568	1/11/2011		
601003308	1/12/2011		
602005115	1/12/2011		
602005081	1/12/2011		
605002256	1/12/2011		Vehicle Had Residential Permit
601003335	1/12/2011		
602005179	1/14/2011		
602005165	1/14/2011		
605002355	1/19/2011		Was Re-Cited For Proper Violation
603001528	1/19/2011		Error
605002340	1/19/2011		Previously Cited
605002339	1/19/2011		Wrong Vehicle Info
602005315	1/26/2011		
602005242	1/26/2011		
602005259	1/26/2011		
602005215	1/26/2011		
602005232	1/26/2011		
602005247	1/26/2011		
602005272	1/26/2011		
604002899	2/10/2011		
604002715	2/1/2011		Wrong License Plate
602005615	2/10/2011		
602005556	2/10/2011		
602005529	2/10/2011		
605002489	2/10/2011		
605002471	2/10/2011		
604002848	2/10/2011		
603001666	2/10/2011		
602005476	2/10/2011		
602005472	2/10/2011		
603001731	2/17/2011		
603001736	2/17/2011		
603001735	2/17/2011		
604002960	2/17/2011		
602005706	2/17/2011		
602005684	2/17/2011		
602005682	2/17/2011		
604002943	2/17/2011		
605002570	2/17/2011		
602005657	2/17/2011		
604002853	2/23/2011		Violation Was Changed
602005468	3/2/2011		

## Citations Voided by CSO's

Cite #	Date Dismissed	Requested By	Reason
602005853	3/2/2011		
604002992	3/2/2011		
604002992	3/2/2011		
602005810	3/2/2011		
602005833	3/2/2011		
604002994	3/2/2011		
602005741	3/2/2011		
602005792	3/2/2011		
604003045	3/2/2011		
605002683	3/10/2011		
602005920	3/10/2011		
602005966	3/10/2011		
602005898	3/10/2011		
602005921	3/10/2011		
604003188	3/15/2011		
605002856	3/16/2011		Wrong meter
602006247	3/25/2011		
602006211	3/25/2011		
602006158	3/25/2011		
604003261	3/25/2011		
602006178	4/5/2011		
602006174	4/5/2011		
605002946	4/5/2011		
602006454	4/12/2011		
604003383	4/12/2011		
604003365	4/28/2011		
604003600	4/28/2011		
601003505	4/28/2011		
602006533	4/28/2011		
602006563	4/28/2011		
601003490	4/28/2011		
601003484	4/28/2011		
604003460	4/28/2011		
602006692	5/9/2011		
602006728	5/9/2011		
602006717	5/9/2011		
602006797	5/9/2011		
602006774	5/9/2011		
602006739	5/9/2011		
604003708	5/9/2011		
602007000	5/18/2011		
604003851	5/19/2011		

## Citations Voided by CSO's

Cite #	Date Dismissed	Requested By	Reason
604003832	5/19/2011		
602006912	5/19/2011		
604003822	5/19/2011		
604003743	5/19/2011		
602006840	5/19/2011		
602006841	5/19/2011		
605003077	5/19/2011		Has A Handicap Placard
604003810	5/19/2011		
601003719	6/2/2011		
602007088	6/2/2011		
602007102	6/2/2011		
601003712	6/2/2011		
602007088	6/2/2011		
602007095	6/2/2011		
602006985	6/2/2011		
602007091	6/2/2011		
602007078	6/2/2011		
602007236	6/2/2011		
601003768	6/2/2011		
602007137	6/7/2011		
601003790	6/7/2011		
601003827	6/7/2011		
602007283	6/7/2011		
601003940	6/13/2011		
601003926	6/13/2011		
602007313	6/13/2011		
601003889	6/13/2011		
602007335	6/13/2011		
601003863	6/13/2011		
601003864	6/13/2011		
602007035	6/20/2011		
601003966	6/20/2011		
601004059	6/20/2011		
601003799	6/20/2011		
605003160	6/20/2011		
602007421	6/20/2011		
602007547	6/27/2011		
601004208	6/27/2011		
601004210	6/27/2011		
602007492	6/27/2011		
602007531	6/27/2011		
601004145	6/27/2011		

## Citations Voided by CSO's

Cite #	Date Dismissed	Requested By	Reason
601004127	6/27/2011		
601004110	6/27/2011		
601004109	6/27/2011		
601004085	6/27/2011		
601003830	7/7/2011		
605003243	7/7/2011		
605003234	7/7/2011		
602007631	7/7/2011		
602007632	7/7/2011		
605003223	7/7/2011		
602007777	7/8/2011		
601004235	7/12/2011		
601004236	7/12/2011		
601004167	7/12/2011		
604004186	7/18/2011		
601004333	7/18/2011		
601004293	7/18/2011		
602007720	7/18/2011		
601004318	7/18/2011		
602007833	7/21/2011		
601004396	7/21/2011		
601004415	7/21/2011		
602007838	7/21/2011		
605000020	7/27/2011		
601002440	7/27/2011		
602007933	7/27/2011		
602007927	7/27/2011		
602007906	7/27/2011		
605003425	7/27/2011		
601004461	7/27/2011		
602007885	7/27/2011		
602007895	7/27/2011		
601004553	8/1/2011		
602008010	8/2/2011		
601004510	8/2/2011		
602007856	8/2/2011		
602007974	8/2/2011		
602008032	8/3/2011		
602008024	8/4/2011		
602008057	8/8/2011		
605003512	8/8/2011		Incorrect Section
605003515	8/8/2011		incorrect Vehicle Information

## Citations Voiced by CSO's

Cite #	Date Dismissed	Requested By	Reason
604004290	8/8/2011		
604004262	8/8/2011		
601004599	8/8/2011		
601004598	8/8/2011		
601004585	8/8/2011		
604004231	8/8/2011		
601004595	8/8/2011		
601004775	8/8/2011		
601004651	8/10/2011		
604004321	8/10/2011		
602008065	8/10/2011		
601004665	8/10/2011		
601004629	8/10/2011		
601004636	8/10/2011		
602008100	8/10/2011		
602008098	8/10/2011		
602008122	8/11/2011		
602008151	8/11/2011		
602008137	8/11/2011		
601004677	8/11/2011		
602008101	8/11/2011		
601004777	8/22/2011		
601004710	8/22/2011		
601004697	8/22/2011		
601004727	8/22/2011		
601004739	8/22/2011		
604004392	8/22/2011		
602008259	8/22/2011		
605003543	8/22/2011		
605003536	8/22/2011		
605003598	8/22/2011		
601004825	8/22/2011		
603001840	9/7/2011		
604004537	9/7/2011		
601004698	9/7/2011		
601004952	9/7/2011		
601004958	9/7/2011		
601004894	9/7/2011		
603001821	9/7/2011		
601004880	9/7/2011		
601004853	9/7/2011		
601004867	9/7/2011		

## Citations Voided by CSO's

Cite #	Date Dismissed	Requested By	Reason
601004830	9/7/2011		
604004466	9/7/2011		
601004687	9/7/2011		
SF2110909012	9/12/2011		
SF1110916011	9/19/2011		
SF2110916006	9/19/2011		
SF2110914011	9/19/2011		
SF2110910013	9/19/2011		
SF2110910018	9/19/2011		
SF4110913006	9/19/2011		Incorrect Street
SF1110908017	9/19/2011		
SF2110914026	9/19/2011		
SF1110921005	9/22/2011		
SF2110921013	9/22/2011		
602008443	9/22/2011		Wrong Vehicle Make
SF1110920016	9/22/2011		
603001849	9/22/2011		Wrong Section
SF1110920023	9/22/2011		
SF1110920022	9/22/2011		
604004483	9/22/2011		
604004490	9/22/2011		
SF2110928010	9/29/2011		
SF2110928006	9/29/2011		
SF2110923009	9/29/2011		
SF2110923007	9/29/2011		
SF1110923012	9/29/2011		
SF1110923024	9/29/2011		
SF1110922006	9/29/2011		
SF1110922017	9/29/2011		
SF1110922010	9/29/2011		
SF3111001011	10/1/2011		Wrong Color
SF2110930025	10/4/2011		License Plate Error
SF3110930002	10/4/2011		Wrong License Plate
SF1110930005	10/4/2011		
SF1110928004	10/4/2011		
SF3110923004	10/4/2011		Out of Order Parking Meter
SF3110923005	10/4/2011		Verified Temporary Permit Fell Off Window
SF1110929007	10/4/2011		
SF1110929005	10/4/2011		
SF1110929006	10/4/2011		
SF4110929012	10/4/2011		
SF3110924006	10/4/2011		

## Citations Voiced by CSO's

Cite #	Date Dismissed	Requested By	Reason
SF3111007005	10/10/2011		Involved in Recent Traffic Collision
SF1111007014	10/10/2011		
SF1111007011	10/10/2011		
SF1111006001	10/10/2011		
SF1111005014	10/10/2011		
SF1111005002	10/10/2011		
SF1111018018	10/19/2011		
SF4111017004	10/19/2011		
SF3111013001	10/19/2011		
SF1111013013	10/19/2011		
SF1111006005	10/19/2011		
SF4111013013	10/19/2011		
SF1111011034	10/19/2011		
SF3111021007	10/24/2011		
SF1111021021	10/24/2011		
SF1111021017	10/24/2011		
SF2111021018	10/24/2011		
SF2111019003	10/24/2011		
SF2111019019	10/24/2011		
SF1111019011	10/24/2011		
SF1111020018	10/24/2011		
SF3111020006	10/24/2011		
SF4111024005	10/25/2011		
SF1111026005	10/27/2011		Has Placard
SF3111027005	10/31/2011		
SF1111018033	10/31/2011		
SF1111027002	10/31/2011		
SF1111027003	10/31/2011		
SF1111027004	10/31/2011		
SF1111104019	11/8/2011		
SF1111101019	11/9/2011		
SF1111109010	11/9/2011		
SF1111028015	11/10/2011		
SF2111102001	11/10/2011		
SF2111102047	11/10/2011		
SF1111109009	11/10/2011		
SF1111108029	11/10/2011		
SF1111108015	11/10/2011		
SF2111102026	11/10/2011		
SF4111108007	11/10/2011		
SF4111107004	11/10/2011		
SF2111104004	11/10/2011		

## Citations Voided by CSO's

Cite #	Date Dismissed	Requested By	Reason
SF3111103005	11/10/2011		Error
SF3110915001	11/16/2011		Cited twice
SF1111115026	11/16/2011		
SF1111115003	11/16/2011		
SF1111115025	11/16/2011		
SF4111115010	11/16/2011		Stolen Vehicle
SF2111109005	11/16/2011		Stolen Vehicle
SF2111102006	11/16/2011		Stolen Vehicle
SF2111026007	11/16/2011		Stolen Vehicle
SF1111117019	11/22/2011		
SF2111117015	11/22/2011		
SF2111102002	11/22/2011		
SF2111102003	11/22/2011		
SF2111116004	11/22/2011		Stolen Vehicle
SF3111116009	11/22/2011		
SF3111116005	11/22/2011		Wrong Data Entry
SF1111201027	12/5/2011		
SF1111129013	12/5/2011		
SF4111201032	12/9/2011		
SF1111206036	12/9/2011		
SF1111213027	12/15/2011		
SF1111214015	12/15/2011		
SF1111214006	12/15/2011		
SF2111217014	12/21/2011		
SF4111219004	12/21/2011		
SF2111201009	12/21/2011		
SF1111201029	12/21/2011		
SF1111220021	12/21/2011		