



MAYOR SYLVIA BALLIN
VICE MAYOR MARY MENDOZA
COUNCILMEMBER CINDY MONTAÑEZ
COUNCILMEMBER HECTOR A. PACHECO
COUNCILMEMBER CELESTE T. RODRIGUEZ

CITY OF SAN FERNANDO

CITY COUNCIL SPECIAL MEETING AGENDA SUMMARY MARCH 9, 2021 – 5:00 PM

TELECONFERENCE – PER GOVERNOR’S EXECUTIVE ORDER

SPECIAL NOTICE REGARDING COVID-19

On March 4, 2020, Governor Newsom proclaimed a State of Emergency in California as a result of the threat of COVID-19. On March 17, 2020, Governor Newsom issued Executive Order N-29-20 (superseding the Brown Act-related provisions of Executive Order N-25-20 issued on March 12, 2020), which allows a local legislative body to hold public meetings via teleconferencing and to make public meetings accessible telephonically or otherwise electronically to all members of the public seeking to observe and to address the local legislative body. Pursuant to Executive Order N-29-20, please be advised that the San Fernando City Council will participate in meetings telephonically.

PUBLIC PARTICIPATION: Pursuant to the Executive Order and given the current health concerns, members of the public can access meetings live on-line, with audio and video, via YouTube Live, at <https://www.youtube.com/c/CityOfSanFernando>. Comments submitted via YouTube will not be read into the record. Members of the public may submit comments by email to cityclerk@sfcity.org no later than **4:00 p.m. the day of the meeting**, to ensure distribution to the City Council prior to consideration of the agenda. Those comments will be distributed to the City Council will be limited to three minutes, and made part of the official public record of the meeting. Callers interested in providing a live public comment, may call **Telephone Number: (669) 900-6833; Meeting ID: 833 6022 0211; and Passcode: 924965, between 5:00 p.m. and 5:15 p.m.** in the order received, and limited to three minutes. The call-in period may be extended by the Mayor.

NOTICE IS HEREBY GIVEN that the San Fernando City Council will hold a Special Meeting on **Tuesday, March 9, 2021, at 5:00 p.m.**

**PUBLIC PARTICIPATION OPTIONS TO HELP REDUCE
THE SPREAD OF COVID-19**

WATCH THE MEETING:

Live stream with audio and video, via YouTube Live, at:

<https://www.youtube.com/c/CityOfSanFernando>

Note: Comments submitted via YouTube will not be read into the record.

SUBMIT PUBLIC COMMENT VIA EMAIL:

Members of the public may submit comments by email to cityclerk@sfcity.org no later than **4:00 p.m. the day of the meeting**, to ensure distribution to the City Council prior to consideration of the agenda. Comments received via email will be distributed to the City Council, read into the record, limited to three minutes, and made part of the official public record of the meeting.

CALL-IN TO PROVIDE PUBLIC COMMENT LIVE AT THE MEETING:

Members of the public may **call-in between 5:00 p.m. and 5:15 p.m.** Comments will be heard in the order received, and limited to three minutes. If necessary, the call-in period may be extended by the Mayor.

Call-in Telephone Number: (669) 900-6833
Meeting ID: 833 6022 0211
Passcode: 924965

When connecting to the Zoom meeting to speak, you will be placed in a virtual “waiting area,” with your audio disabled, until it is your turn to speak and limited to three minutes.
Note: This is audio only and no video.

CALL TO ORDER/ROLL CALL

Mayor Sylvia Ballin
Vice Mayor Mary Mendoza
Councilmember Cindy Montañez
Councilmember Hector A. Pacheco
Councilmember Celeste T. Rodriguez

PLEDGE OF ALLEGIANCE

Led by City Clerk Julia Fritz

APPROVAL OF AGENDA

Recommend that the City Council approve the agenda as presented and move that all ordinances presented tonight be read in title only as authorized under Government Code Section 36934.

DECORUM AND ORDER

The City Council, elected by the public, must be free to discuss issues confronting the city in an orderly environment. Public members attending City Council meetings shall observe the same rules of order and decorum applicable to the City Council ([SF Procedural Manual](#)). Any person making impertinent derogatory or slanderous remarks or who becomes boisterous while addressing the City Council or while attending the City Council meeting, may be removed from the room if the Presiding Officer so directs the Sergeant-At-Arms and such person may be barred from further audience before the City Council.

PUBLIC STATEMENTS

Members of the public may submit comments by email to cityclerk@sfcity.org no later than **4:00 p.m. the day of the meeting** to ensure distribution to the City Council prior to consideration of the agenda. Comments received via email will be distributed to the City Council, read into the record, limited to three minutes, and made part of the official public record of the meeting. Callers interested in providing a **live public comment** may **call-in between 5:00 p.m. and 5:15 p.m.** and will be limited to three minutes. The call-in period may be extended by the Mayor.

CALL-IN INFORMATION: Telephone Number: (669) 900-6833
Meeting ID: 833 6022 0211
Passcode: 924965

ADMINISTRATIVE REPORTS

1) DISCUSSION AND CONSIDERATION TO AUTHORIZE THE CITY MANAGER TO INITIATE LEGISLATIVE ADVOCACY OUTREACH EFFORTS RELATED TO COVID-19 VACCINATIONS FOR LOCAL RESIDENTS

Recommend that the City Council discuss and authorize the City Manager to initiate legislative advocacy outreach efforts to local and State agencies related to COVID-19 vaccinations for local residents, and related recommendations, as appropriate.

STAFF COMMUNICATION INCLUDING COMMISSION UPDATES

GENERAL CITY COUNCIL/BOARD MEMBER COMMENTS AND LIAISON UPDATES

ADJOURNMENT

The meeting will adjourn to its next regular meeting on March 15, 2021.

I hereby certify under penalty of perjury under the laws of the State of California that the foregoing agenda was posted on the City Hall bulletin board not less than 24 hours prior to the meeting.

Julia Fritz, CMC
City Clerk
Signed and Posted: March 8, 2021 (4:40 p.m.)

Agendas and complete Agenda Packets (including staff reports and exhibits related to each item) are posted on the City's Internet website (www.sfcity.org). These are also available for public reviewing prior to a meeting in the City Clerk Department. Any public writings distributed by the City Council to at least a majority of the Councilmembers regarding any item on this regular meeting agenda will also be made available at the City Clerk Department at City Hall located at 117 Macneil Street, San Fernando, CA, 91340 during normal business hours. In addition, the City may also post such documents on the City's website at www.sfcity.org. In accordance with the Americans with Disabilities Act of 1990, if you require a disability-related modification/accommodation to attend or participate in this meeting, including auxiliary aids or services please call the City Clerk Department at (818) 898-1204 at least 48 hours prior to the meeting.

Special Meeting

San Fernando City Council

*This Page
Intentionally
Left Blank*

*This Page
Intentionally
Left Blank*



AGENDA REPORT

To: Mayor Sylvia Ballin and Councilmembers

From: Nick Kimball, City Manager

Date: March 9, 2021

Subject: Discussion and Consideration to Authorize the City Manager to Initiate Legislative Advocacy Outreach Efforts Related to COVID-19 Vaccinations for Local Residents

RECOMMENDATION:

It is recommended that the City Council:

- a. Discuss the City's legislative advocacy efforts in support of local residents' access to COVID-19 vaccinations;
- b. Authorize the City Manager to initiate legislative advocacy outreach efforts, as directed.

BACKGROUND:

1. On February 22, 2021, the Los Angeles County Department of Public Health (LACDPH) announced that additional sectors of Phase 1B, Tier 1 (Education and Childcare, Emergency Services and First Responders, and Food and Agriculture) would become eligible to be vaccinated in Los Angeles County, effective March 1, 2021 (Attachment "A"). Additionally, LACDPH has indicated that the State of California has changed its vaccine rollout strategy after completion of Phase 1B, Tier 1 and plans to transition to age-based.
2. On March 3, 2021, City staff received a notification from the State that the City of San Fernando could request single-use "health equity" vaccination codes to be provided to black, indigenous, people of color (including Latinx) (BIPOC), and people with developmental and other disabilities. It was staff's understanding that these codes were available for BIPOC individuals age 18 and over, regardless of occupation/immigration status. Vaccination codes needed to be requested by March 5, 2021.
3. On March 3, 2021, City staff developed a registration portal to allow residents to provide their contact information and register to receive a "health equity" vaccination code.
4. On March 4, 2021, the registration portal went live and was distributed to over 5,000 individuals via the City's email notification system (Constant Contact).

Discussion and Consideration to Authorize the City Manager to Initiate Legislative Advocacy Outreach Efforts Related to COVID-19 Vaccinations for Local Residents

5. On March 5, 2021, City staff was notified by the State that there had been a miscommunication in the appropriate use for “health equity” vaccination codes and indicated that the City may not be eligible to receive codes.
6. As of the writing of this report, the City of San Fernando has not received any vaccination codes from the State to provide to residents.

ANALYSIS:

The City of San Fernando is 93% Latinx and, according to COVID-19 data provided by the County of Los Angeles Department of Public Health (DPH), continues to have the highest COVID case rate per 100,00 residents (San Fernando’s current population is just under 25,000 residents) of any incorporated city in Los Angeles County¹. Additionally, according to vaccine data provided by Los Angeles County, 2,224 persons from San Fernando have received at least one dose of vaccine², which is currently less than 10% of all San Fernando residents (Attachment “B”).

As a result of the City’s initial email outreach to community members that are signed up to receive City notifications, 1,922 registration entries have been received with a total of 5,560 vaccine codes requested³. The table below provides a summary of registrations, by city/community:

City/Community	Number of Household Entries	Number of “Health Equity” Vaccination Code Requests	Average Code Requests per Household	Percentage of Requests that are BIPOC
San Fernando	1,172	3,376	3	69%
Arleta	51	155	3	75%
Mission Hills	39	111	3	78%
Pacoima	141	492	3	59%
Sylmar	205	593	3	65%
Other	314	833	3	77%
TOTAL	1,922	5,560		

The significant response received in a very short period of time illustrates how eager San Fernando residents are to secure vaccination appointments.

¹ LAC DPH Laboratory Confirmed COVID-19 Recent 14-day Cumulative Case and Rate per 100,000 by the Top 25 Cities/Communities; <http://publichealth.lacounty.gov/media/Coronavirus/locations.htm>; visited March 8, 2021.

² Percent Vaccinated by City/Community; <http://publichealth.lacounty.gov/media/Coronavirus/locations.htm>; visited March 8, 2021

³ Data as of 12:00pm on Monday, March 8, 2021.

Discussion and Consideration to Authorize the City Manager to Initiate Legislative Advocacy Outreach Efforts Related to COVID-19 Vaccinations for Local Residents

Page 3 of 4

Legislative Advocacy.

Since the COVID vaccine has become available in Los Angeles County, San Fernando has worked diligently to support vaccination resources, including:

- Working with the City of Los Angeles and the Los Angeles Fire Department to provide a vaccination clinic at San Fernando Recreation Park.
- Submitting a letter to Los Angeles County Supervisor Sheila Kuehl requesting additional vaccination resources for the San Fernando community.
- Working with local health care providers (including Providence, LA Care, San Fernando Community Hospital, et. al.) to establish mobile and/or pop-up vaccination clinics near the City of San Fernando.

Despite these efforts and support from local elected officials, San Fernando's COVID vaccination rate continues to be less than the average when compared to other communities throughout Los Angeles County.

The City may engage in additional legislative advocacy and outreach activities encouraging local constituents to be more proactive in weighing in on the State's vaccination policies. Examples of activities include, but are not limited to, supporting a letter writing campaign to Governor Newsom's Office, creating an online petition to be delivered to Governor Newsom's Office, and leveraging the City's communication channels (e.g. social media, ALERT San Fernando, Constant Contact, etc.) to provide legislative advocacy materials to the public.

BUDGET IMPACT:

There is no budget impact associated with discussing legislative advocacy outreach efforts related to COVID-19 vaccinations for local residents. Additional future costs to be determined based on City Council direction.

CONCLUSION:

The State of California's policies and actions to get vaccinations to the most vulnerable populations are continuously evolving and, if directed, the City may take a more proactive approach to influencing that policy.

Discussion and Consideration to Authorize the City Manager to Initiate Legislative Advocacy Outreach Efforts Related to COVID-19 Vaccinations for Local Residents

ATTACHMENTS:

- A. COVID-19 Vaccine Distribution Phases
- B. City of San Fernando and LA County Daily COVID-19 Data – as of March 8, 2021

COVID-19 VACCINE DISTRIBUTION PHASES ATTACHMENT "A"

Phase 1A (Tier 1)

- Health Care Workers at Acute Care Hospitals, Psychiatric and Correctional Facility Hospitals
- Skilled Nursing Facility Health Care Workers and Residents
- EMTs and Paramedics
- Other Long-Term Care Facility Health Care Workers and Residents
- Special Needs Group Living Health Care Staff
- Dialysis and Infusion Centers

Phase 1A (Tier 2)

- Health Care Workers in:
 - Residential Substance Abuse Disorder Facilities
 - Immediate Care Facilities
 - Home Health Care Service
 - Primary Care Clinics
 - Urgent Care Clinics
- Public Health Field Staff
- Field-Based Community Health Workers Doing Work with High Risk of Exposure
- Regional Centers

Phase 1A (Tier 3)

- Health Care Personnel in Specialty Clinics
- Laboratory Workers
- Dental and Other Oral Health Clinic Health Care Workers
- Pharmacy Staff Not Working in Settings at Higher Tiers
- COVID-19 Testing Staff



COVID-19 VACCINE DISTRIBUTION PHASES

Phase 1B*

- Persons 75 years and older
- Frontline Essential Workers:
 - First Responders (Firefighters, Police)
 - Education (Teachers, Support Staff, Daycare)
 - Food & Agriculture
 - Manufacturing
 - Corrections Workers
 - U.S. Postal Service Workers
 - Public Transit Workers
 - Grocery Store Workers

Phase 1C*

- Persons 65-74 years old
- Persons 16-64 years old with High-Risk medical conditions
- Other Essential Workers:
 - Transportation and logistics
 - Food Service
 - Shelter & Housing (construction)
 - Finance (e.g., bank tellers)
 - IT & Communication
 - Energy
 - Media
 - Legal
 - Public Safety (Engineers)
 - Water & Wastewater

Phase 2**

- Persons 16-64 Years Old without High-Risk Medical Conditions

*These are based on preliminary guidance from the CDC ACIP Interim Recommendations for Allocation of COVID-19 Vaccine and may be modified by the State.

**Proposed population to be decided later by the ACIP.

**COVID-19 VACCINE PHASE 1B, TIER 1
ADDITIONAL SECTORS ELIGIBLE 3/1/21**

Education & Childcare

Teachers (K-12, Preschool)	209,711
Support staff (K-12, Preschool)	312,954
Childcare	20,441
Independent Schools	22,908
Junior Colleges	26,200
Colleges & Universities	98,944
TOTAL IN THIS SECTOR	691,158

- Schools creating PODs for their workforce
- Partnering with outside organizations to create closed PODs
- Independent/parochial schools partnering with their school districts or will have appointments at county PODs

Emergency Services & First Responders

Police/law enforcement officers	45,934
Emergency Management, Search and Rescue, Emergency and public safety communication centers, EOCs	25,885
National Security	2,861
Maritime and Aviation Response (TSA)	1,402
Corrections officers and workers	4,746
Courts/Legal Counsel & Prosecution	7,570
Campus and school police	TBD
Rehabilitation and Re-entry	1,923
Federal law enforcement agencies	2,800
Police, Fire and Ambulance Dispatchers	2,949
Security staff to maintain building access control and physical security measures	40,713
DCFS, APS (workers physically responding to abuse and neglect of children, elderly and dependent adults)	9,000
TOTAL IN THIS SECTOR	145,783

Partnering with:

- Fire Departments
- Police Departments
- DPH
- DHS
- Local Hospitals

Food & Agriculture

Food service workers	273,600
Food manufacturing	37,900
Grocery store workers	82,692
Grocery store workers (without pharmacies)	65,706
Animal agriculture workers including those involved in Vet health	2,911
Veterinarians	8,190
Food and Agriculture-associated Port and transportation workers	TBD
TOTAL IN THIS SECTOR	470,999

“One size fits all approach” is inadequate.

Coordination with trusted sources:

- Unions
- Leaders in the workplace
- Community leaders
- Community-based organizations

City of San Fernando Daily COVID-19 Data

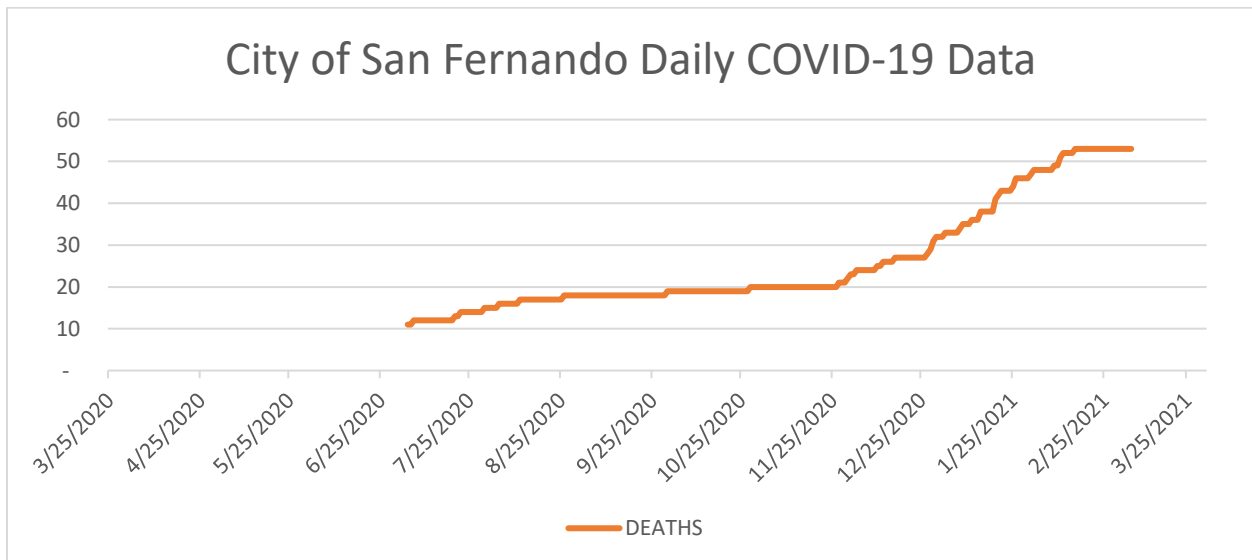
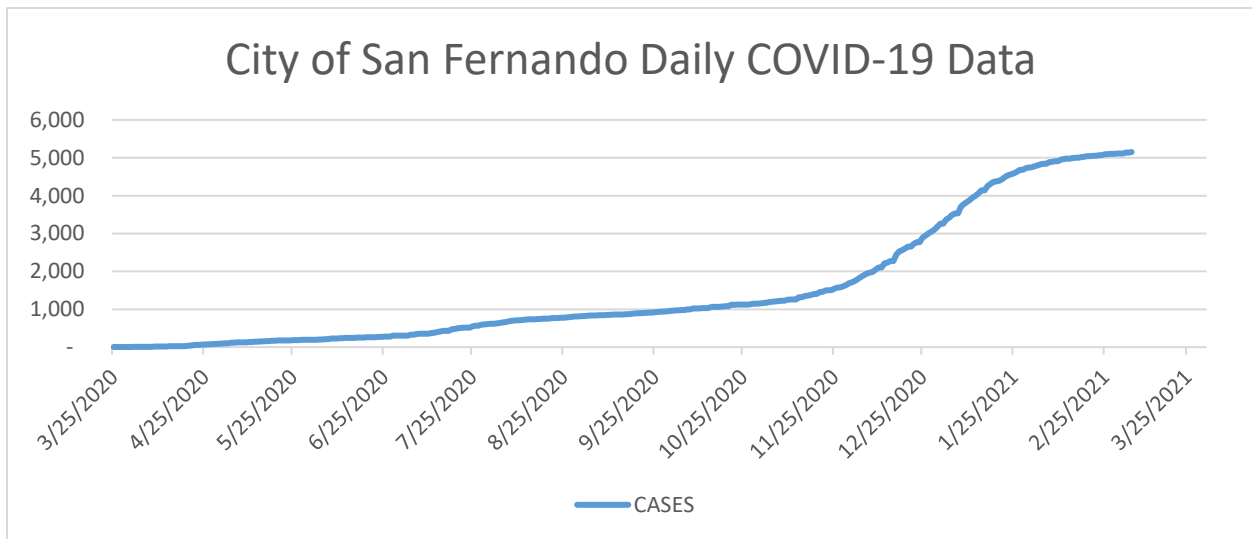
SOURCE:

<http://publichealth.lacounty.gov/media/Coronavirus/data/index.htm>; statistics captured daily.

Graph 1: Daily COVID-19 Cases and Deaths in the City of San Fernando

Total Cases (as of March 8, 2021): 5,151

Total Deaths (as of March 8, 2021): 53



City of San Fernando Daily COVID-19 Case Rate Data

SOURCE:

<http://publichealth.lacounty.gov/media/Coronavirus/data/index.htm>.

LAC DPH Laboratory Confirmed COVID-19 Recent 14-day Cumulative Case and Rate per 100,000 by the Top 25 Cities/Communities^{1,2}

City/Community	Total Cases	Crude Case Rate ³	Adjusted Case Rate ^{3,4}	2018 PEPS Population
County of Los Angeles	19478	201.82	198.26	9651332
Los Angeles - Downtown	93	338	536	27507
Unincorporated - Duarte	21	474	506	4428
Unincorporated - Sun Village	30	497	503	6036
Unincorporated - Bassett	69	466	484	14817
Unincorporated - Canyon Country	31	401	452	7728
City of San Fernando	100	406	396	24612
City of Hawaiian Gardens	57	388	388	14676
Los Angeles - Pacoima	273	355	367	76979
Los Angeles - Thai Town	30	306	356	9809
Unincorporated - East Rancho Dominguez	53	346	353	15308
Los Angeles - Sylmar	284	345	345	82398
City of Cudahy	75	308	323	24347
Los Angeles - Arleta	111	323	320	34370
Unincorporated - Lennox	68	302	317	22542
Los Angeles - Mission Hills	82	340	316	24124
Los Angeles - Lakeview Terrace	39	297	309	13133
Los Angeles - Leimert Park	45	295	309	15235
Unincorporated - East Los Angeles	385	307	306	125269
Los Angeles - Canoga Park	201	308	303	65289
City of Lancaster	479	296	302	161570
Los Angeles - University Park	116	422	300	27456
Los Angeles - Manchester Square	26	305	297	8536
Los Angeles - Jefferson Park	23	285	290	8073
Los Angeles - Century Palms/Cove	98	290	289	33766
City of Compton	291	291	287	99904

(1) Data may be updated in between reports on LAC website and/or press releases.

(2) Includes ELR cases still under investigation and may be out of jurisdiction.

(3) Rate is crude and is per 100,000. Population estimates derived from LAC PEPS 2018 demography files.

(4) Adjusted Rate is age-adjusted by year 2000 US Standard Population.

**Case numbers include cases associated with Correctional Facility Outbreaks located in the City/Community. Due to reporting delays numbers may not align with outbreak investigation counts presented for Correctional Facilities on the list of Los Angeles Residential Congregate Settings with One or More Positive COVID-19 Cases.

City of San Fernando Daily COVID-19 Vaccine Data

SOURCE:

<http://publichealth.lacounty.gov/media/Coronavirus/data/index.htm>.

Percent Vaccinated by City/Community
PERCENTAGE VACCINATED 18 AND OLDER

(As of 2/20/21)

City/Community*	Number of Persons Vaccinated**	Population 2019	Percentage of People Vaccinated***
City of Rolling Hills	516	1722	30
City of Rolling Hills Estates	2212	7093	31.2
City of Rosemead	6763	44628	15.2
City of San Dimas	6031	29065	20.8
City of San Fernando	2224	18698	11.9
City of San Gabriel	5774	33721	17.1
City of San Marino	3163	11148	28.4
City of Santa Clarita	31065	170660	18.2
City of Santa Fe Springs	2115	14475	14.6
City of Santa Monica	17154	80251	21.4
City of Sierra Madre	2516	9255	27.2
City of Signal Hill	1735	9046	19.2
City of South El Monte	1743	15858	11
City of South Gate	7435	71455	10.4
City of South Pasadena	5088	21506	23.7
City of Temple City	5895	30661	19.2
City of Torrance	25356	121277	20.9

*One community had a population denominator that also included residents of living facilities located in this community.

**Cities/communities with an indication of 'Unreliable Data' include those with fewer than 5 people who have been vaccinated or over 100% of the population have been vaccinated

***Percent of people who have received at least 1 dose of vaccine in each city/community.

Population estimates derived from July 1, 2019 Population and Poverty. Estimates, prepared by Hedderson Demographic Services for Los Angeles County Internal Services Department, released 05/26/2020.

Population estimates for cities/communities of population size less than 500 may be unreliable.

Los Angeles County Daily COVID-19 Data

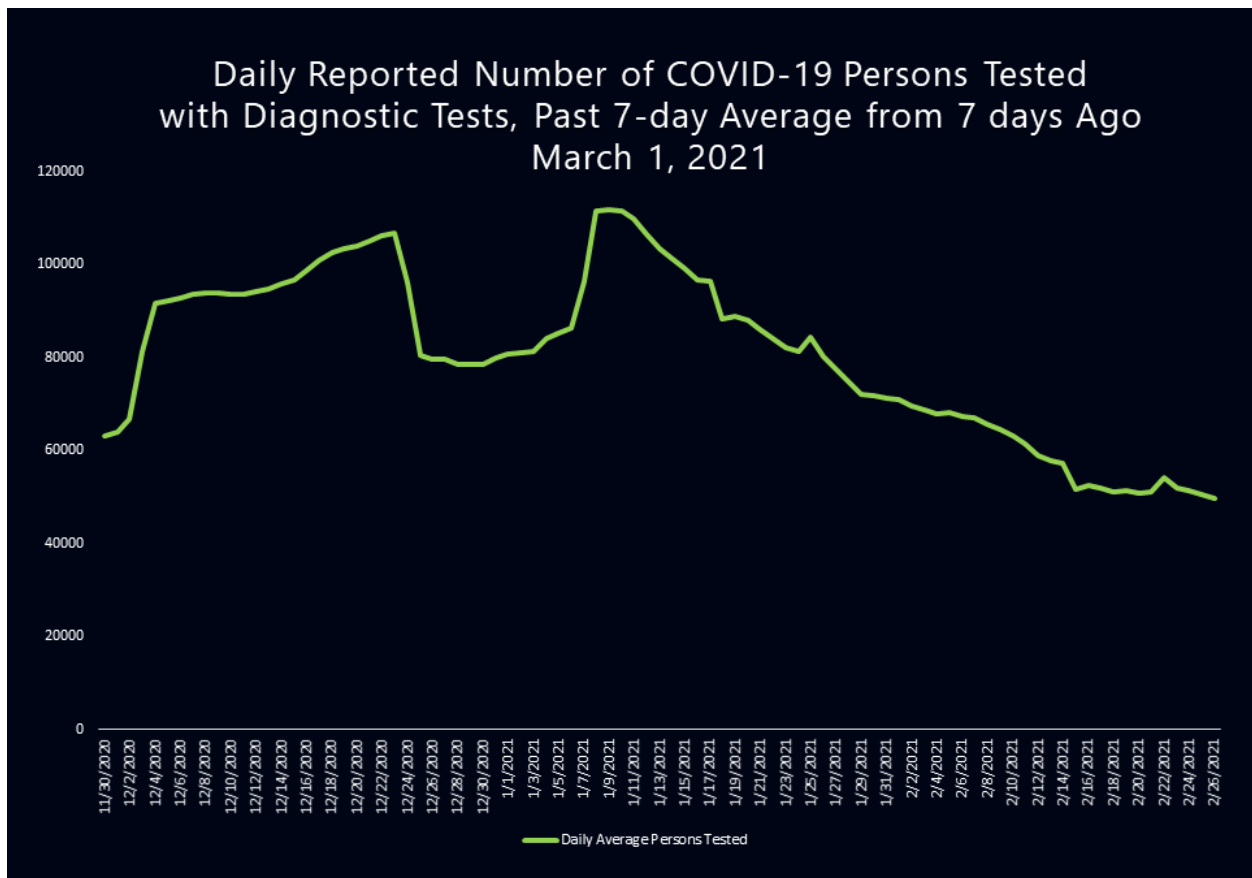
SOURCE:

<http://publichealth.lacounty.gov/media/Coronavirus/data/index.htm>; 3/8/20 @ 3 pm.

Graph 1: Daily Reported Persons Tested for COVID-19

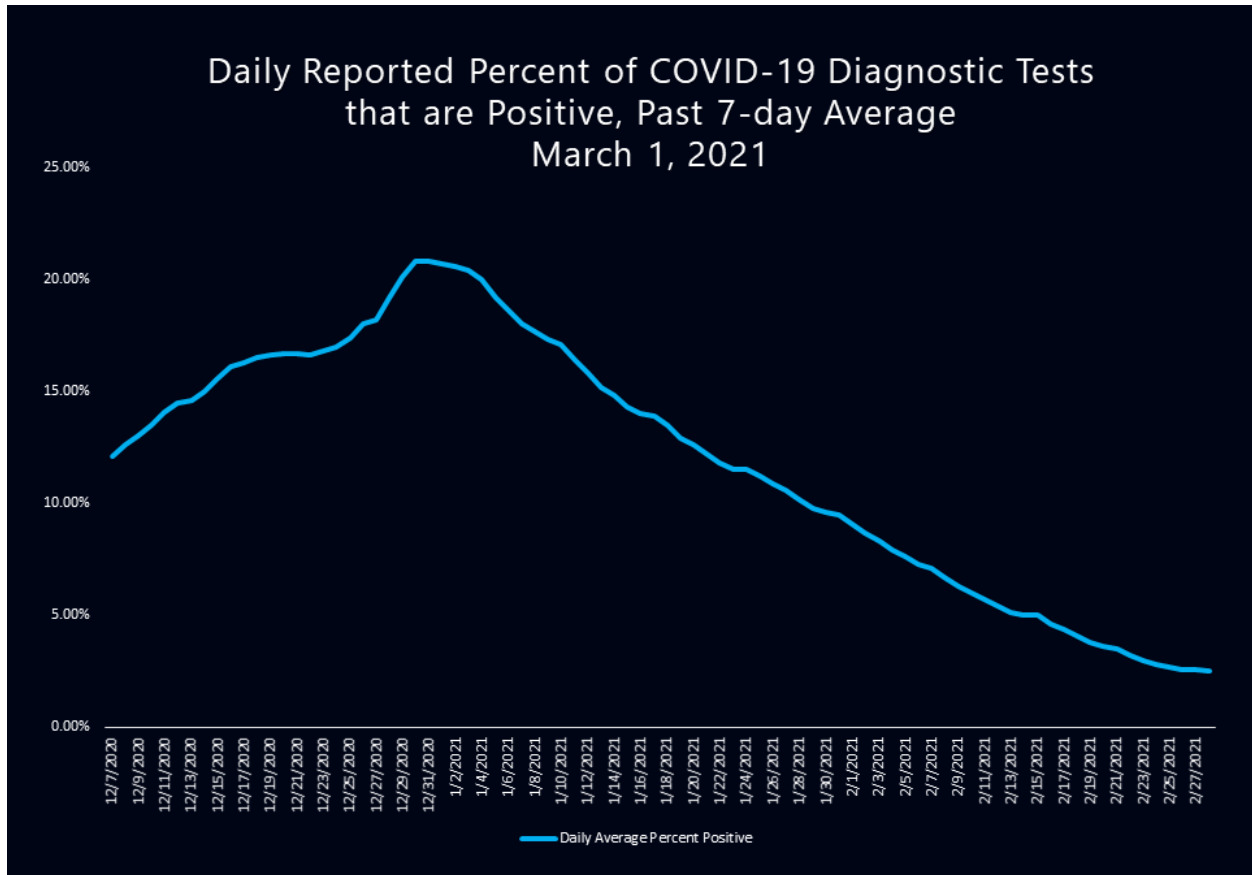
7-Day Daily Average: 48,759

Total Number of People Tested: 5,894,340



Graph 2: Daily Reported Percent Positive for COVID-19

7-Day Daily Average: 2.5%



Graph 3: Daily Number of COVID-19 Hospitalized

Current Hospitalizations (3/7/21): 1,176

