



To: All Plan Holders

From: Emilio M. Murga, P.E., Consultant City Engineer 

Date: February 28, 2022

Subject: **ADDENDUM NO. 5 – PICO STREET IMPROVEMENT PROJECT, CDBG Project No. 602080-19, Project No. 7610**

The following amendment is hereby made a part of the Contract Documents for the subject project, as fully and completely as if the same were set forth therein. This Addendum No. 5 consists of one page and attached Project Plans (Sheets 1-5), Revision - February 23, 2022.

CONTRACT DOCUMENTS

SPECIFICATIONS:

The following clarification, additions & deletions are made to the above referenced Specifications:

1. **PROJECT PLANS (Sheets 1 – 5), replace project plan set (sheets 1 – 5), dated February 2, 2022, in its entirety, with revised project plan set (sheets 1 – 5), "Revision - February 23, 2022"**

If you have any questions, please call Mr. Manuel Fabian at (818) 898-1243 or mfabian@sfcity.org.

ADDENDUM ACKNOWLEDGEMENT

Bidder acknowledges the receipt of this Addendum Number 5 which shall be attached to the Bid proposal.

Signature and Title

Date



THE CITY OF
SAN FERNANDO
INCORPORATED 1911
CALIFORNIA

**PICO STREET IMPROVEMENT PROJECT
(FROM KALISHER STREET TO SOUTH BRAND BOULEVARD)
CDBG PROJECT NO. 602080-19
JOB NO. 7610, PLAN NO. 731**

GENERAL NOTES

- ALL WORK SHALL BE PERFORMED IN ACCORDANCE WITH THE FOLLOWING:
 - CITY OF SAN FERNANDO WATER CONSTRUCTION DRAWINGS/STANDARDS.
 - STANDARD SPECIFICATION FOR PUBLIC WORKS CONSTRUCTION "GREENBOOK" 2018 EDITION
 - AWWA STANDARD SPECIFICATIONS
 - STANDARD PLANS FOR CONSTRUCTION OF LOCAL STREETS AND ROADS, JULY 2006 (STATE OF CALIFORNIA).
 - PROJECT SPECIFICATIONS
 - COUNTY OF LOS ANGELES PRIVATE CONTRACT SANITARY SEWER PROCEDURAL MANUAL AND "SPECIAL PROVISIONS FOR THE CONSTRUCTION OF SANITARY SEWER".
 - APWA STD SPECIFICATIONS, LATEST EDITION
- THE CONTRACTOR SHALL NOTIFY THE PROJECT MANAGER FORTY-EIGHT (48) HOURS PRIOR TO STARTING ANY WORK; TELEPHONE NUMBER (818) 898-1222. APPROVAL OF THIS PLAN BY THE CITY OF SAN FERNANDO PUBLIC WORKS DEPARTMENT, DOES NOT CONSTITUTE A REPRESENTATION AS TO THE ACCURACY OF LOCATION OF OR THE EXISTENCE OR NON-EXISTENCE OF ANY UNDERGROUND UTILITY PIPE OR STRUCTURE WITHIN THE LIMITS OF THIS PROJECT. THIS NOTE APPLIES TO ALL PAGES.
- THESE PLANS ARE HEREBY MADE A PART OF THE SPECIFICATIONS AND CONTRACTUAL AGREEMENT.
- NO REVISION SHALL BE MADE TO THESE PLANS WITHOUT THE PRIOR APPROVAL OF THE CITY ENGINEER.
- THE CONTRACTOR IS TO PROVIDE THE CITY WITH AN AS-BUILT SET OF CONSTRUCTION PLANS.
- THE CONTRACTOR SHALL APPLY FOR ALL NECESSARY CONSTRUCTION PERMITS FOR ALL WORK AS SHOWN ON THESE PLANS FROM THE CITY OF SAN FERNANDO. THE CONTRACTOR MUST CONTACT THE CITY OF SAN FERNANDO PUBLIC WORKS DEPARTMENT, TO RESOLVE THE NECESSARY PERMIT & INSPECTION FEES.
- THE CONTRACTOR SHALL POSSESS A VALID STATE CONTRACTOR'S LICENSE AND SHALL BE REQUIRED TO POSSESS A VALID CITY BUSINESS LICENSE WHILE PERFORMING WORK ON THIS PROJECT.
- ANY CONTRACTOR PERFORMING WORK AS INDICATED HEREON FOR THIS PROJECT SHALL FAMILIARIZE HIMSELF WITH THE SITE AND SHALL BE SOLELY RESPONSIBLE FOR ANY DAMAGE TO EXISTING FACILITIES RESULTING DIRECTLY OR INDIRECTLY FROM HIS OPERATIONS, WHETHER OR NOT SUCH FACILITIES ARE SHOWN ON THESE PLANS.
- THE CONTRACTORS ATTENTION IS EXPRESSLY DIRECTED TO ALL THE REQUIREMENTS AND PROVISIONS OF THE STATE OF CALIFORNIA SAFETY REGULATIONS. CONFORMANCE THERETO SHALL BE STRICTLY ENFORCED DURING THE ENTIRE LIFE OF THE CONTRACT.
- THE CONTRACTOR SHALL DISPOSE OF ALL SURPLUS EARTH EXCAVATION OUTSIDE OF THE PROJECT AREA UNLESS APPROVED OTHERWISE BY THE CITY ENGINEER. ALL AC AND CONCRETE REMOVALS SHALL BE DISPOSED OF OFF-SITE.
- THE CONTRACTOR SHALL REVIEW AND VERIFY ALL CONDITIONS AND DIMENSIONS AT THE JOB SITE BEFORE COMMENCING ANY PORTION OF THE WORK; COMPARE ACTUAL CONDITIONS WITH DRAWINGS TO ASCERTAIN CONDITIONS UNDER WHICH WORK IS TO BE PERFORMED; CHECK AND CONFIRM LOCATION OF EXISTING STRUCTURES, EQUIPMENT, AND UTILITIES WHICH MAY AFFECT WORK. COMMENCEMENT OF WORK SHALL CONSTITUTE FULL ACCEPTANCE OF EXISTING SITE CONDITIONS. THE CONTRACTOR SHALL REPORT ALL DISCREPANCIES TO THE CITY ENGINEER PRIOR TO THE COMMENCEMENT OF WORK.

- THE CONTRACTOR SHALL ENACT ALL MEASURES TO PROTECT AND SAFEGUARD WORKERS AND THE GENERAL PUBLIC FROM INJURY DURING THE ENTIRE TIME OF CONSTRUCTION; MAINTAIN THE JOB SITE IN AN ORDERLY, CLEAN MANNER THROUGHOUT THE COURSE OF WORK AND NOT BLOCK LEGAL EXITS OR ENTRANCES; LEAVE WORK AREA CLEAN, FREE OF DEBRIS AT THE END OF EACH DAY; AND COMPLY WITH ALL APPLICABLE CODES. ALL CONTRACTORS AND SUBCONTRACTORS SHALL COMPLY WITH THE "OCCUPATIONAL SAFETY AND HEALTH REGULATION" OF THE U.S. DEPARTMENT OF LABOR, AND THE STATE OF CALIFORNIA DEPARTMENT OF INDUSTRIAL RELATIONS' "CONSTRUCTION SAFETY ORDERS." THE CITY ENGINEER SHALL NOT BE RESPONSIBLE IN ANY WAY FOR THE CONTRACTORS' AND SUBCONTRACTORS' COMPLIANCE WITH THE "OCCUPATIONAL SAFETY AND HEALTH REGULATIONS" OF THE U.S. DEPARTMENT OF LABOR OR WITH THE STATE OF CALIFORNIA DEPARTMENT OF INDUSTRIAL RELATIONS' "CONSTRUCTION SAFETY ORDERS." THE CONTRACTOR SHALL DEFEND, INDEMNIFY AND HOLD THE OWNER AND THE ENGINEER HARMLESS FROM ANY AND ALL LIABILITY, REAL OR ALLEGED, IN CONNECTION WITH THE PERFORMANCE OF WORK ON THIS PROJECT, EXCEPTING FOR LIABILITY ARISING FROM THE SOLE NEGLIGENCE OF THE OWNER OR THE ENGINEER.
- ALL CONCRETE AND ASPHALT CONCRETE PAVEMENT TO BE REMOVED SHALL BE REMOVED UTILIZING A SAW CUT (MINIMUM CUT DEPTH 1 1/2" AND/OR OTHER METHODS AS APPROVED BY THE CITY ENGINEER.
- CONTRACTOR SHALL POTHOLE TO VERIFY LOCATION AND DEPTH OF UTILITIES.
- THE CONTRACTOR SHALL ADJUST ALL UTILITY VALVE BOXES, MANHOLES, ETC. TO GRADE UPON COMPLETION OF PAVING. CONCRETE PAVEMENT SHALL BE USED TO PATCH AROUND RAISED UTILITIES IN CONCRETE STREETS; ASPHALT CONCRETE PAVEMENT IN ASPHALT CONCRETE STREETS. IF PULLBOXES (WATER, GAS, ETC) ARE DAMAGED, CONTRACTOR SHALL REPLACE THEM IN KIND.
- EXISTING UTILITIES SHALL BE MAINTAINED IN-PLACE BY THE CONTRACTOR, UNLESS OTHERWISE NOTED. RELOCATION OR REMOVAL OF ANY EXISTING UTILITIES NOT COVERED BY THESE PLANS SHALL BE PERFORMED BY OR UNDER THE DIRECTION OF THE RESPECTIVE UTILITY OWNERS AT THE EXPENSE OF THE CONTRACTOR.
- CONTRACTOR SHALL PROTECT IN PLACE ANY MAIL BOXES, IRRIGATION SYSTEM, ELECTRICAL CONDUIT, CABLE CONDUIT OR UTILITY LINE. IF DAMAGED DURING CONSTRUCTION, CONTRACTOR SHALL REPLACE IN KIND.
- THE CONTRACTOR SHALL REPLACE IN KIND, TO THE SATISFACTION OF THE CITY ENGINEER, ANY PAVING, CURB AND GUTTER OR OTHER IMPROVEMENTS CUT, REMOVED, OR DAMAGED IN CONJUNCTION WITH THIS PROJECT.
- THE CONTRACTOR AGREES THAT HE SHALL ASSUME SOLE AND COMPLETE RESPONSIBILITY FOR JOB SITE CONDITIONS DURING THE COURSE OF CONSTRUCTION OF THIS PROJECT, INCLUDING SAFETY OF ALL PERSONS AND PROPERTY; THAT THIS REQUIREMENT SHALL APPLY CONTINUOUSLY AND NOT BE LIMITED TO NORMAL WORKING HOURS; AND THAT THE CONTRACTOR SHALL DEFEND, INDEMNIFY AND HOLD THE CITY, THE CITY ENGINEER AND THEIR REPRESENTATIVE, HARMLESS FROM ANY AND ALL LIABILITY, REAL OR ALLEGED, IN CONNECTION WITH THE PERFORMANCE OF WORK ON THIS PROJECT, EXCEPTING FOR LIABILITY ARISING FROM THE SOLE NEGLIGENCE OF THE CITY OR THE CITY ENGINEER.

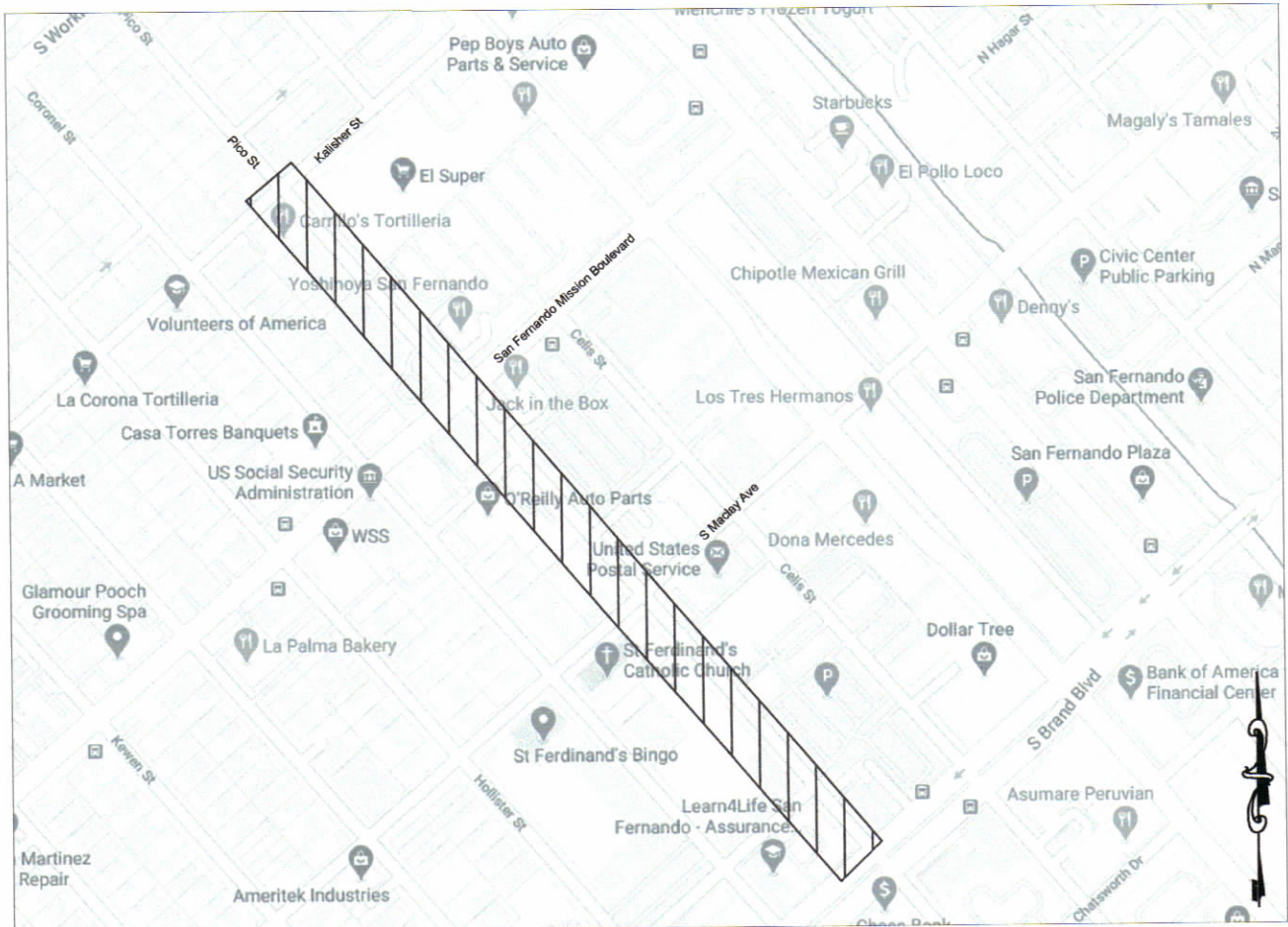
- THE CONTRACTOR SHALL PROVIDE DUST CONTROL AND TRAFFIC CONTROL AT ALL TIMES TO THE SATISFACTION OF THE CITY ENGINEER, AND SHALL BE IN COMPLIANCE WITH SOUTH COAST AIR QUALITY MANAGEMENT DISTRICT (A.Q.M.D.) RULE 403 FOR MITIGATING DUST CONTROL.
- BARRICADES WITH FLASHING LIGHTS ARE TO BE MAINTAINED ON ALL OBSTRUCTIONS WITHIN EXISTING STREET RIGHT-OF-WAYS AT ALL TIMES. CONSTRUCTION WARNING SIGNS AND FLAGMEN ARE TO BE PRESENT AT THE JOB SITE.
- THE CONTRACTOR SHALL NOTIFY UNDERGROUND SERVICE ALERT AT 811 TWO (2) DAYS PRIOR TO BEGINNING WORK.
- THE CONTRACTOR SHALL BE RESPONSIBLE FOR THE PRESERVATION OF ALL, IF ANY, EXISTING SURVEY MONUMENTS.
- THE CITY SHALL NOT BE RESPONSIBLE FOR, OR LIABLE FOR UNAUTHORIZED CHANGES TO OR USES OF THESE PLANS. ALL CHANGES TO THE PLANS MUST BE IN WRITING AND MUST BE APPROVED BY THE PROJECT ENGINEER.
- THE CITY INSPECTOR WILL LAYOUT THE PRECISE LOCATION OF ALL CONCRETE WORK, AC PATCHING AND OTHER IMPROVEMENTS SHOWN ON THE PLANS. THESE IMPROVEMENTS AS SHOWN MAY VARY SLIGHTLY AS TO LOCATION. CONTRACTOR SHALL BE RESPONSIBLE FOR CONSTRUCTION AND QUANTITIES AS MARKED OUT BY THE CITY INSPECTOR.
- CONTRACTOR SHALL PROVIDE ALL NECESSARY MEANS TO AVOID TRACKING ASPHALT OIL ON EXISTING ASPHALT PAVEMENT OR CONCRETE PAVEMENT DURING OPERATIONS. SEE TECHNICAL SPECIFICATIONS FOR CONDITIONS.
- CONTRACTOR SHALL BACKFILL AND RESEED LANDSCAPE AS NECESSARY FOR LANDSCAPE AREAS AFFECTED BY THIS IMPROVEMENT.
- CONTRACTOR SHALL INSTALL TEMPORARY ASPHALTIC CONCRETE PAVEMENT AS INDICATED BY THE ENGINEER OR INSPECTOR. THE ENGINEER OR INSPECTOR SHALL DETERMINE THE EXACT LOCATION WHERE TEMPORARY RESURFACING WILL BE NEEDED. THE CONTRACTOR SHALL NOT MIX TEMPORARY ASPHALTIC CONCRETE WITH PERMANENT ASPHALTIC CONCRETE, PORTLAND CEMENT CONCRETE, EARTH OR OTHER MATERIALS THAT ARE TO BE REMOVED FROM THE SITE. ALL COSTS INVOLVED IN COMPLYING WITH THE ABOVE REQUIREMENTS SHALL BE INCLUDED IN THE UNIT PRICE BID FOR CLEARING AND GRUBBING.

SHEET INDEX

SHEET	SHEET DESCRIPTION
1 OF 5	TITLE SHEET
2 OF 5	STREET PLANS
3 OF 5	PICO STREET CONSTRUCTION PLAN - STA 0+00 TO 12+25
4 OF 5	PICO STREET CONSTRUCTION PLAN - STA 12+25 TO 18+10
5 OF 5	STRIPING PLANS
6 OF 5	PICO STREET - STA 0+00 TO 11+00
7 OF 5	PICO STREET - STA 11+00 TO 18+50

SPPWC NO.	TITLE
110-2	DRIVEWAY APPROACHES
111-5	CURB RAMP
112-2	CURB & SIDEWALK JOINTS
113-2	SIDEWALK AND DRIVEWAY REPLACEMENT
120-2	CURB AND GUTTER-BARRIER
122-2	CROSS AND LONGITUDINAL GUTTERS
132-3	CONCRETE PAVEMENT REPLACEMENT
133-3	ASPHALT CONCRETE PAVEMENT REPLACEMENT
205-2	SEWER MANHOLE ADJUSTMENT
206-2	MANHOLE RAISING RINGS

CONTRACTOR TO OBTAIN CURRENT AGENCY STANDARD PLANS PRIOR TO START OF CONSTRUCTION



LOCATION MAP
N.T.S

UTILITY	TITLE
WATER	CITY OF SAN FERNANDO 120 MACNEIL STREET, SAN FERNANDO, CA 91340 (818) 898-1213
SCE	1000 POTRERO GRANDE DRIVE MONTEREY PARK, CA 91755 CONTACT: ELIAS BERMUDEZ (323) 720-5263
SCG	THE GAS COMPANY 9400 OAKDALE, CHATSWORTH CA 91311-6511 CONTACT: MICHAEL DUENAS (714) 634-7265
CHARTER COMMUNICATIONS	9410 JORDAN AVE CHATSWORTH, CA 91311 CONTACT: SHAWN RIGGS (818) 407-3152
ATT	8633 GRAND AVENUE SAN FERNANDO, CA 91770 CONTACT: STEVE GILLESPIE (626) 570-7193
PLAINS ALL AMERICAN PIPELINE (PAA)	5900 CHERRY AVE LONG BEACH, CA 90805 CONTACT LINE RIDER SUPERVISOR: DAVID DELGADO (562) 728-2054

LEGEND

SMH	SEWER MANHOLE	TS	TRAFFIC SIGNAL
S	SEWER MAIN LINE	PB	PULL BOX
MB	MAIL BOX	FH	FIRE HYDRANT
LD	LOOP DETECTORS	WM	WATER METER
SG	SIGN	WV	WATER VALVE
PP	POWER POLE	W	WATER MAIN LINE
SDMH	STORM DRAIN MANHOLE	GAS V	GAS VALVE
V	VAULT		
TSB	TRAFFIC SIGNAL BOX	LG	LIGHT POLE
GM	GAS METER	G	GAS LINE
OV	OIL VALVE		

DISPOSITION NOTES

1. PROTECT IN PLACE

REVISION - FEBRUARY 23, 2022



Know what's below.
Call before you dig.

REVISIONS


NUMBER	DATE	INITIALS	DESCRIPTION	APPROVED

SUBMITTED BY:

MANUEL FABIAN, CIVIC ENGINEERING ASSISTANT II

REVIEWED BY:


EMILIO M. MURGA, P.E., CONSULTANT/CITY ENGINEER, RCE 54420



PUBLIC WORKS DEPARTMENT

APPROVED BY:

MATTHEW BAUMGARDNER, PE, DIRECTOR OF PUBLIC WORKS, RCE 71932



CDBG PROJ. NO. 602080-19, JOB NO. 7610

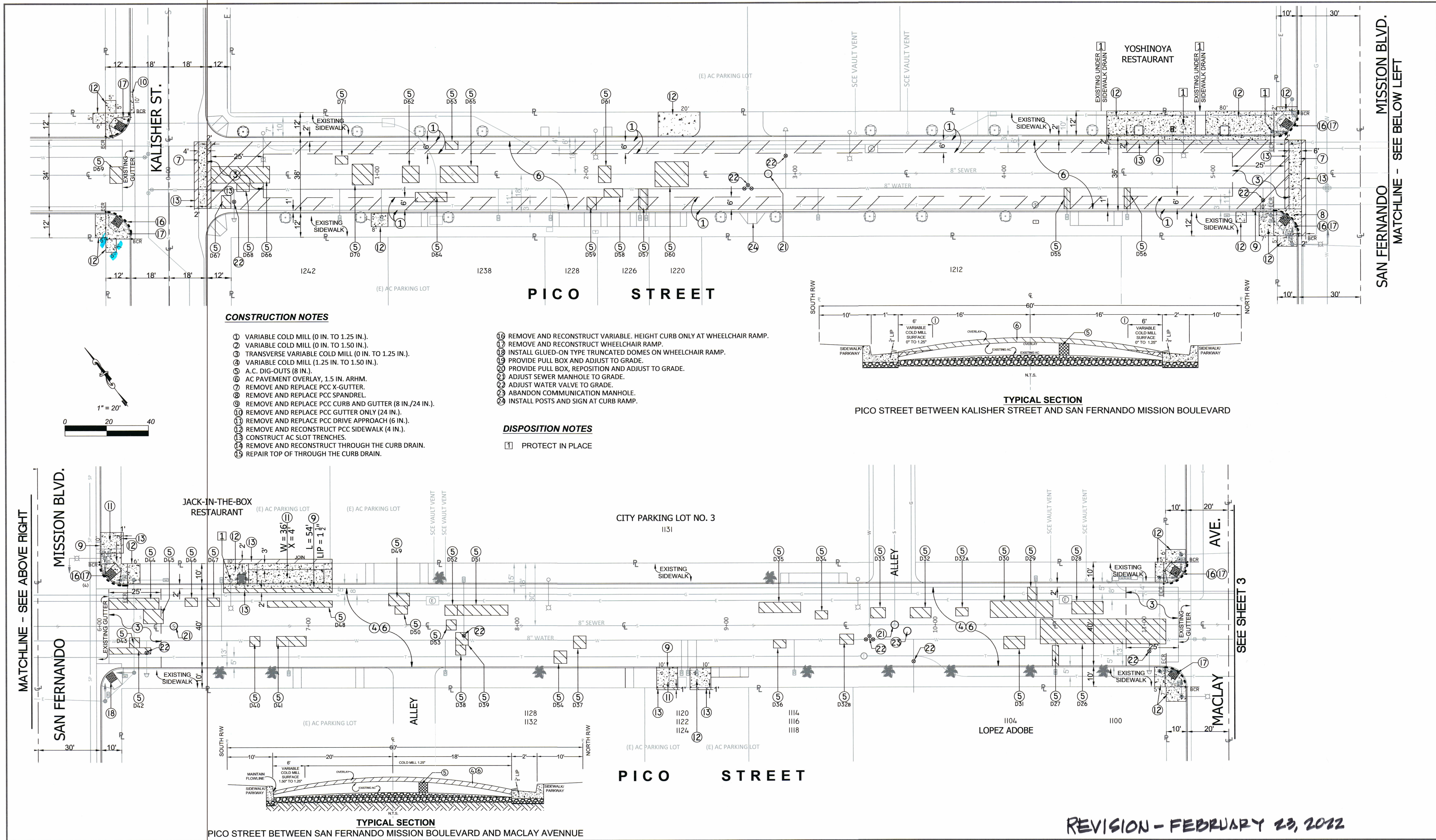
**PICO STREET IMPROVEMENT PROJECT
(From Kalisher Street To Brand Boulevard)**

CITY OF SAN FERNANDO

PLAN NO.

P-73

SHEET 1 OF



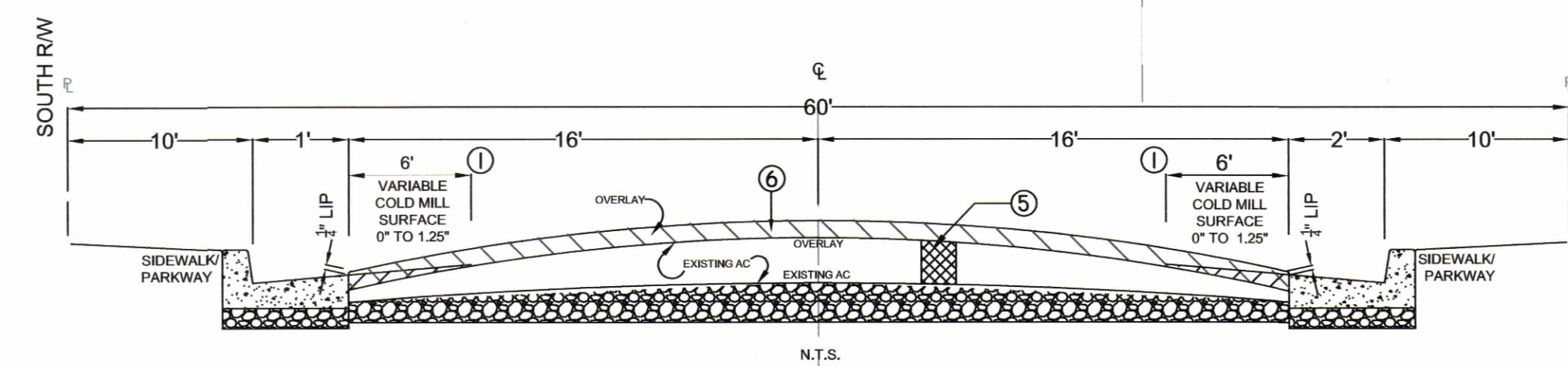
CONSTRUCTION NOTES

- 1 VARIABLE COLD MILL (0 IN. TO 1.25 IN.).
- 2 VARIABLE COLD MILL (0 IN. TO 1.50 IN.).
- 3 TRANSVERSE VARIABLE COLD MILL (0 IN. TO 1.25 IN.).
- 4 VARIABLE COLD MILL (1.25 IN. TO 1.50 IN.).
- 5 A.C. DIG-OUTS (8 IN.).
- 6 AC PAVEMENT OVERLAY, 1.5 IN. ARHM.
- 7 REMOVE AND REPLACE PCC X-GUTTER.
- 8 REMOVE AND REPLACE PCC SPANDREL.
- 9 REMOVE AND REPLACE PCC CURB AND GUTTER (8 IN./24 IN.).
- 10 REMOVE AND REPLACE PCC GUTTER ONLY (24 IN.).
- 11 REMOVE AND REPLACE PCC DRIVE APPROACH (6 IN.).
- 12 REMOVE AND RECONSTRUCT PCC SIDEWALK (4 IN.).
- 13 CONSTRUCT AC SLOT TRENCHES.
- 14 REMOVE AND RECONSTRUCT THROUGH THE CURB DRAIN.
- 15 REPAIR TOP OF THROUGH THE CURB DRAIN.

- 16 REMOVE AND RECONSTRUCT VARIABLE. HEIGHT CURB ONLY AT WHEELCHAIR RAMP.
- 17 REMOVE AND RECONSTRUCT WHEELCHAIR RAMP.
- 18 INSTALL GLUED-ON TYPE TRUNCATED DOMES ON WHEELCHAIR RAMP.
- 19 PROVIDE PULL BOX AND ADJUST TO GRADE.
- 20 PROVIDE PULL BOX, REPOSITION AND ADJUST TO GRADE.
- 21 ADJUST SEWER MANHOLE TO GRADE.
- 22 ADJUST WATER VALVE TO GRADE.
- 23 ABANDON COMMUNICATION MANHOLE.
- 24 INSTALL POSTS AND SIGN AT CURB RAMP.

DISPOSITION NOTES

- 1 PROTECT IN PLACE



TYPICAL SECTION

PICO STREET BETWEEN KALISHER STREET AND SAN FERNANDO MISSION BOULEVARD

TYPICAL SECTION

PICO STREET BETWEEN SAN FERNANDO MISSION BOULEVARD AND MACLAY AVENUE

REVISION - FEBRUARY 23, 2022

 Know what's below. Call before you dig.	R E V I S I O N S			SUBMITTED BY: MANUEL FABIAN, CIVIL ENGINEERING ASSISTANT II	DATE:	 PUBLIC WORKS DEPARTMENT	 EMILIO M. MURGA, CONSULTANT/CITY ENGINEER, RCE 54420	CDBG PROJ. NO. 602080-19, JOB NO. 7610	PLAN NO.			
										PICO STREET IMPROVEMENT PROJECT (From Kalisher Street To Brand Boulevard)		P-731
										CITY OF SAN FERNANDO		SHEET 2 OF 5

MATCHLINE - SEE SHEET 2

MACLAY AVE.

U.S. POST OFFICE

(E) AC PARKING LOT

(E) PCC DRIVEWAY

(E) AC PARKING LOT

1029

(E) AC PARKING LOT

(E) AC PARKING LOT

1023

CITY PARKING LOT NO. 8

(E) PCC PARKING LOT

ST. FERDINAND'S CATHOLIC CHURCH

ST. FERDINAND'S CATHOLIC SCHOOL

PICO STREET

CARLISLE ST.

MATCHLINE - SEE BELOW LEFT

CONSTRUCTION NOTES

- ① VARIABLE COLD MILL (0 IN. TO 1.25 IN.).
- ② VARIABLE COLD MILL (0 IN. TO 1.50 IN.).
- ③ TRANSVERSE VARIABLE COLD MILL (0 IN. TO 1.25 IN.).
- ④ VARIABLE COLD MILL (1.25 IN. TO 1.50 IN.).
- ⑤ A.C. DIG-OUTS (8 IN.).
- ⑥ AC PAVEMENT OVERLAY, 1.5 IN. ARHM.
- ⑦ REMOVE AND REPLACE PCC X-GUTTER.
- ⑧ REMOVE AND REPLACE PCC SPANDREL.
- ⑨ REMOVE AND REPLACE PCC CURB AND GUTTER (8 IN./24 IN.).
- ⑩ REMOVE AND REPLACE PCC GUTTER ONLY (24 IN.).
- ⑪ REMOVE AND REPLACE PCC DRIVE APPROACH (6 IN.).
- ⑫ REMOVE AND RECONSTRUCT PCC SIDEWALK (4 IN.).
- ⑬ CONSTRUCT AC SLOT TRENCHES.
- ⑭ REMOVE AND RECONSTRUCT THROUGH THE CURB DRAIN.
- ⑮ REPAIR TOP OF THROUGH THE CURB DRAIN.

- ⑯ REMOVE AND RECONSTRUCT VARIABLE. HEIGHT CURB ONLY AT WHEELCHAIR RAMP.
- ⑰ REMOVE AND RECONSTRUCT WHEELCHAIR RAMP.
- ⑱ INSTALL GLUED-ON TYPE TRUNCATED DOMES ON WHEELCHAIR RAMP.
- ⑲ PROVIDE PULL BOX AND ADJUST TO GRADE.
- ⑳ PROVIDE PULL BOX, REPOSITION AND ADJUST TO GRADE.
- ㉑ ADJUST SEWER MANHOLE TO GRADE.
- ㉒ ADJUST WATER VALVE TO GRADE.
- ㉓ ABANDON COMMUNICATION MANHOLE.
- ㉔ INSTALL POSTS AND SIGN AT CURB RAMP.

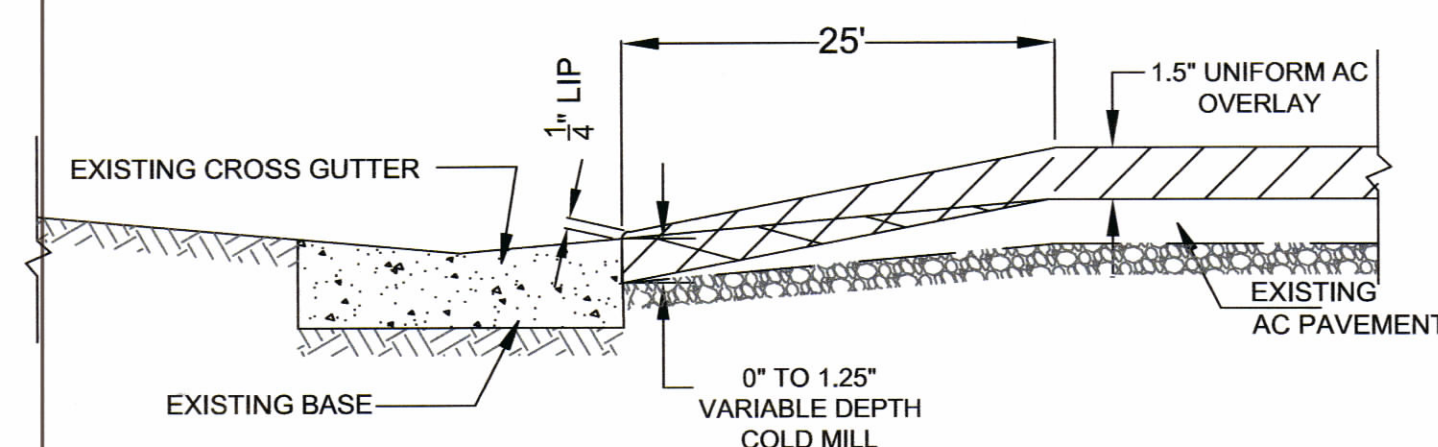
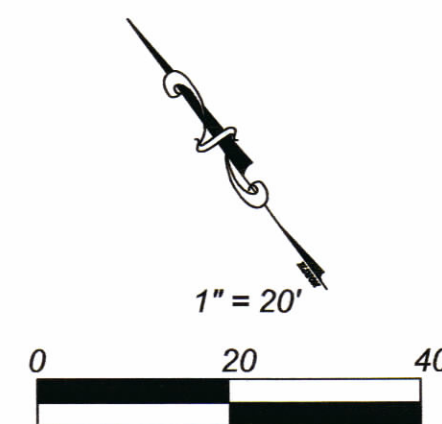
DISPOSITION NOTES

- ① PROTECT IN PLACE

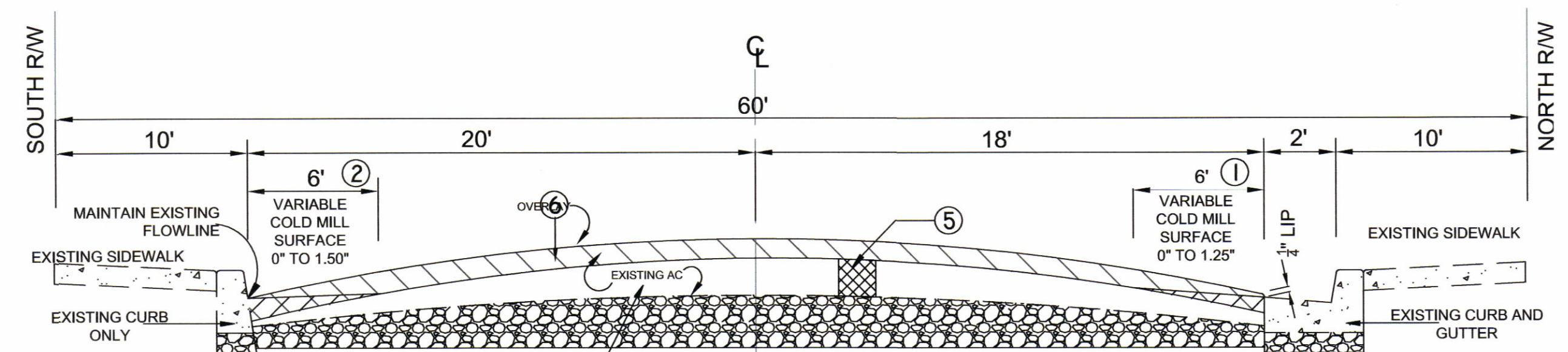
MATCHLINE - SEE ABOVE RIGHT

BLVD.

BRAND



DETAIL "A"
TRANSVERSE COLD MILLING DETAIL
NOT TO SCALE



TYPICAL SECTION

PICO STREET BETWEEN MACLAY AVENUE AND BRAND BOULEVARD



REVISIONS

NUMBER	DATE	INITIALS	DESCRIPTION	APPROVED



PUBLIC WORKS DEPARTMENT

SUBMITTED BY:

MANUEL FABIAN, CIVIL ENGINEERING ASSISTANT II

REVIEWED BY:

EMILIO M. MURGA, P.E., CONSULTANT CITY ENGINEER, RCE 54420

DATE



DATE 2/23/2022

CDBG PROJ. NO. 602080-19, JOB NO. 7610

PICO STREET IMPROVEMENT PROJECT
(From Kalisher Street To Brand Boulevard)

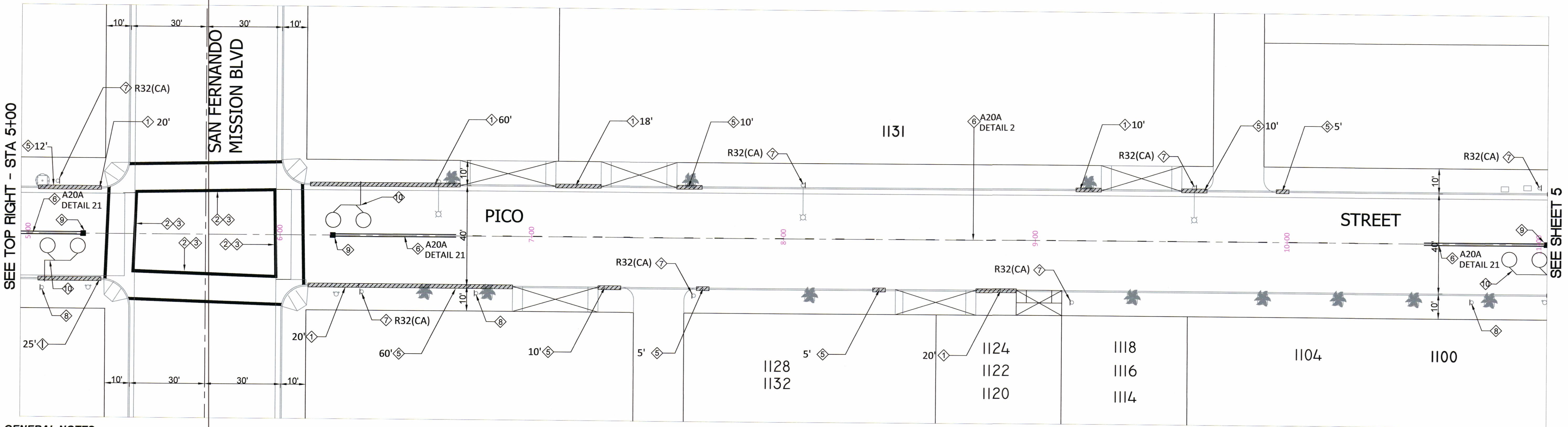
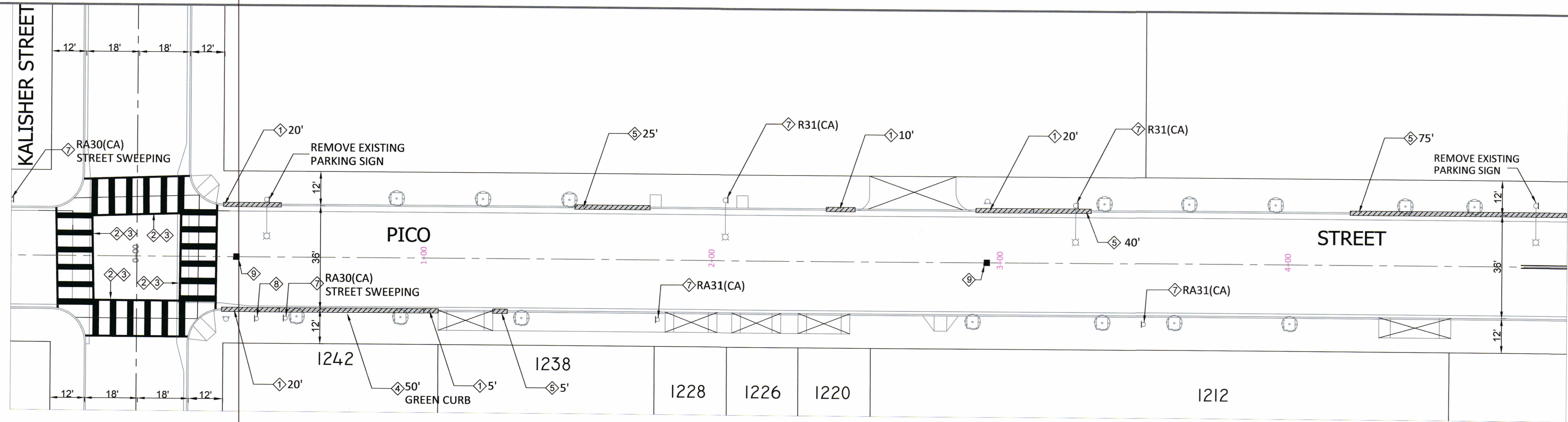
CITY OF SAN FERNANDO

PLAN NO.

P-731

SHEET 3 OF 5

REVISION - FEBRUARY 23, 2022

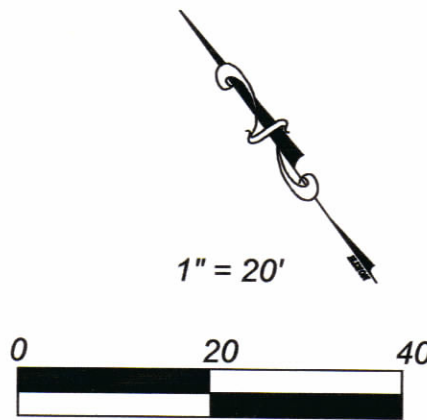


GENERAL NOTES

1. TRAFFIC SIGNING AND STRIPING SHALL CONFORM TO THE CALTRANS STANDARD PLANS AND SPECIFICATIONS, DATED 2015, THE CALIFORNIA MANUAL ON UNIFORM TRAFFIC CONTROL DEVICES (CA MUTCD), DATED 2014, THESE PLANS AND THE SPECIAL PROVISIONS.
2. ALL STRIPING DETAILS, PAVEMENT MARKINGS AND CROSSWALKS SHALL BE THERMOPLASTIC. CURB MARKINGS SHALL BE PAINT, 2 COATS.
3. CONTRACTOR SHALL REPAINT ALL EXISTING CURB ADDRESS NUMBERS WITHIN THE PROJECT LIMITS.
4. ALL EXISTING CURB MARKINGS WITHIN THE PROJECT LIMITS SHALL BE REPAINTED.
5. CONFLICTING STRIPING AND PAVEMENT LEGENDS SHALL BE REMOVED. REMOVAL OF CONFLICTING STRIPING AND PAVEMENT MARKINGS SHALL BE BY WET SANDBLASTING FOR PAINT AND/OR GRINDING FOR THERMOPLASTIC. STRIPING REMOVALS SHALL INCLUDE REMOVING RAISED PAVEMENT MARKERS.
6. REMOVE EXISTING TRAFFIC AND PARKING SIGNS AND REPLACE AS NOTED.

CONSTRUCTION NOTES

1. PAINT RED CURB, LENGTH AS NOTED.
2. INSTALL CROSSWALK, PER CALTRANS STANDARD A24F. TO MATCH THE EXISTING CENTER MARKINGS, AND SHALL BE INSTALLED SUCH THAT WHEELS STRADDLE THE CROSSWALK MARKINGS.
3. REMOVE CONFLICTING STRIPING BY WET SANDBLASTING FOR PAINT AND/OR GRINDING FOR THERMOPLASTIC.
4. PAINT GREEN OR WHITE CURB, LENGTH AS NOTED.
5. PAINT GRAY OVER EXISTING RED, GREEN, YELLOW AND WHITE CURB LENGTH AS NOTED.
6. INSTALL STRIPING DETAIL OR PAVEMENT MARKING AS NOTED.
7. INSTALL SIGN AND POST OR INSTALL SIGN ON STREET LIGHT POLE.
8. REMOVE POST AND SIGNS, PATCH SIDEWALKS AS NECESSARY.
9. INSTALL TWO-WAY REFLECTIVE MARKER AT FIRE HYDRANT, PER STPPW 170-0
10. INSTALL INDUCTIVE DETECTOR LOOPS, 6' DIAMETER TYPE "E" AND CENTERED ON TRAVEL LANE.



REVISION-FEBRUARY 23, 2022



Know what's below.
Call before you dig.

REVISIONS

NUMBER	DATE	INITIALS	DESCRIPTION	APPROVED




PUBLIC WORKS DEPARTMENT

SUBMITTED BY:

MANUEL FABIAN, CIVIL ENGINEERING ASSISTANT II

DATE

EMILIO M. MURGA, CONSULTANT CITY ENGINEER, RCE 54420



DATE

CDBG PROJ. NO. 602080-19, JOB NO. 7610

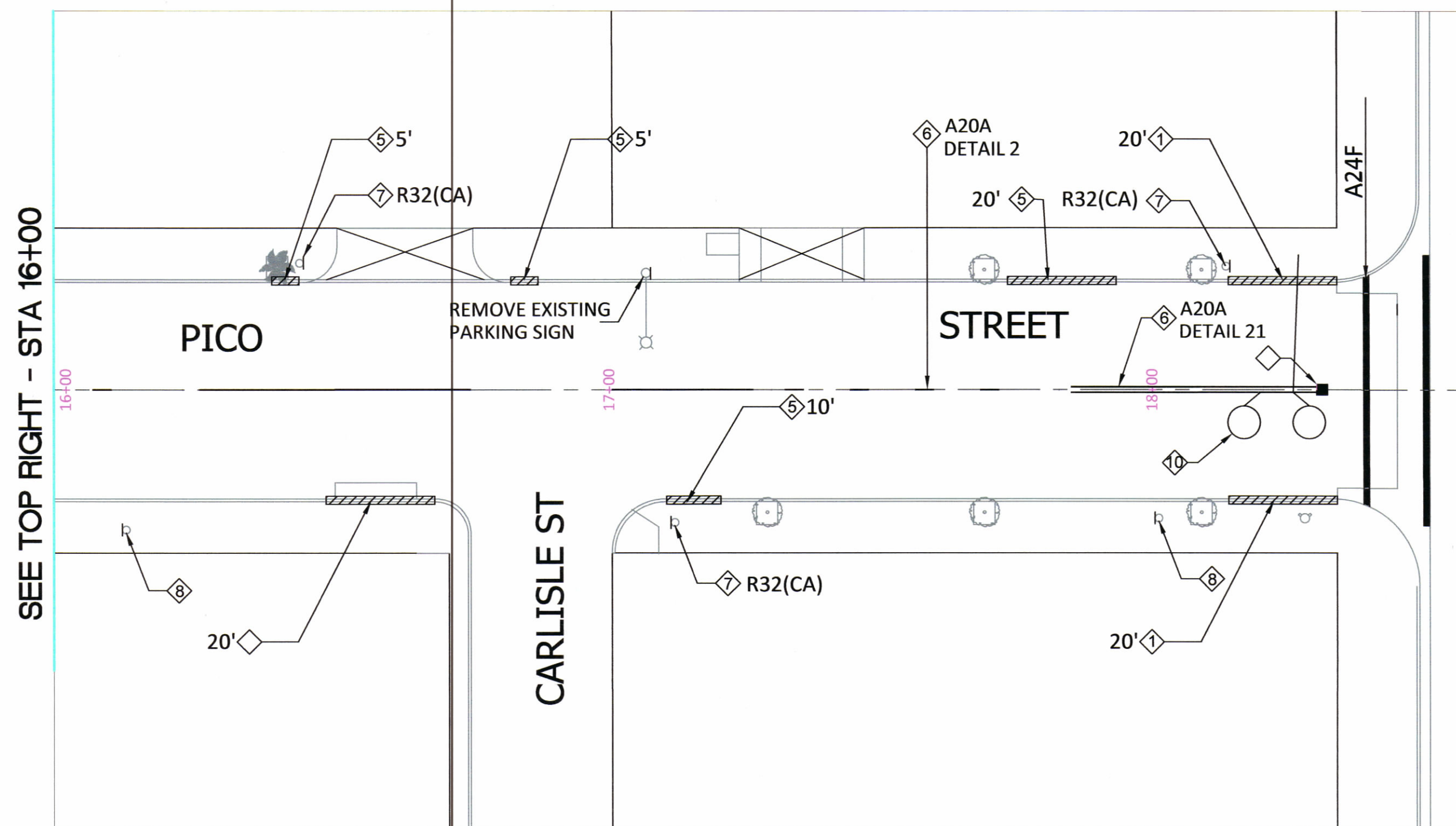
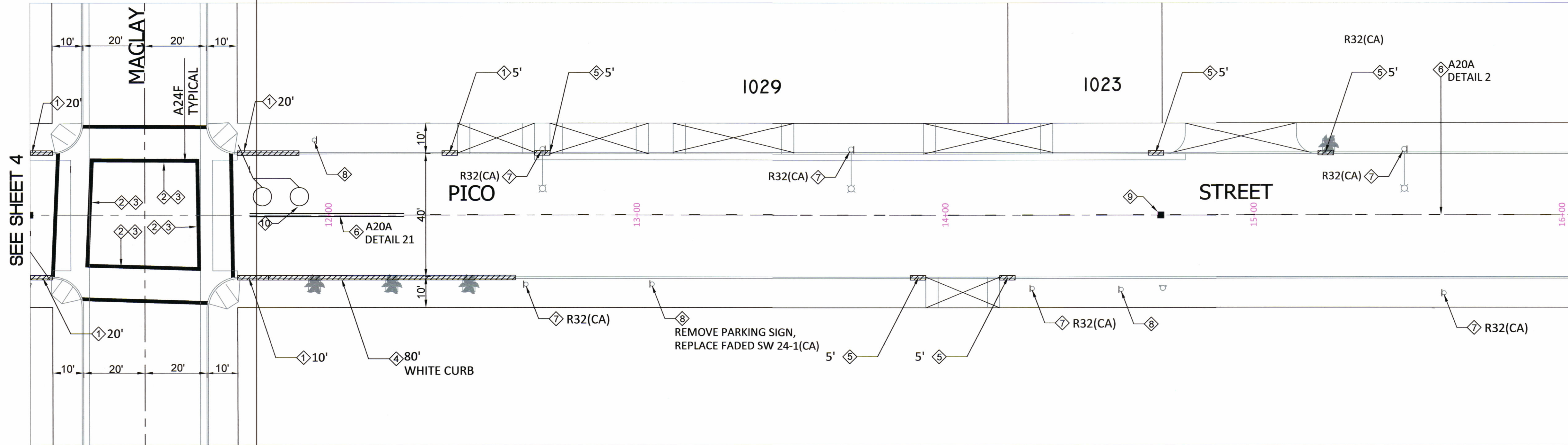
STRIPING PLAN
PICO STREET IMPROVEMENT PROJECT
(From Kalisher Street To Brand Boulevard)

CITY OF SAN FERNANDO

PLAN NO.

P-731

SHEET 4 OF 5

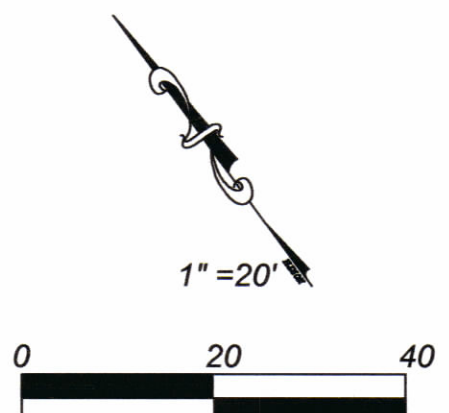


GENERAL NOTES

1. TRAFFIC SIGNING AND STRIPING SHALL CONFORM TO THE CALTRANS STANDARD PLANS AND SPECIFICATIONS. DATED 2015, THE CALIFORNIA MANUAL ON UNIFORM TRAFFIC CONTROL DEVICES (CA MUTCD), DATED 2014, THESE PLANS AND THE SPECIAL PROVISIONS.
2. ALL STRIPING DETAILS, PAVEMENT MARKINGS AND CROSSWALKS SHALL BE THERMOPLASTIC. CURB MARKINGS SHALL BE PAINT, 2 COATS.
3. CONTRACTOR SHALL REPAINT ALL EXISTING CURB ADDRESS NUMBERS WITHIN THE PROJECT LIMITS.
4. ALL EXISTING CURB MARKINGS WITHIN THE PROJECT LIMITS SHALL BE REPAINTED.
5. CONFLICTING STRIPING AND PAVEMENT LEGENDS SHALL BE REMOVED. REMOVAL OF CONFLICTING STRIPING AND PAVEMENT MARKINGS SHALL BE BY WET SANDBLASTING FOR PAINT AND/OR GRINDING FOR THERMOPLASTIC. STRIPING REMOVALS SHALL INCLUDE REMOVING RAISED PAVEMENT MARKERS.
6. REMOVE EXISTING TRAFFIC AND PARKING SIGNS AND REPLACE AS NOTED.

CONSTRUCTION NOTES

1. PAINT RED CURB, LENGTH AS NOTED.
2. INSTALL CROSSWALK, PER CALTRANS STANDARD A24F. TO MATCH THE EXISTING CENTER MARKINGS, AND SHALL BE INSTALLED SUCH THAT WHEELS STRADDLE THE CROSSWALK MARKINGS.
3. REMOVE CONFLICTING STRIPING BY WET SANDBLASTING FOR PAINT AND/OR GRINDING FOR THERMOPLASTIC.
4. PAINT GREEN OR WHITE CURB, LENGTH AS NOTED.
5. PAINT GRAY OVER EXISTING RED, GREEN, YELLOW AND WHITE CURB LENGTH AS NOTED.
6. INSTALL STRIPING DETAIL OR PAVEMENT MARKING AS NOTED.
7. INSTALL SIGN AND POST OR INSTALL SIGN ON STREET LIGHT POLE.
8. REMOVE POST AND SIGNS, PATCH SIDEWALKS AS NECESSARY.
9. INSTALL TWO-WAY REFLECTIVE MARKER AT FIRE HYDRANT, PER STPPW 170-0
10. INSTALL INDUCTIVE DETECTOR LOOPS, 6" DIAMETER TYPE "E" AND CENTERED ON TRAVEL LANE.



REVISION-FEBRUARY 23, 2022

 Know what's below. Call before you dig.	R E V I S I O N S				SUBMITTED BY: MANUEL FABIAN, CIVIL ENGINEERING ASSISTANT II	DATE 2/22/23	 PUBLIC WORKS DEPARTMENT EMILIO M. MURGA, CONSULTANT CITY ENGINEER, RCE 54420	CDBG PROJ. NO. 602080-19, JOB NO. 7610	PLAN NO.	
								STRIPING PLAN PICO STREET IMPROVEMENT PROJECT (From Kalisher Street To Brand Boulevard)		P-731
								CITY OF SAN FERNANDO		SHEET 5 OF 5