



THE CITY OF  
**SAN FERNANDO**  
CALIFORNIA

## Fiscal Year 2022-2023 Budget Study Session

### Administration Department

City Council

City  
Manager's  
Office

Personnel

City Attorney

Labor  
Attorney

Fire Services  
Contract

Economic  
Development

May 23, 2022



THE CITY OF  
**SAN FERNANDO**  
CALIFORNIA

## Fiscal Year 2021-2022 Accomplishments Focus on Community



- **Continued enhanced communications & outreach efforts**
  - Significant increase in community input into City decisions through Social Media, Town Halls, postcards, pop-ups, community/business survey, etc.
- **Hired Assistant to the City Manager**
  - Focus on grant management & community outreach
- **Facilitated City Council Strategic Planning & Goal Setting effort**
- **Completed 30 recruitments & hired 56 new employees**
  - 23 full-time & 33 part-time
  - Including Community Development Director, Police Chief & Asst. to CM

Images from Bing & Google

May 23, 2022



## Fiscal Year 2021-2022

### Accomplishments



#### Support Economic Recovery: Stronger than Ever

- Moved forward with City Council approved Exclusive Negotiation Agreement with Azure Development at City Parking Lot No. 3
- Supported shop local and place-making efforts through San Fernando Outdoor Market
- Release of RFP for Economic Development Visioning Plan

Images from Bing & Google

May 23, 2022



## Fiscal Year 2021-2022

### Accomplishments



#### COVID-19: Responding to a Pandemic

- Worked with City Council to Offer Small Business Grant Program
- Hosted "permanent" mobile vaccine/testing location at Recreation Park (90.3% of 12+ population vaccinated)

Images from Bing & Google

May 23, 2022



## Fiscal Year 2022-2023 Proposed Objectives & Work Plan

### Focus on Community First



Proposed Budget Includes Resources to  
Restructure & Reimagine City Services



Complete Labor Negotiations with SFPEA to  
enhance ability to retain and attract talented employees



Continue proactive recruitment efforts to  
increase staff resources

Images from Bing & Google

May 23, 2022



## Fiscal Year 2022-2023 Proposed Objectives & Work Plan

### Support Economic Recovery: Stronger than Ever



Receive direction regarding Parking Lot No. 3 Exclusive  
Negotiation Agreement to facilitate revitalization of downtown



Move Forward with Downtown Master Plan to  
help guide future development & champion place-making efforts

Images from Bing & Google

May 23, 2022



## Fiscal Year 2022-2023 Proposed Objectives & Work Plan

### Enhance Public Transportation to Move San Fernando



Ensure Metro/Metrolink Regional Rail efforts benefit San Fernando and support City's goals

### COVID-19: Responding to a Pandemic



Develop American Rescue Plan Act expenditure program

Images from Bing & Google

May 23, 2022



## Fiscal Year 2022-2023 Proposed Enhancements

### Focus on Community First



- **Add part-time Office Clerk in Personnel Division (Ongoing: \$18,834)**
  - Enhance capacity to recruit new employees
  - Manage employee benefits
  - Conduct special personnel related studies

#### Value Added:

- Decrease opportunity cost of prolonged staff vacancies.
- Longer recruitments = fewer productive labor hours, additional cost for advertising/marketing, loss of potential talent

Images from Bing & Google

May 23, 2022



THE CITY OF  
**SAN FERNANDO**  
CALIFORNIA



## Fiscal Year 2022-2023 Proposed Enhancements Support Economic Recovery: Stronger than Ever

### • Upgrade Economic Development Manager to Deputy City Manager/Economic Development (Ongoing: \$41,265)

- Executive level position to recruit new business & liaison to local business groups
- Develop/implement economic development policies and strategies
- Create/manage business support programs
- Provide administrative support to other departments

### Value Added:

- Increased sales tax and business tax revenues by providing dedicated resources to retain and attract businesses
  - New small business = \$5,000 - \$15,000 per year in sales/business tax
- Responsive to Comm. Survey: Support Economic Recovery of Local Businesses received the most votes (361)

Images from Bing & Google

May 23, 2022



THE CITY OF  
**SAN FERNANDO**  
CALIFORNIA

## Proposed Performance Measures To increase data, informed decision making, and performance measurement



### Community Engagement

Goal: Enhance Opportunities to Engage the City

Data: Social Media Stats,  
Public Meeting Engagement (views)



### Grants Management

Goal: Leverage Outside Dollars to Fund Local Efforts

Data: # of grant applications submitted;  
value of grants submitted and awarded



### Personnel

Goal: Recruit and Retain Talented City Employees

Data: Average length of recruitment,  
# of resignations



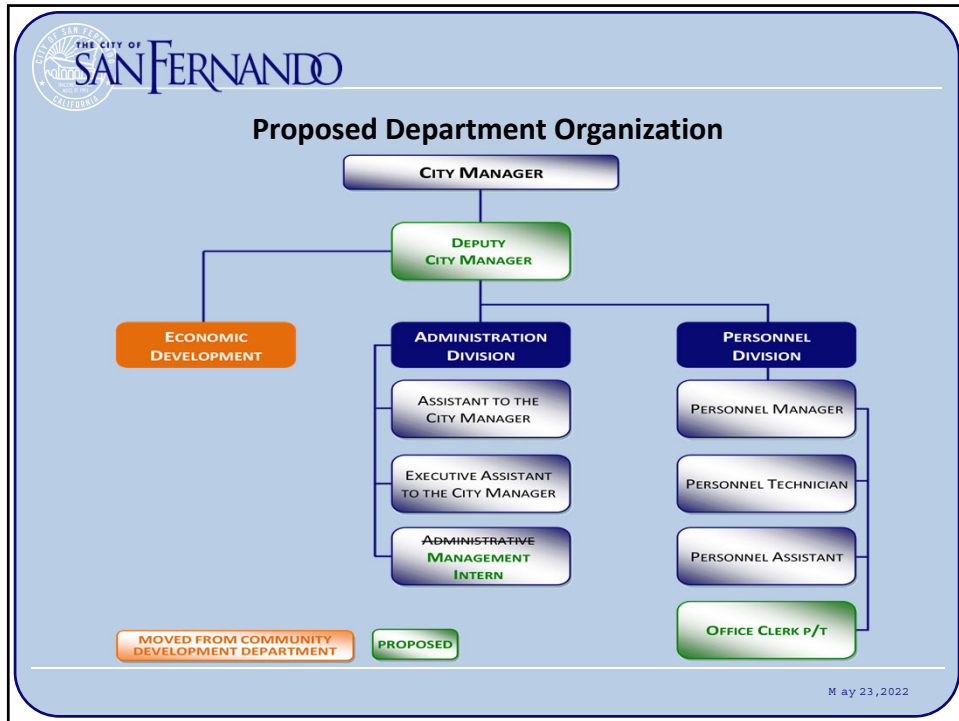
### Economic Development

Goal: Enhance Economic Development Efforts

Data: Sales & Business tax revenue,  
Commercial Occupancy Permits Issued

Images from Bing & Google

May 23, 2022





## Budget Summaries

### Proposed Funding Sources:

ADMINISTRATION	2019 Actual	2020 Actual	2021 Actual	2022 Adjusted	2023 Proposed	% Of Total
GENERAL REVENUE	3,834,901	4,185,934	4,127,573	4,881,116	4,991,786	95.8%
COST ALLOCATED TO OTHER FUNDS					218,621	4.2%
<b>TOTAL FUNDING SOURCES</b>	<b>3,834,901</b>	<b>4,185,934</b>	<b>4,127,573</b>	<b>4,881,116</b>	<b>5,210,407</b>	<b>100%</b>

### Proposed Expenditures, by Division:

ADMINISTRATION	2019 Actual	2020 Actual	2021 Actual	2022 Adjusted	2023 Proposed	% Change
01-101 City Council	200,628	194,027	155,139	280,950	179,000	-36.3%
01-105 Administration	527,768	397,705	420,361	771,348	965,405	25.2%
01-106 Personnel	-	366,003	392,400	441,318	561,627	27.3%
01-110 City Attorney	282,012	219,343	225,347	262,500	275,625	5.0%
01-112 Labor Attorney	161,248	91,999	114,445	125,000	78,750	-37.0%
01-500 Fire Services - Contract	2,663,244	2,916,856	2,819,881	3,000,000	3,150,000	5.0%
<b>Total Administration Department</b>	<b>3,834,901</b>	<b>4,185,934</b>	<b>4,127,573</b>	<b>4,881,116</b>	<b>5,210,407</b>	<b>6.7%</b>

May 23, 2022



May 23, 2022



**Fiscal Year 2022-2023  
Budget Study Session  
Public Works Department**



May 23, 2022



**Fiscal Year 2021-2022  
Accomplishments  
Focus on Community First**



- Responded to over 2,500 requests (38% increase):
  - Pothole and sidewalk repairs
  - Graffiti removal
  - Illegal dumping
  - Streetlight, street tree
  - Sewer
  - Water maintenance service

May 23, 2022





## Fiscal Year 2021-2022 Accomplishments



### Focus on Community First

- **Organized community beautification events:**
  - Mission City Bike Trail Clean-up
  - San Fernando Mall Sign Painting events
- **Increased response to illegal dumping**
  - Added regular weekly shifts to pick up bulky items

May 23, 2022



## Fiscal Year 2021-2022 Accomplishments



### Support Economic Recovery: Stronger than Ever

- Installed over 40 removable street bollards within Downtown Mall area
- Awarded contract for daily sweeping in downtown area

May 23, 2022



## **Fiscal Year 2021-2022 Accomplishments**



### **COVID-19: Responding to a Pandemic**

- Continued enhanced cleaning services of restrooms at public facilities

May 23, 2022



## **Fiscal Year 2021-2022 Accomplishments**



### **Strengthen Climate Resilience and Environmental Justice**

- Began Recreation Park Infiltration Project
- Began Upper Reservoir Replacement Project
- Calles Verdes Project – planted over 210 trees
- Secured a \$288,000 grant from CalFire for the creation of UFMP
- Began daily sweeping within Downtown Mall area
- Secured a \$937,000 grant from SMMC for Pacoima Wash Bikeway

May 23, 2022



## **Fiscal Year 2021-2022 Accomplishments**



### **Enhanced Public Transportation to Move San Fernando**

- Completed Safe and Active Streets Implementation Plan
- Prepared bid package for Pacoima Wash Bikeway Project
- Construction starts in Fall 2022

May 23, 2022



## **Fiscal Year 2021-2022 Accomplishments**



### **Build Resilient and Reliable Infrastructure**

- Completed Pico Street Improvement Project – 0.4 miles of paving.
- Completed analysis of citywide pavement needs
- Developed plans and specifications for 30 miles of paving

May 23, 2022



**Fiscal Year 2022-2023  
Proposed Objectives & Work Plan**

**Supporting Economic Recovery:  
Stronger than Ever**



Provide dedicated, full-time maintenance staff in downtown mall area (6 days a week)



Implement downtown mall solid waste management options




Continue daily sweeping in downtown mall area

May 23, 2022



**Fiscal Year 2022-2023  
Proposed Objectives & Work Plan**

**Strengthen Climate Resilience and  
Environmental Justice**



Continue construction of the Upper Reservoir Replacement Project and San Fernando Regional Park Infiltration Project



Complete construction of the Well 3 Nitrate Removal System



Complete the Urban Forest Management Plan Project

May 23, 2022



**Fiscal Year 2022-2023  
Proposed Objectives & Work Plan**

**Strengthen Climate Resilience and  
Environmental Justice (continued)**



Install HVAC, Solar, and Battery Energy Storage Systems at Police and Public Works facilities.



Begin Glenoaks Tree Planting, Phase II: Harding to Maclay –  
*125 trees*



Complete the Calles Verdes Tree Planting project – *300 trees*

May 23, 2022



**Fiscal Year 2022-2023  
Proposed Objectives & Work Plan**

**Enhance Public Transportation to  
Move San Fernando**



Begin construction on Safe Routes to Schools Projects



Begin construction on the Traffic Signal Improvements Project  
*(9 intersections within the City)*



Complete next phase of bus shelter upgrades throughout the  
City *(up to 15 new bus shelters)*

May 23, 2022



**Fiscal Year 2022-2023  
Proposed Objectives & Work Plan**

**Build Resilient and Reliable Infrastructure**



Complete Annual Slurry Seal Program – 30 miles of streets



Begin Sidewalk Repair Program



Pavement Marking and Signage Replacement

May 23, 2022



**Fiscal Year 2022-2023  
Proposed Enhancements  
Strengthen Climate Resilience  
and Environmental Justice**



- **Add a Senior Tree Trimmer in Operations Division (Ongoing: \$110,000)**
  - Dedicated, experienced position to plan tree maintenance schedule
  - Maintain tree canopy (trimming, stump grinding, planting, watering)
  - Proactive approach to tree maintenance

Value Added:

- Provides dedicated resources to respond quickly
- 54% increase in tree work orders since 2017
- Allows other PW maintenance staff to focus on non-tree work orders
- Responsive to Community Survey: Plant more trees (262 votes)

May 23, 2022



Fiscal Year 2022-2023  
Proposed Enhancements  
**Build Resilient and  
Reliable Infrastructure**

- **Add a Senior Sewer Worker and Sewer Worker in the Operations Division (Ongoing: \$180,000)**
  - Dedicated, experienced staff to plan and conduct regular maintenance on City's aging, but growing sewer system
  - With increasing number of ADUs, provides staff for inspection of new connections.

Value Added:

- Provides dedicated resources to stay ahead of potential trouble spots
- Maps and tracks sewer maintenance efforts to inform future CIP
- Allows other maintenance staff to focus on non-sewer work orders
- Responsive to Community Survey: Replace Water/Sewer Lines (222 votes)

May 23, 2022



Fiscal Year 2022-2023  
Proposed Enhancements  
**Build Resilient and  
Reliable Infrastructure**

- **Augment Engineering Staffing through Contract (One-time: \$150,000)**
  - Provides admin/field technician & construction manager to support engineering staff
  - Assist with permitting, inspections, community outreach, project management

Value Added:

- Provides dedicated resources to manage:
  - 1) Infiltration Project, 2) Upper Reservoir Replacement, 3) Well 3 Nitrate Removal, 4) Pacoima Wash Bikeway, 5) Glenoaks Bridge, 6) Traffic Signal Improvements, 7) SRTS, 8) Slurry Seal Projects, 9) Layne Park

May 23, 2022



**Fiscal Year 2022-2023  
Proposed Enhancements  
Support Economic Recovery:  
Stronger Than Ever**



- **Replacing Aging/Dilapidated Personnel Trailer (One-time: \$95,000)**
  - Augments request from last fiscal year
  - Pricing for trailers have doubled over the last year
  - Replaces old trailer with failing roof, holes in flooring and walls

Value Added:

- Provides a safe, reliable location for PW staff to check-in
- Provides a comfortable space for staff to take breaks and lunch
- Includes a meeting space for field meetings each morning

May 23, 2022



**Existing Personnel Trailer**



May 23, 2022





## Proposed Performance Matrices

To increase data, informed decision making,  
and performance measurement



# of miles of  
paving



# of Trees Planted



# of miles of sewer  
lines inspected and  
cleaned



# of miles of new  
sidewalk installed

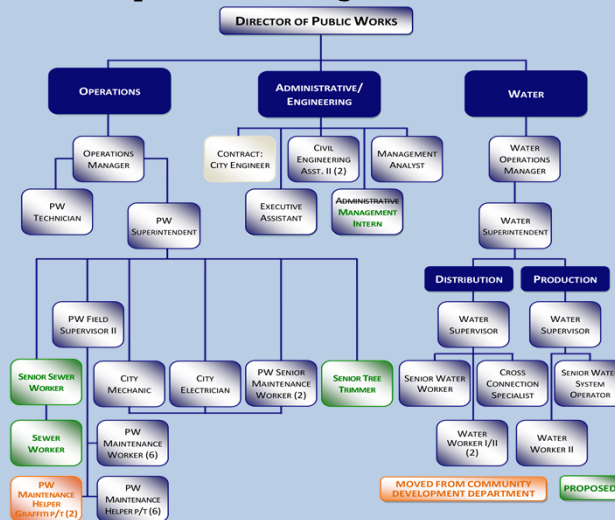


# of service  
requests filled

May 23, 2022



## Department Organization



May 23, 2022



## Budget Summaries

### Proposed Funding Sources:

PUBLIC WORKS	2019 Actual	2020 Actual	2021 Actual	2022 Adjusted	2023 Proposed	% Of Total
GENERAL REVENUE	883,673	768,618	1,011,651	1,036,048	1,832,295	82.64%
ENGINEERING & INSPECTION FEES	108,047	82,037	94,530	75,000	85,000	3.83%
PARKING METER REV-CIVIC CENTER	56,267	54,681	40,621	30,000	50,000	2.25%
TRANSFER FROM GAS TAX FUND	254,642	273,805	205,000	228,038	250,000	11.27%
TRANSFER FROM TRAFFIC SAFETY	10,000	-	-	-	-	0.00%
<b>TOTAL FUNDING SOURCES</b>	<b>1,312,629</b>	<b>1,179,142</b>	<b>1,351,802</b>	<b>1,369,086</b>	<b>2,217,295</b>	<b>100%</b>

### Proposed Expenditures, by Division:

PUBLIC WORKS	2019 Actual	2020 Actual	2021 Actual	2022 Adjusted	2023 Proposed	% Change
01-310 PW Administration	630,626	572,071	623,282	874,288	970,592	11.0%
01-311 Street Maintenance	262,580	256,650	432,280	227,378	699,717	207.7%
01-312 Graffiti Removal	-	-	-	-	48,882	-
01-313 Bus Shelter Maintenance	-	-	-	-	-	-
01-320 Equipment Maintenance	-	-	-	-	-	-
01-341** Mall Maintenance	18,966	121	-	-	-	-
01-343 Street Sweeping	27,600	29,775	34,700	34,700	36,435	5.0%
01-346 Streets, Trees, & Parkways	121,276	121,111	60,782	59,495	200,997	237.8%
01-370 Traffic Safety	137,697	149,906	142,921	101,725	260,672	156.3%
01-371 Traffic Signals	113,884	49,507	57,837	71,500	-	-100.0%
01-390** Facility Maintenance	-	-	-	-	-	-
<b>Total Public Works</b>	<b>1,312,629</b>	<b>1,179,142</b>	<b>1,351,802</b>	<b>1,369,086</b>	<b>2,217,295</b>	<b>62.0%</b>

May 23, 2022



## Water Enterprise Funding

### Funding Sources:

Account Number & Title	2019 Actual	2020 Actual	2021 Actual	2022 Adjusted	As of 12/31/21	2022 % Rec'd	2023 Proposed	% Change of Total
3500-0000 INTEREST INCOME	93,928	112,161	69,015	-	-	-	50,000	0.9%
3508-0000 NET INCR/DECR FAIR VAL INVEST.	78,972	93,718	-77,216	-	-33,863	-	-	-
3699-0000 MISCELLANEOUS REIMBURSEMENT	-	30,000	-	-	81	-	-	-
3810-0000 SALE OF WATER	4,016,093	4,141,003	4,605,456	4,973,892	1,766,773	36%	5,371,804	93.4%
3820-0000 DELINQUENT PENALTIES	85,805	51,793	-	75,000	-	-	-	-
3830-0000 METER & FIRE SERVICE	132,457	132,372	130,234	120,000	49,331	41%	128,385	2.2%
3835-0000 WATER INSTALLATION CHARGE	106,676	88,222	139,103	50,000	49,423	99%	90,688	1.6%
3840-0000 CAPITAL FACILITY CHARGES	38,249	115,951	43,042	5,000	25,212	504%	58,313	1.0%
3885-0000 BACKFLOW PREVENTION FEE	30,514	74,869	79,150	12,000	30,545	255%	42,442	0.7%
3901-0000 MISCELLANEOUS REVENUE	16,513	19,516	-3,686	-	-	-	9,316	0.2%
3910-0000 SALE OF PROPERTY & EQUIPMENT	505	-	-	-	-	-	-	-
3945-0000 BOND/LOAN PROCEEDS	-	-	-	2,372,500	-	-	-	-
3950-0000 PROPERTY DAMAGE REIMBURSEMENT	-	3,020	-	-	-	-	-	-
3996-0000 TRANSFER FROM OPERATING GRANT FD	-	-	-	-	151,227	-	-	-
<b>Total Revenue</b>	<b>4,599,713</b>	<b>4,862,625</b>	<b>4,985,098</b>	<b>5,235,892</b>	<b>4,411,228</b>	<b>84%</b>	<b>5,750,948</b>	<b>100%</b>

May 23, 2022



## Water Enterprise Funding

### Proposed Expenditures:

Account Number & Title	2019 Actual	2020 Actual	2021 Actual	2022 Adjusted	As of 12/31/21	2022 % Used	2023 Proposed	% Change
070-110 Water Attorney	753	18,482	483	-	-	-	1,000	100%
070-180 Water Retirement	390,985	119,615	326,728	755,000	2,533,861	336%	421,258	-44.2%
070-381 Water Administration	2,097,451	2,058,151	1,962,197	2,455,658	970,520	40%	2,811,121	14.5%
070-382 Utility Billing	42,630	305,390	337,211	268,152	112,540	42%	247,617	-7.7%
070-383 Water Distribution	87,702	124,747	90,929	127,500	34,222	27%	126,200	-1.0%
070-384 Water Production	646,846	802,141	793,944	751,250	308,760	41%	2,152,975	187%
070-385 Water Capital Projects	780,115	883,096	949,456	5,833,294	35,875	1%	776,681	-86.7%
<b>Total Appropriations</b>	<b>4,246,481</b>	<b>4,311,623</b>	<b>4,460,948</b>	<b>10,190,854</b>	<b>3,995,777</b>	<b>39%</b>	<b>6,536,852</b>	<b>-35.9%</b>

### Water Enterprise Funding Summary:

Account Number & Title	2019 Actual	2020 Actual	2021 Actual	2022 Adjusted	As of 12/31/21	2022 % Rec'd	2023 Proposed	% Change
<b>Beginning Balance:</b>	<b>4,995,312</b>	<b>5,348,544</b>	<b>5,899,545</b>	<b>6,423,696</b>			<b>1,468,733</b>	<b>-77.1%</b>
Total Revenue	4,599,713	4,862,625	4,985,098	5,235,892	4,411,228	84.2%	5,750,948	9.8%
Total Appropriations	4,246,481	4,311,623	4,460,948	10,190,854	3,995,777	39.2%	6,536,852	-35.9%
Annual Surplus/Deficit	353,232	551,002	524,150	-4,954,962	415,451	-	-785,904	-84.1%
<b>Ending Balance:</b>	<b>5,348,544</b>	<b>5,899,545</b>	<b>6,423,696</b>	<b>1,468,733</b>			<b>682,829</b>	<b>-53.5%</b>

May 23, 2022



## Sewer Enterprise Funding

### Funding Sources:

Account Number & Title	2019 Actual	2020 Actual	2021 Actual	2022 Adjusted	As of 12/31/21	2022 % Rec'd	2023 Proposed	% Change of Total
3500-0000 INTEREST INCOME	97,786	88,311	54,670	-	-	-	-	-
3508-0000 NET INCR/DECR FAIR VAL INVEST.	67,674	50,183	-39,578	-	-24,113	-	-	-
3745-0000 SEWER SERVICE CHARGES	3,324,288	3,470,084	3,952,029	4,031,070	1,401,909	35%	4,111,691	98%
3810-0000 SEWER COLLECTIONS-MO. BILLS	-	-	-	-	-	-	-	-
3820-0000 DELINQUENT PENALTIES	41,413	23,792	-	-	-	-	-	-
3821-0000 INDUSTRIAL WASTE PERMITS	40,772	39,618	46,316	30,000	14,246	47%	39,641	0.9%
3840-0000 CAPITAL FACILITY CHARGES	44,963	46,932	26,741	30,000	9,775	33%	35,729	0.9%
3885-0000 BACKFLOW PREVENTION FEE	-1,634	-	-	-	-	-	-	-
3945-0000 BOND/LOAN PROCEEDS	-	-	-	-	2,372,500	-	-	-
3950-0000 PROPERTY DAMAGE REIMBURSEMENT	-	62,750	-	-	-	-	-	-
3970-0000 TRANS FROM GENERAL FUND	-	-	-	-	-	-	-	-
3978-0000 TRANS FROM RETIREMENT TAX FUND	-	-	-	-	-	-	-	-
<b>Total Revenue</b>	<b>3,615,261</b>	<b>3,781,670</b>	<b>4,040,178</b>	<b>4,091,070</b>	<b>3,774,316</b>	<b>92%</b>	<b>4,187,061</b>	<b>100%</b>

May 23, 2022



## Sewer Enterprise Funding

### Proposed Expenditures:

Account Number & Title	2019 Actual	2020 Actual	2021 Actual	2022 Adjusted	As of 12/31/21	2022 % Used	2023 Proposed	% Change
072-110 Sewer Attorney	40	11,547	-	-	-	-	1,000	-
072-180 Sewer Retirement	197,204	-113,066	-481,342	535,000	2,513,331	470%	508,175	-5.0%
072-360 Sewer Maintenance	2,506,293	2,024,497	2,450,061	2,644,548	1,125,644	43%	2,756,310	4.2%
072-365 Sewer Capital Projects	1,032,304	1,037,944	1,089,151	1,650,251	286,488	17%	1,160,000	-29.7%
<b>Total Appropriations</b>	<b>3,735,841</b>	<b>2,960,921</b>	<b>3,057,870</b>	<b>4,829,799</b>	<b>3,925,463</b>	<b>81%</b>	<b>4,425,485</b>	<b>-8.4%</b>

### Sewer Enterprise Funding Summary:

Account Number & Title	2019 Actual	2020 Actual	2021 Actual	2022 Adjusted	As of 12/31/21	2022 % Rec'd	2023 Proposed	% Change
<b>Beginning Balance:</b>	<b>3,184,621</b>	<b>3,064,042</b>	<b>3,884,790</b>	<b>4,867,098</b>			<b>4,128,368</b>	<b>-15.2%</b>
Total Revenue	3,615,261	3,781,670	4,040,178	4,091,070	3,774,316	92.3%	4,187,061	2.3%
Total Appropriations	3,735,841	2,960,921	3,057,870	4,829,799	3,925,463	81.3%	4,425,485	-8.4%
Annual Surplus/Deficit	-120,579	820,749	982,308	-738,730	-151,147	-	-238,424	-67.7%
<b>Ending Balance:</b>	<b>3,064,042</b>	<b>3,884,790</b>	<b>4,867,098</b>	<b>4,128,368</b>			<b>3,889,944</b>	<b>-5.8%</b>

May 23, 2022



May 23, 2022



**SAN FERNANDO**

FISCAL YEAR 2022-2023  
BUDGET STUDY SESSION

## Capital Improvement Program

Street  
Resurfacing

Transportation  
and Traffic Safety

Water

MAY 23, 2022



**SAN FERNANDO**



## FOCUS ON STARTING CONSTRUCTION

- Began FY2021-2022 with 12 projects that go back at least 3 years
  - 4 projects began construction (1 completed)
  - 8 projects are in design phase (construction in FY 2022-2023)
- 5 new projects in FY2021-2022
  - 2 projects completed
  - 3 new projects are in design

MAY 23, 2022



THE CITY OF  
**SAN FERNANDO**

## FISCAL YEAR 2021-2022 ACCOMPLISHMENTS



- **Began 3 major Construction Projects**
  - Well 3 Nitrate Treatment System - \$2 million
  - San Fernando Regional Park Infiltration Project - \$12.5 million
  - Upper Reservoir Replacement Project - \$7 million
- **Completed 3 projects**
  - Pico Street Resurfacing
  - Mall Bollards Project
  - PD Flooring Project

MAY 23, 2022



THE CITY OF  
**SAN FERNANDO**

## FISCAL YEAR 2022-2023 PROPOSED OBJECTIVES & WORK PLAN

\$36.2 million in Current Projects



\$4.7 million – Street and Parking Lot Resurfacing



\$9 million – Transportation & Traffic Safety



\$22.5 million - Water

MAY 23, 2022





THE CITY OF  
**SAN FERNANDO**  
CALIFORNIA

## FISCAL YEAR 2022-2023 PROPOSED OBJECTIVES & WORK PLAN

### Street Resurfacing



30 miles of slurry seal, sidewalk, curb & gutter, curb ramps



- Bidding and Contract Awarded in July
- Construction (August through June)




Includes new pavement markings

MAY 23, 2022



THE CITY OF  
**SAN FERNANDO**  
CALIFORNIA

## SLURRY SEAL APPROACH



Kennebec, Long Beach  
Before: September 2011 | After: November 2019 (8 YEARS LATER)

MAY 23, 2022

## TRADITIONAL APPROACHES



Thin Asphalt Overlay



Full Reconstruction

MAY 23, 2022

### Slurry Seal Approach – 3 year Plan (60/20/20)



Complete 30 miles of paving in FY 2022-2023 (60%)



- Complete 10 miles in FY 2023-24 (20%)

- Complete 10 miles in FY 2024-25 (20%)



Total estimated cost for 3 years - \$8.6 million  
(Total estimated cost for Traditional Approach - \$50 million)

MAY 23, 2022





THE CITY OF  
**SAN FERNANDO**

## Curb & Gutter, Curb Ramps, Sidewalks – 3 year Plan



Curb & Gutter



Curb Ramps



Sidewalks – 4 miles of sidewalk need repair

MAY 23, 2022



THE CITY OF  
**SAN FERNANDO**

## Pavement Markings, Curb Painting, Signage – 3 year Plan



Pavement Markings



Curb Painting



Signage Replacement

MAY 23, 2022



THE CITY OF  
**SAN FERNANDO**

## FISCAL YEAR 2022-2023 PROPOSED OBJECTIVES & WORK PLAN

### Transportation and Traffic Safety



Glenoaks Bridge Safety Improvements – Complete by end of 2022



Phase 2 Bus Shelter Project – Complete by end of 2022



Safe Routes To School – Complete Design, Start Construction in 2023

MAY 23, 2022



THE CITY OF  
**SAN FERNANDO**

## FISCAL YEAR 2022-2023 PROPOSED OBJECTIVES & WORK PLAN

### Transportation & Traffic Safety



Citywide Traffic Signal Synchronization – Start construction in 2023



Traffic Signal Improvements (9 intersections on Truman St, SF Road)



Pacoima Wash Bikeway Project – Start construction in Fall 2022

MAY 23, 2022



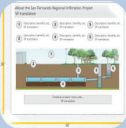
THE CITY OF  
**SAN FERNANDO**  
FUNDING  
MAY 19 1911  
CALIFORNIA

## FISCAL YEAR 2022-2023 PROPOSED OBJECTIVES & WORK PLAN


### Water Projects



Complete the Well 3 Nitrate Treatment System by December 2022



Continue the San Fernando Regional Park Infiltration Project  
(complete by July 2023)



Continue the Upper Reservoir Replacement Project  
(complete by December 2023)

MAY 23, 2022



THE CITY OF  
**SAN FERNANDO**  
FUNDING  
MAY 19 1911  
CALIFORNIA

## FUNDING SOURCES

**Street Resurfacing - \$4.6 million**



- State funding – SB-1
- County funding (Metro) – Measure R, Measure M, Proposition C
- Annual allocations of \$2 million, based on population size
- Allowable uses:
  - Street & Bridge Improvements
  - Sidewalks, Curb Ramps
  - Curb & Gutter
  - Drainage
  - Traffic Signal Improvements

MAY 23, 2022



THE CITY OF  
**SAN FERNANDO**



## FUNDING SOURCES


**Transportation and Traffic Safety - \$9 million**

- Glenoaks Bridge Safety Improvements – Measure R, SB-1
- Phase 2 Bus Shelters – FTA, Proposition C
- Safe Routes To School – Caltrans (SRTS Cycles 1 & 2)
- Citywide Traffic Signal Synchronization – Proposition C, Measure M
- Traffic Signal Improvements – HSIP Cycle 8, Measure M
- Pacoima Wash Bikeway Project
  - Caltrans ATP-3, AQMD, CMAQ, Measure M, Measure R
  - Santa Monica Mountains Conservancy

MAY 23, 2022



THE CITY OF  
**SAN FERNANDO**



## FUNDING SOURCES

**Water Projects - \$22.5 million**

- Well 3 Nitrate Treatment System – Water Enterprise Funds
- San Fernando Regional Park Infiltration Project
  - Proposition 1 – IRWM
  - Measure W
  - LADWP Gap Funding
  - Measure R
- Upper Reservoir Replacement Project
  - Department of Water Resources
  - Water Enterprise Funds

MAY 23, 2022



## CAPITAL EQUIPMENT

**Pressure Washer - \$20,000**

- Funding Source: Measure W
- Description: Pressure Washing System with Water Reclamation
- Uses: Sidewalk Washing, Bus Shelter Cleaning, Graffiti Removal
- Advantages: Allows for compliant washing of surfaces by one person
- Increases efficiency and ensures water run-off compliance

MAY 23, 2022



## CAPITAL EQUIPMENT

**Fleet Open-Ended  
Leasing Program - \$100,000/year**

- Funding Source: Equipment Replacement Fund
- Description: Vehicle Open Lease Program for 10 vehicles
- Department vehicles to be replaced
  - Community Development (2) – Trucks for Code Enforcement
  - Recreation & Community Services (1) – Truck with a lift gate
  - Public Works (7) – Utility Trucks, Hybrid Small SUV
- Advantages: Does not require \$442,000 Capital Outlay
  - Flexible options for purchasing at end of the lease term
  - Reduce per vehicle maintenance costs each year (\$1,000 vs. \$100)

MAY 23, 2022



## CAPITAL EQUIPMENT

**Fleet Open-Ended  
Leasing Program - \$100,000/year**

- Lease terms: 1 to 4 years
- Equity is built over the term of lease
  - Estimated equity earned on all 10 vehicles: \$59,000
  - Option 1 – receive a check    Option 2 – reduce cost of new vehicle
- Purchase options at term: 1) Replace, 2) Buy, 3) Continue payments
- Additional advantages
  - More fuel-efficient fleet
  - Frees up City Mechanic to work on the rest of fleet